



US00D523864S

(12) **United States Design Patent**
Chen et al.

(10) **Patent No.:** **US D523,864 S**
(45) **Date of Patent:** **** Jun. 27, 2006**

(54) **COMPUTER FRONT BEZEL**

D431,825 S * 10/2000 Jean et al. D14/444
D438,517 S * 3/2001 Chen et al. D14/444
D459,357 S * 6/2002 Lo D14/444

(75) Inventors: **Yun-Lung Chen**, Tucheng (TW); **Zhen Zhang**, Shenzhen (CN)

* cited by examiner

(73) Assignee: **Hon Hai Precision Ind. Co., LTD**,
Taipei Hsien (TW)

Primary Examiner—Freda S. Nunn
(74) *Attorney, Agent, or Firm*—Jeffrey T. Knapp

(**) Term: **14 Years**

(57) **CLAIM**

(21) Appl. No.: **29/236,242**

The ornamental design for a computer front bezel, as shown and described.

(22) Filed: **Aug. 12, 2005**

DESCRIPTION

(30) **Foreign Application Priority Data**

Apr. 6, 2005 (CN) 2005 3 0056193

FIG. 1 is a perspective view of a computer front bezel of our new design;

(51) **LOC (8) Cl.** **14-02**

FIG. 2 is a front elevational view thereof;

(52) **U.S. Cl.** **D14/444**

FIG. 3 is a rear elevational view thereof;

(58) **Field of Classification Search** D14/441-446;
D13/162, 184, 199; 312/223.2; 360/99.01-99.12;
361/680-686, 690-696; 369/34.01, 36.01
See application file for complete search history.

FIG. 4 is a left side elevational view thereof;

FIG. 5 is a right side elevational view thereof;

FIG. 6 is a top plan view thereof;

FIG. 7 is a bottom plan view thereof; and,

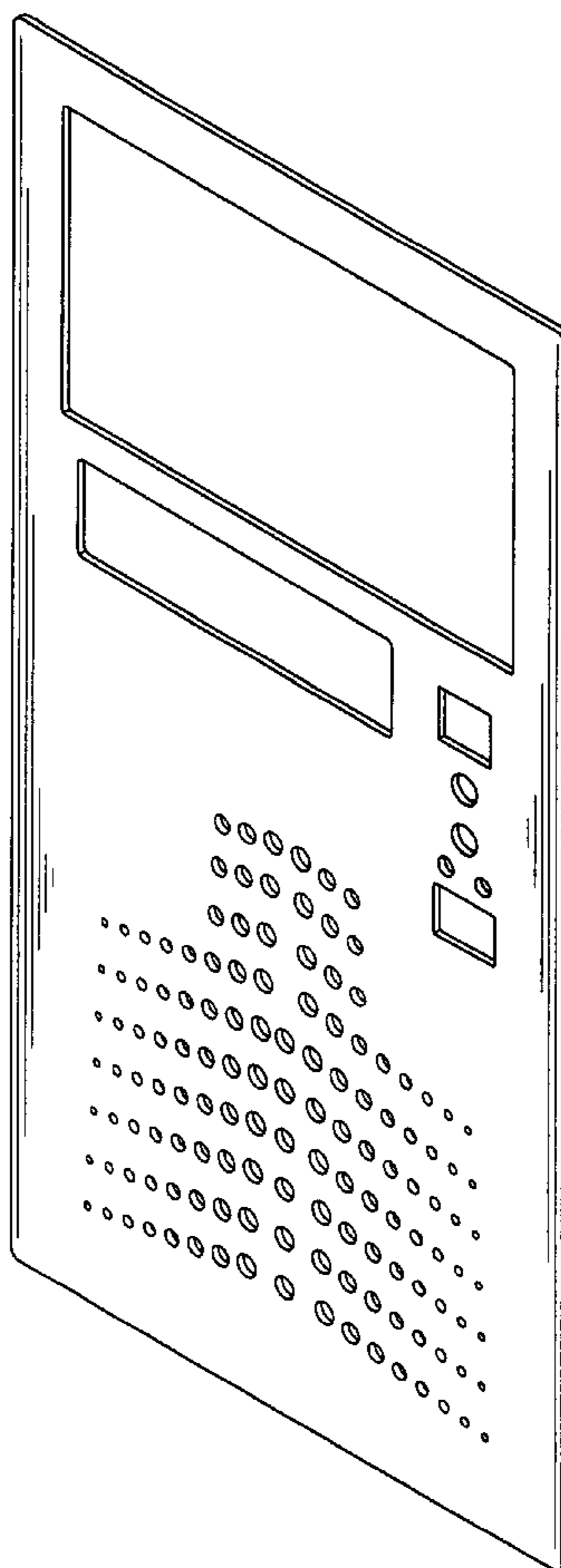
FIG. 8 is a perspective view thereof being mounted to a computer case which is shown in broken lines for illustrative purposes only and forms no part of the claimed design.

(56) **References Cited**

U.S. PATENT DOCUMENTS

5,169,218 A * 12/1992 Chu 312/223.2

1 Claim, 6 Drawing Sheets



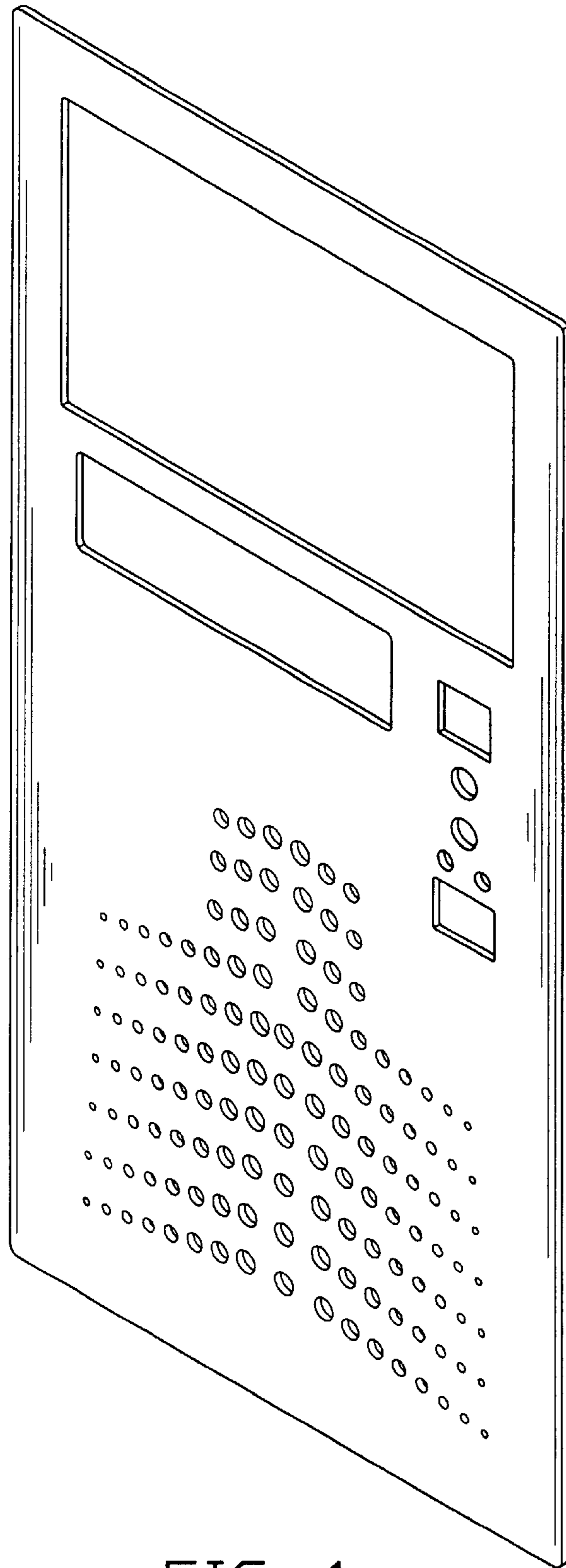


FIG. 1

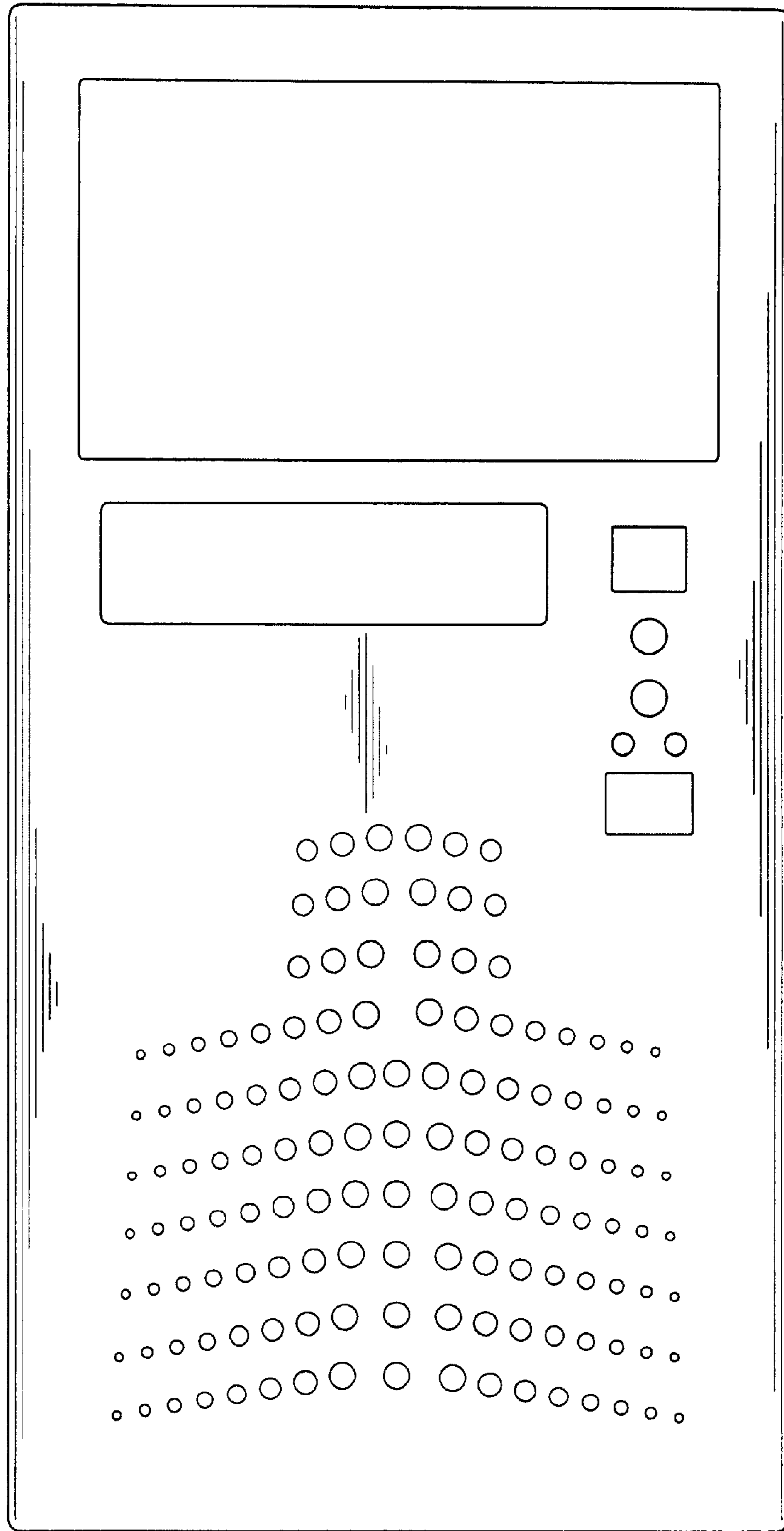


FIG. 2

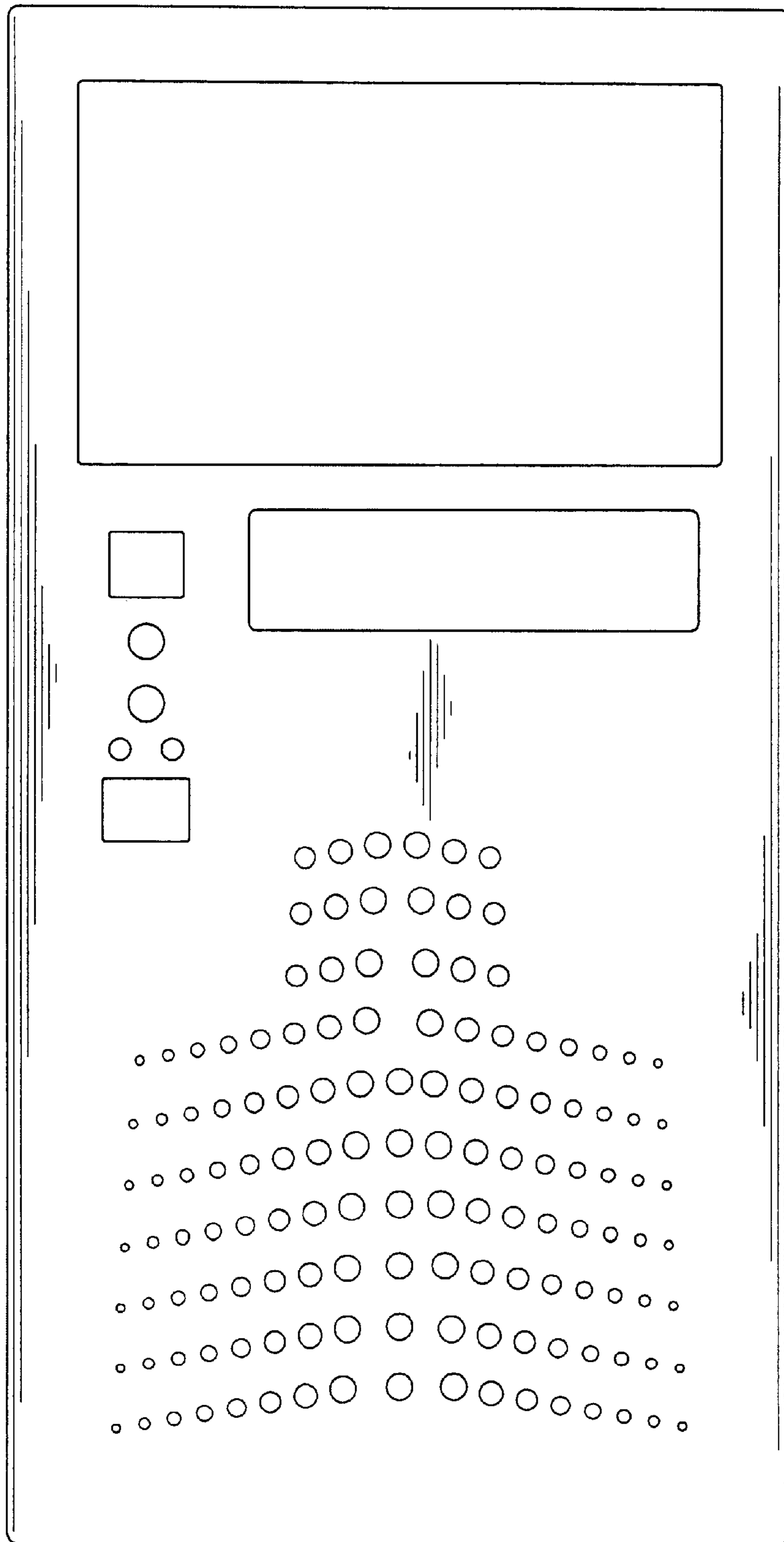


FIG. 3



FIG. 4



FIG. 5



FIG. 6




FIG. 7

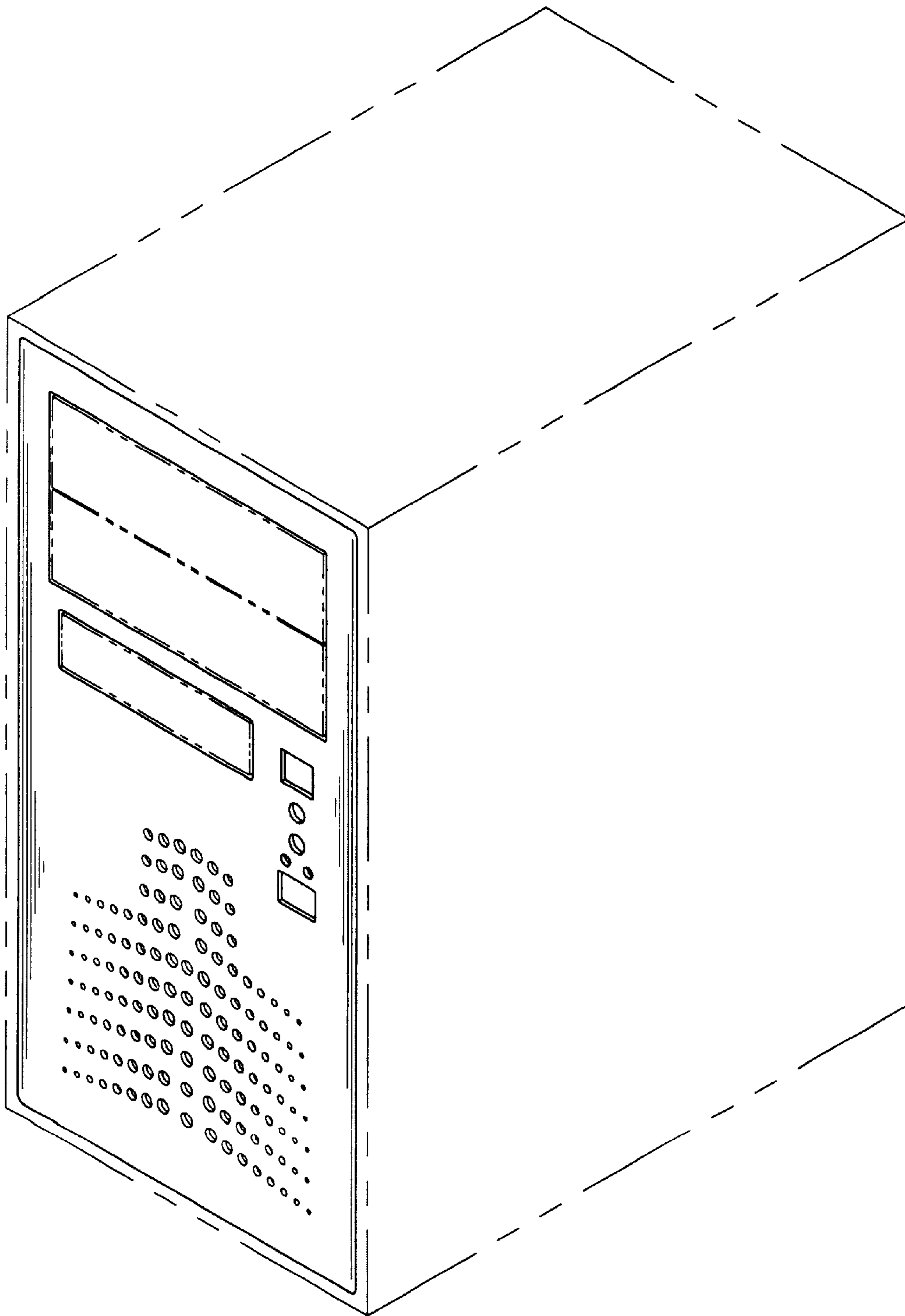


FIG. 8