



US00D523840S

(12) **United States Design Patent**
Heath et al.

(10) **Patent No.:** **US D523,840 S**
(45) **Date of Patent:** **** Jun. 27, 2006**

(54) **WIRELESS MUSIC RECEIVER**
(75) Inventors: **Stephen Robert Heath**, Eindhoven (NL); **Wilfried Johan Paul Ferdinand Daniels**, Sint Truiden (BE)
(73) Assignee: **Koninklijke Philips Electronics, N.V.**, Eindhoven (NL)
(**) Term: **14 Years**

D409,194 S * 5/1999 Ridinger D14/188
6,049,290 A * 4/2000 Halstead 340/7.63
D426,226 S * 6/2000 Ridinger D14/188
6,094,340 A * 7/2000 Min 361/681
D451,084 S * 11/2001 Su D14/188
D477,304 S * 7/2003 Isaacs et al. D14/188
D483,348 S * 12/2003 Nishii et al. D14/188
D496,346 S * 9/2004 Fuss et al. D14/188
D502,462 S * 3/2005 Silverstein D14/188

* cited by examiner

Primary Examiner—Prabhakar Deshmukh

(21) Appl. No.: **29/226,029**
(22) Filed: **Mar. 23, 2005**

(57) **CLAIM**

(51) **LOC (8) Cl.** **14-03**
(52) **U.S. Cl.** **D14/188; D14/496**
(58) **Field of Classification Search** D14/496,
D14/188, 155, 160, 168–171, 193–198, 137,
D14/138, 265; 455/344–351; 369/6–12, 75.1
See application file for complete search history.

The ornamental design for a wireless music receiver, as shown.

DESCRIPTION


(56) **References Cited**

U.S. PATENT DOCUMENTS

2,272,937 A * 2/1942 Emde 312/7.1
4,064,374 A * 12/1977 Sato 369/11
4,310,923 A * 1/1982 Kennedy 455/79

FIG. 1 is a perspective view showing my design;
FIG. 2 is a front elevational view thereof;
FIG. 3 is a rear elevational view thereof;
FIG. 4 is a right side elevational view thereof;
FIG. 5 is a left side elevational view thereof;
FIG. 6 is a top plan view thereof; and,
FIG. 7 is a bottom plan view thereof.

1 Claim, 3 Drawing Sheets






FIG. 1




FIG. 2



FIG. 3

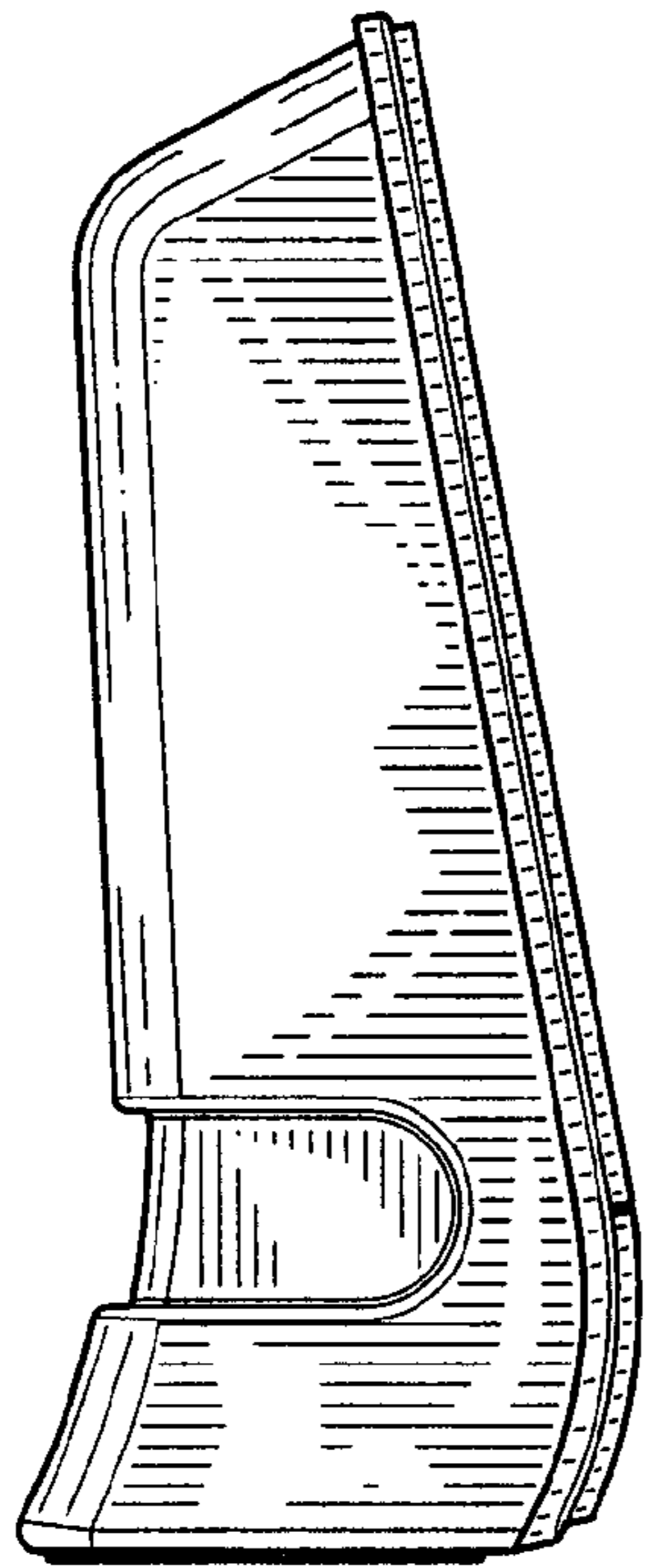


FIG. 4

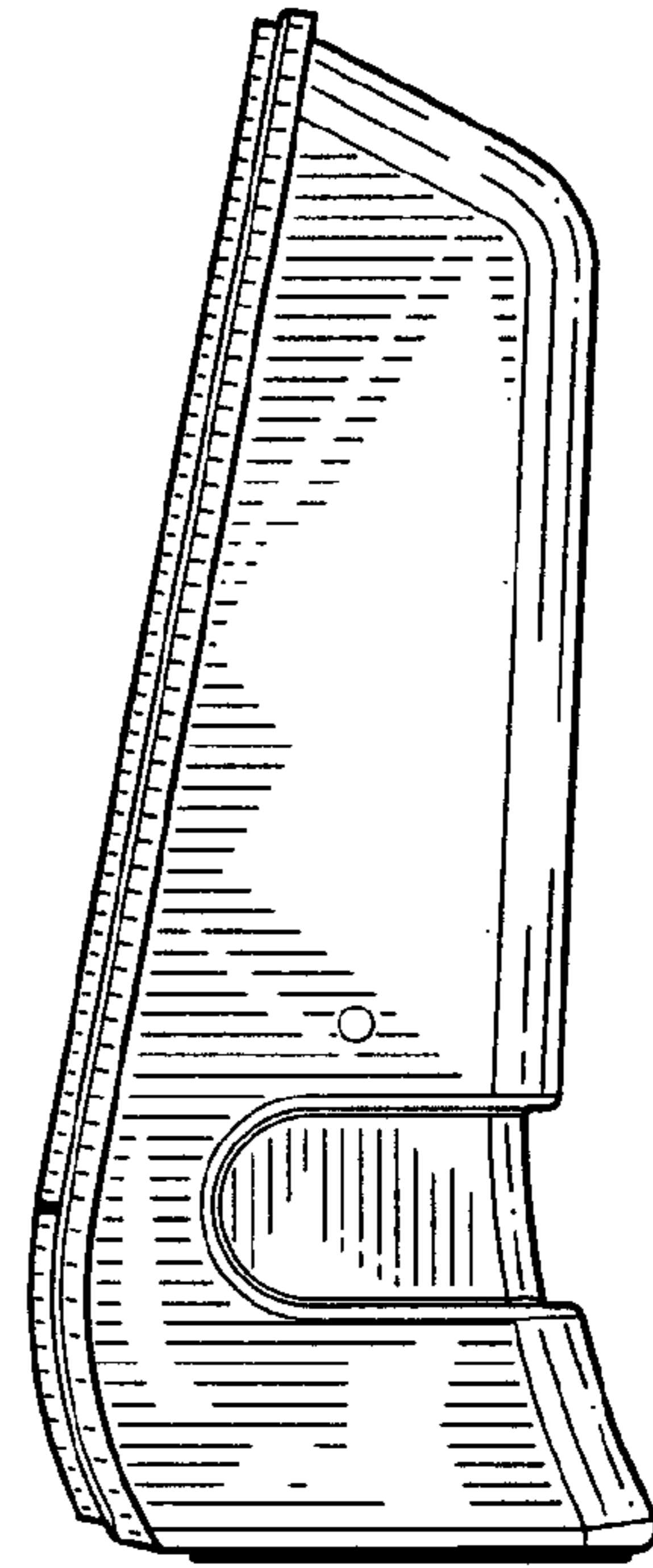


FIG. 5




FIG. 6

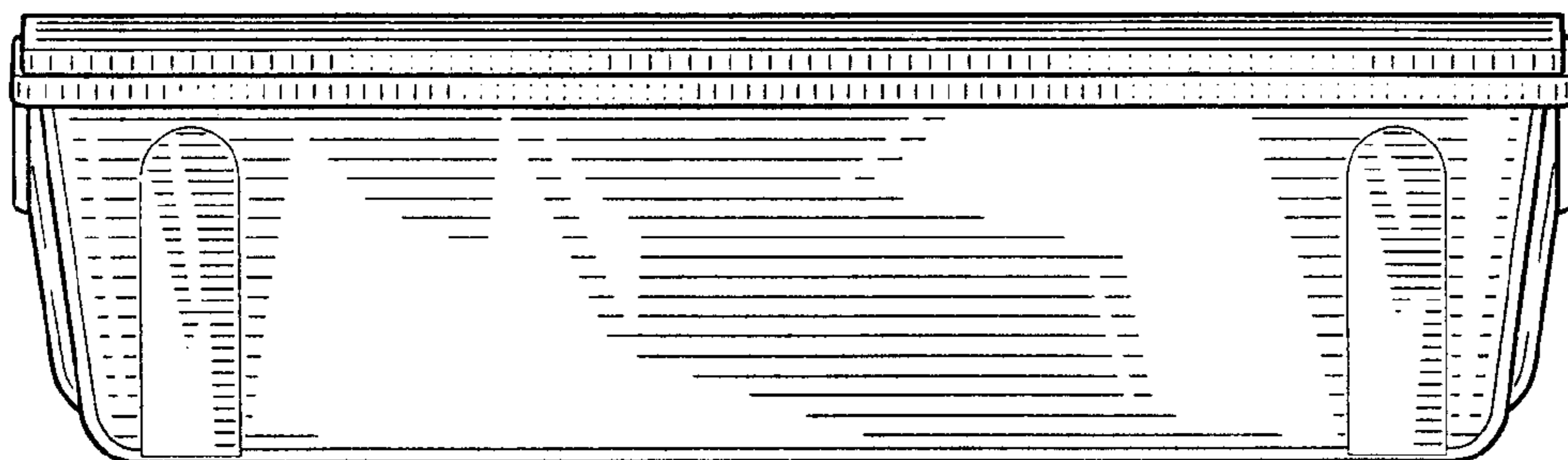


FIG. 7