

US00D523835S

(12) **United States Design Patent**
Huang

(10) **Patent No.:** **US D523,835 S**
(45) **Date of Patent:** **** Jun. 27, 2006**

(54) **MOBILE PHONE**

(75) Inventor: **Chien-Ju Huang**, Taipei (TW)

(73) Assignee: **FIH Co., Ltd.**, Shindian (TW)

(**) Term: **14 Years**

(21) Appl. No.: **29/227,297**

(22) Filed: **Apr. 8, 2005**

(30) **Foreign Application Priority Data**

Nov. 4, 2004 (CN) 2004300921827

(51) **LOC (8) Cl.** **14-03**

(52) **U.S. Cl.** **D14/138**

(58) **Field of Classification Search** D14/137,
D14/138, 147-148, 247-248, 144, 218, 341-347;
379/433.01-433.13, 434; D13/168; D21/517;
455/556.1, 556.2, 566, 575.1, 90.3
See application file for complete search history.

(56) **References Cited**

U.S. PATENT DOCUMENTS

- 6,006,074 A * 12/1999 De Larminat et al. ... 455/575.1
- D420,351 S * 2/2000 Waldner D14/138
- D430,858 S * 9/2000 Nakahara et al. D14/138
- D433,002 S * 10/2000 Kolinen D14/138
- D445,102 S * 7/2001 Lai D14/138
- D455,134 S * 4/2002 Kolinen D14/138
- D479,515 S * 9/2003 Seo D14/138
- D480,374 S * 10/2003 Toor et al. D14/138
- D485,246 S * 1/2004 Johansson et al. D14/138
- D488,143 S * 4/2004 Ting et al. D14/138
- D488,787 S * 4/2004 Jung D14/138
- D490,788 S * 6/2004 Chang D14/138
- D494,559 S * 8/2004 Fuxen D14/138

- D494,950 S * 8/2004 Keunecke D14/138
- D495,309 S * 8/2004 Hsieh D14/138
- D496,641 S * 9/2004 Seo D14/138
- D502,691 S * 3/2005 Fuxen D14/138
- D503,163 S * 3/2005 Chan et al. D14/138
- D503,698 S * 4/2005 Aihara D14/138
- D506,190 S * 6/2005 Mehandjiysky D14/138
- D513,504 S * 1/2006 Keunecke D14/138
- 2003/0153282 A1 * 8/2003 Sun et al. 455/90
- 2005/0136893 A1 * 6/2005 Ala-Lehtimaki et al. . 455/412.1
- 2005/0148363 A1 * 7/2005 Kiessling et al. 455/556.1
- 2005/0186987 A1 * 8/2005 Liu 455/556.1
- 2005/0277388 A1 * 12/2005 Kim et al. 455/90.3

FOREIGN PATENT DOCUMENTS

- WO DM/056602 * 8/2000
- WO DM/059481 * 5/2001

* cited by examiner

Primary Examiner—Jeffrey Asch
(74) *Attorney, Agent, or Firm*—Wei Te Chung

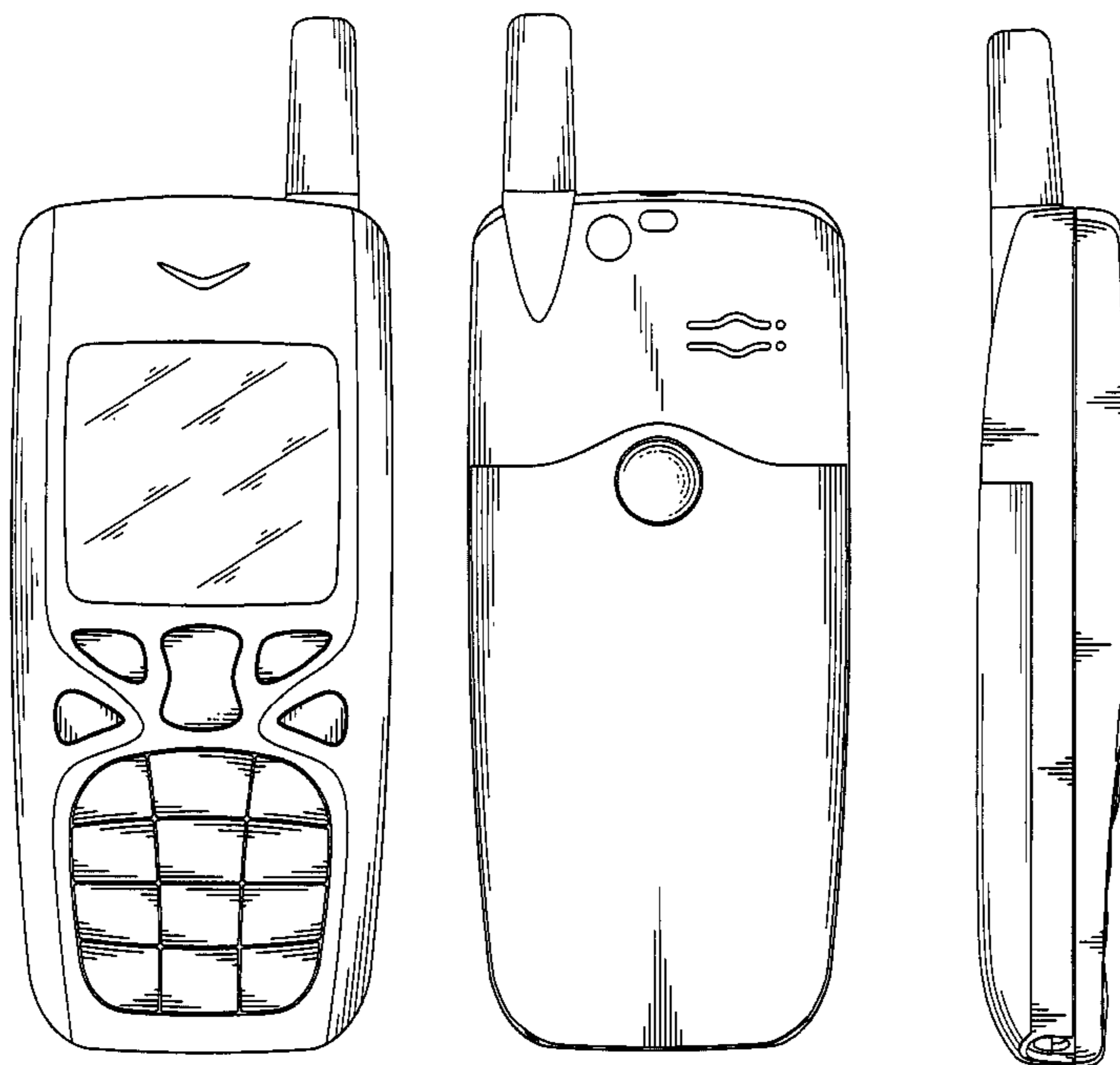
(57) **CLAIM**

The ornamental design for a mobile phone, as shown and described.

DESCRIPTION

FIG. 1 is a perspective view of a mobile phone showing my new design;
FIG. 2 is a front elevational view thereof;
FIG. 3 is a rear elevational view thereof;
FIG. 4 is a left side elevational view thereof;
FIG. 5 is a right side elevational view thereof;
FIG. 6 is a top plan view thereof; and,
FIG. 7 is a bottom plan view thereof.

1 Claim, 5 Drawing Sheets



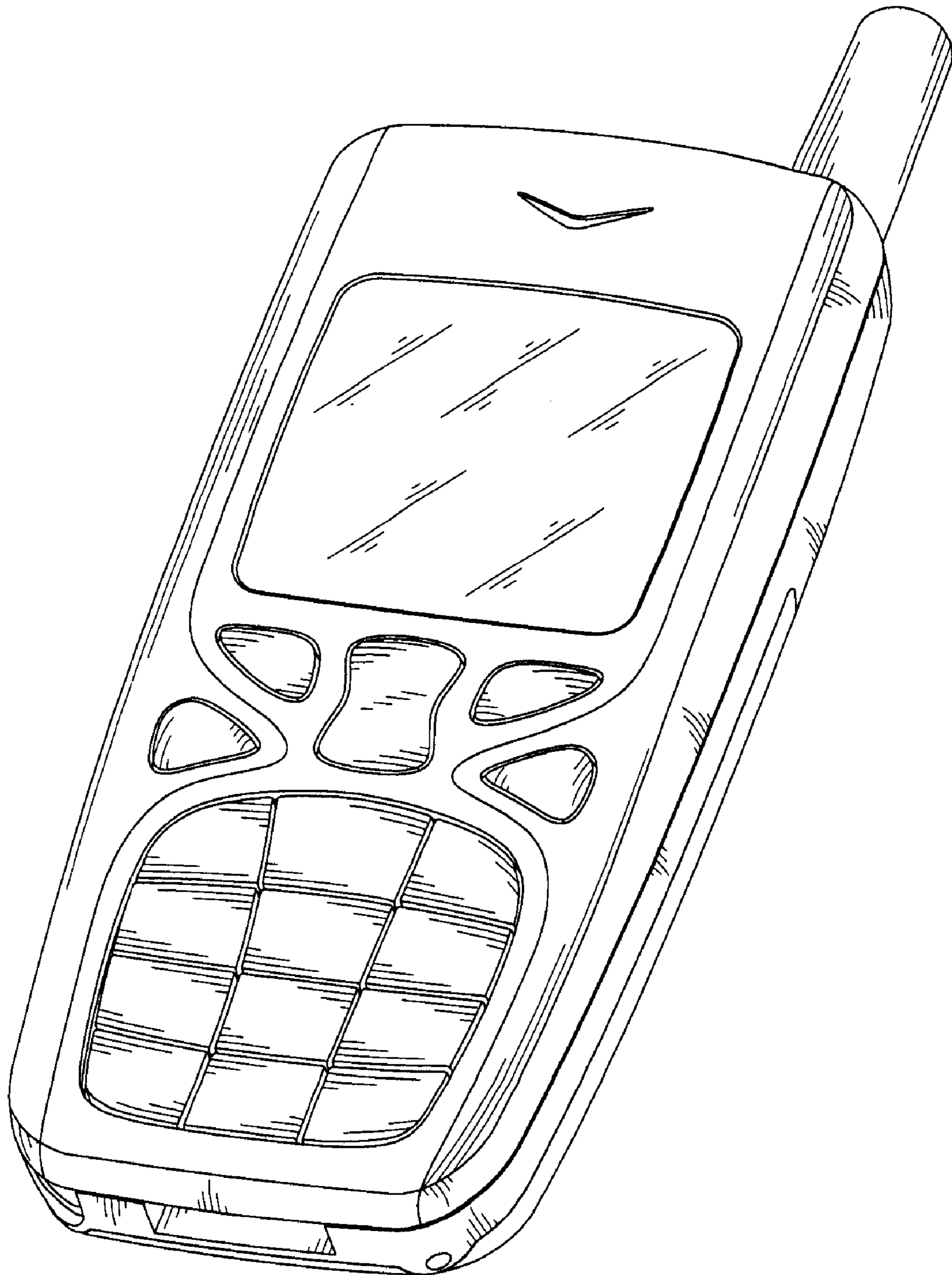


FIG. 1

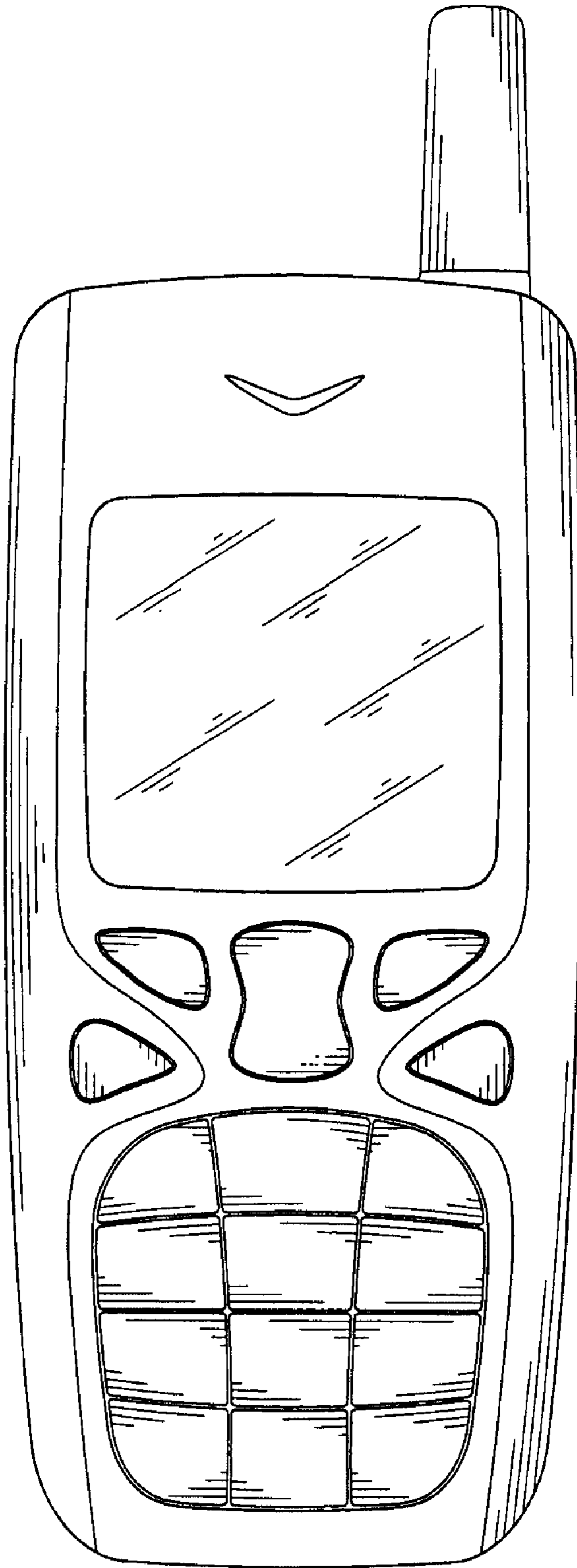


FIG. 2

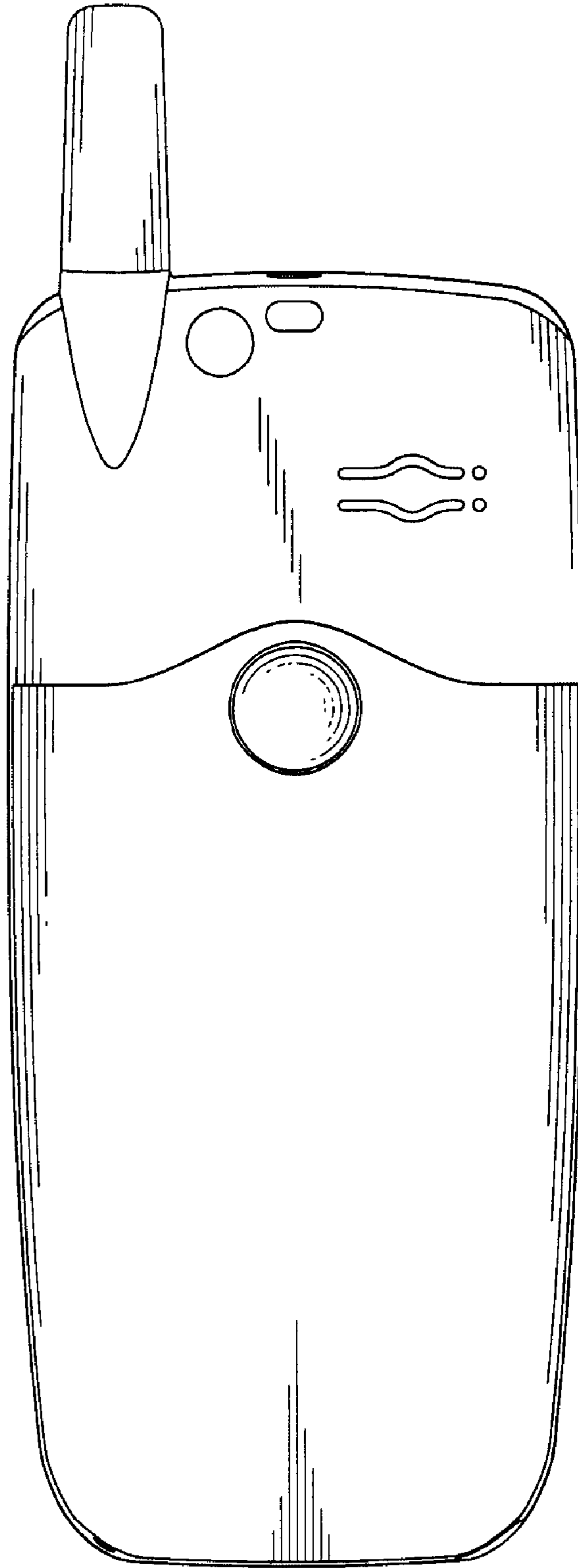


FIG. 3

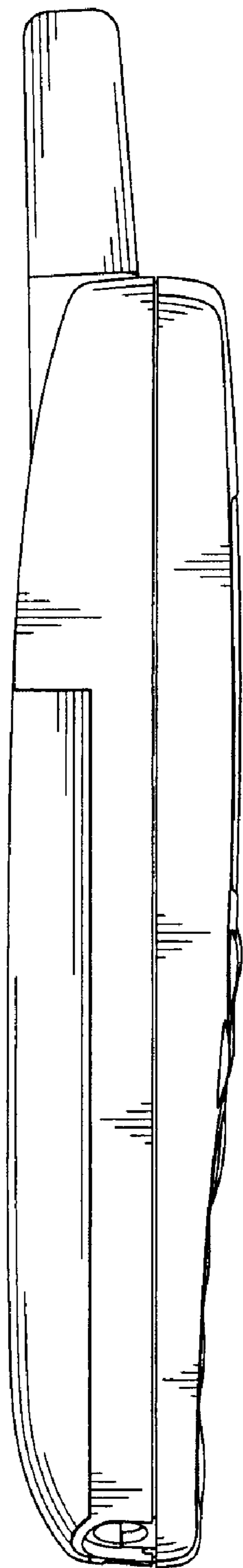


FIG. 4

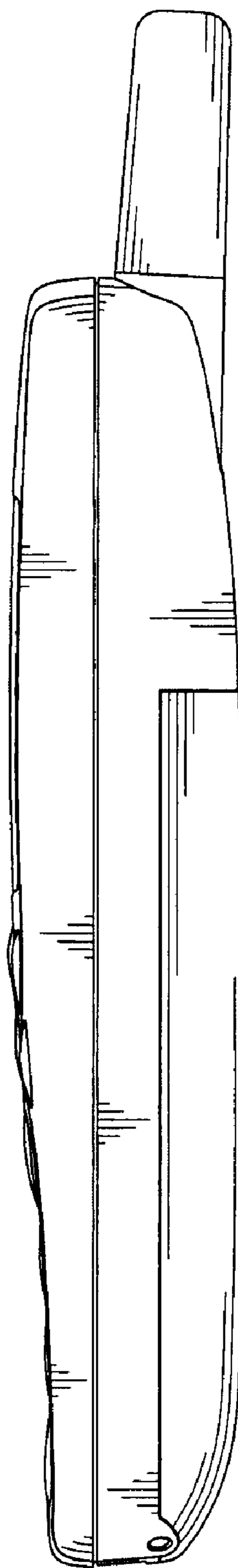


FIG. 5

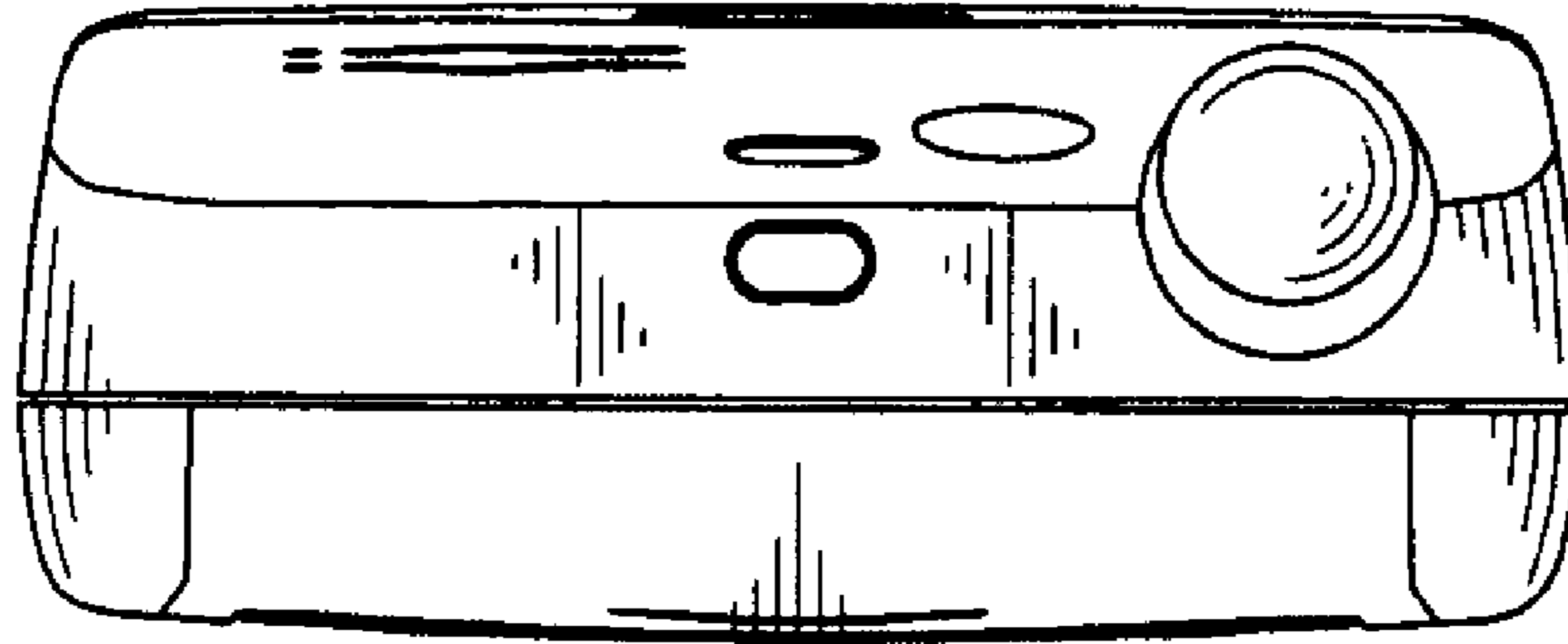


FIG. 6

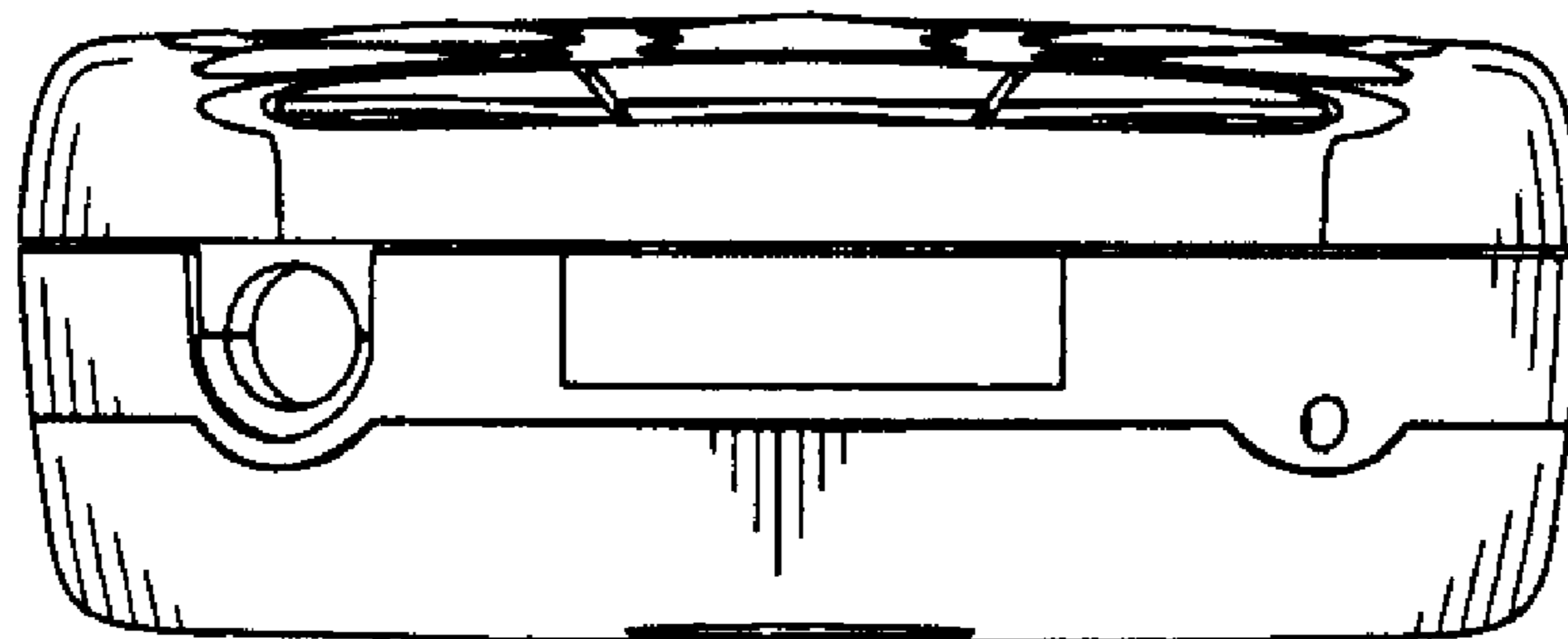


FIG. 7