



US00D523827S

(12) **United States Design Patent**  
**Lin et al.**

(10) **Patent No.:** **US D523,827 S**  
(45) **Date of Patent:** **\*\* Jun. 27, 2006**

(54) **LCD TELEVISION**

(75) Inventors: **Hung-Wen Lin**, Taoyuan Shien (TW);  
**Chang-Ta Miao**, Taipei (TW);  
**Gwo-Chyuan Chen**, Taipei (TW)

(73) Assignee: **Quanta Computer, Inc.**, Taoyuan  
Hsien (TW)

(\*\*) Term: **14 Years**

(21) Appl. No.: **29/201,947**

(22) Filed: **Mar. 23, 2004**

(51) **LOC (8) Cl.** ..... **14-03**

(52) **U.S. Cl.** ..... **D14/126**

(58) **Field of Classification Search** ..... D14/125-134,  
D14/239, 371, 136, 374-376; 312/7.2; 348/836,  
348/838, 180, 184, 325, 739; 341/12; 248/917-924,  
248/465; 345/104, 133, 156, 168, 87, 173;  
720/605, 669, 600, 655; 369/99, 197; 455/344-347  
See application file for complete search history.

(56) **References Cited**

**U.S. PATENT DOCUMENTS**

D432,101 S \* 10/2000 Oba ..... D14/126  
D439,224 S \* 3/2001 Kita ..... D14/126

D456,370 S \* 4/2002 Kita ..... D14/126  
D458,236 S \* 6/2002 Bong et al. .... D14/126  
D479,209 S \* 9/2003 Teng et al. .... D14/126  
D480,083 S \* 9/2003 Borsboom et al. .... D14/371  
D489,067 S \* 4/2004 Olson et al. .... D14/375  
D489,340 S \* 5/2004 Honda ..... D14/126  
D496,044 S \* 9/2004 Yong ..... D14/375

\* cited by examiner

*Primary Examiner*—Raphael Barkai

(74) *Attorney, Agent, or Firm*—Thomas, Kayden,  
Horstemeyer & Risley

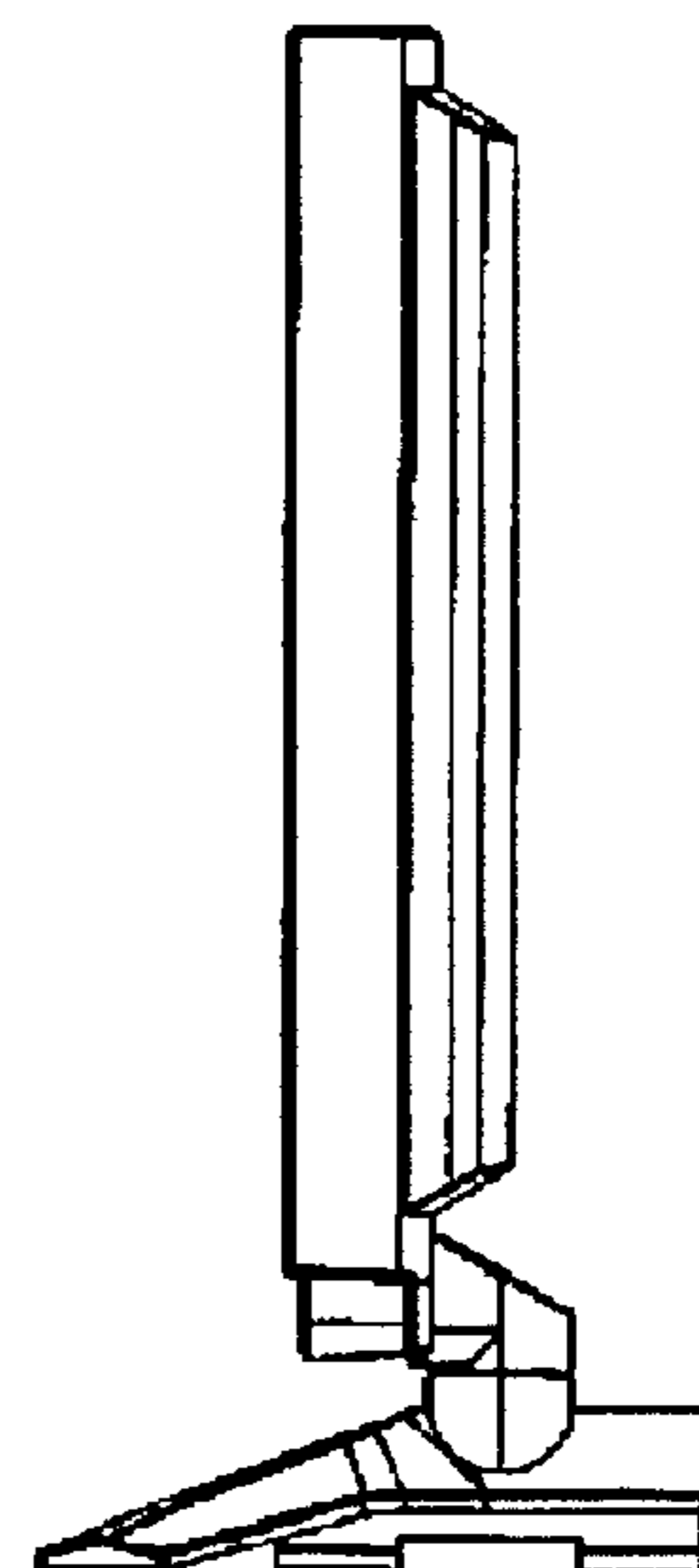

(57) **CLAIM**

The ornamental design for a LCD television, as shown and  
described.

**DESCRIPTION**

FIG. 1 is a front elevational view of a LCD television  
showing our new design with the lid in a closed position;  
FIG. 2 is a rear elevational view thereof;  
FIG. 3 is a left side elevational view thereof;  
FIG. 4 is a right side elevational view thereof;  
FIG. 5 is a top plan view thereof;  
FIG. 6 is a bottom plan view thereof; and,  
FIG. 7 is a front, side perspective view thereof.

**1 Claim, 4 Drawing Sheets**






Fig. 1




Fig. 2

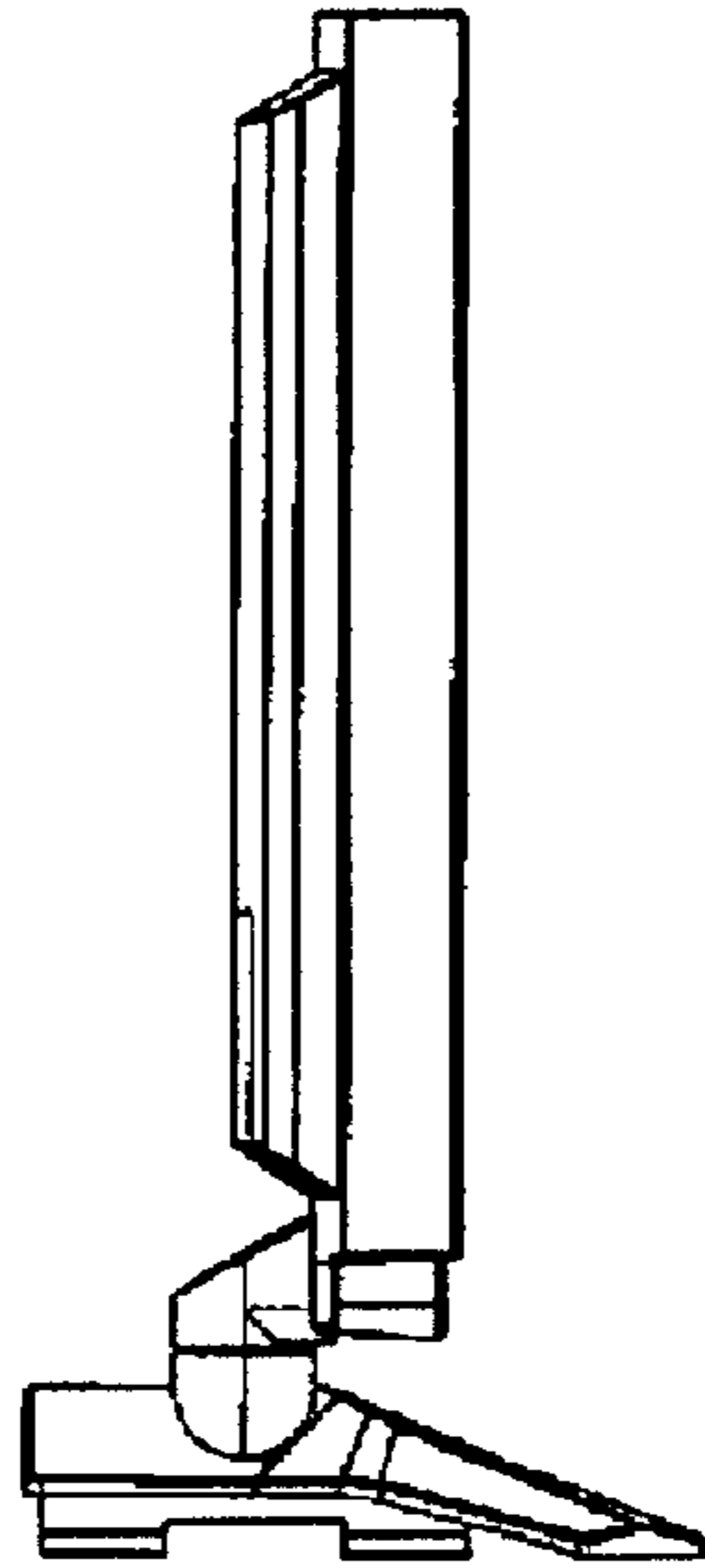


Fig. 3

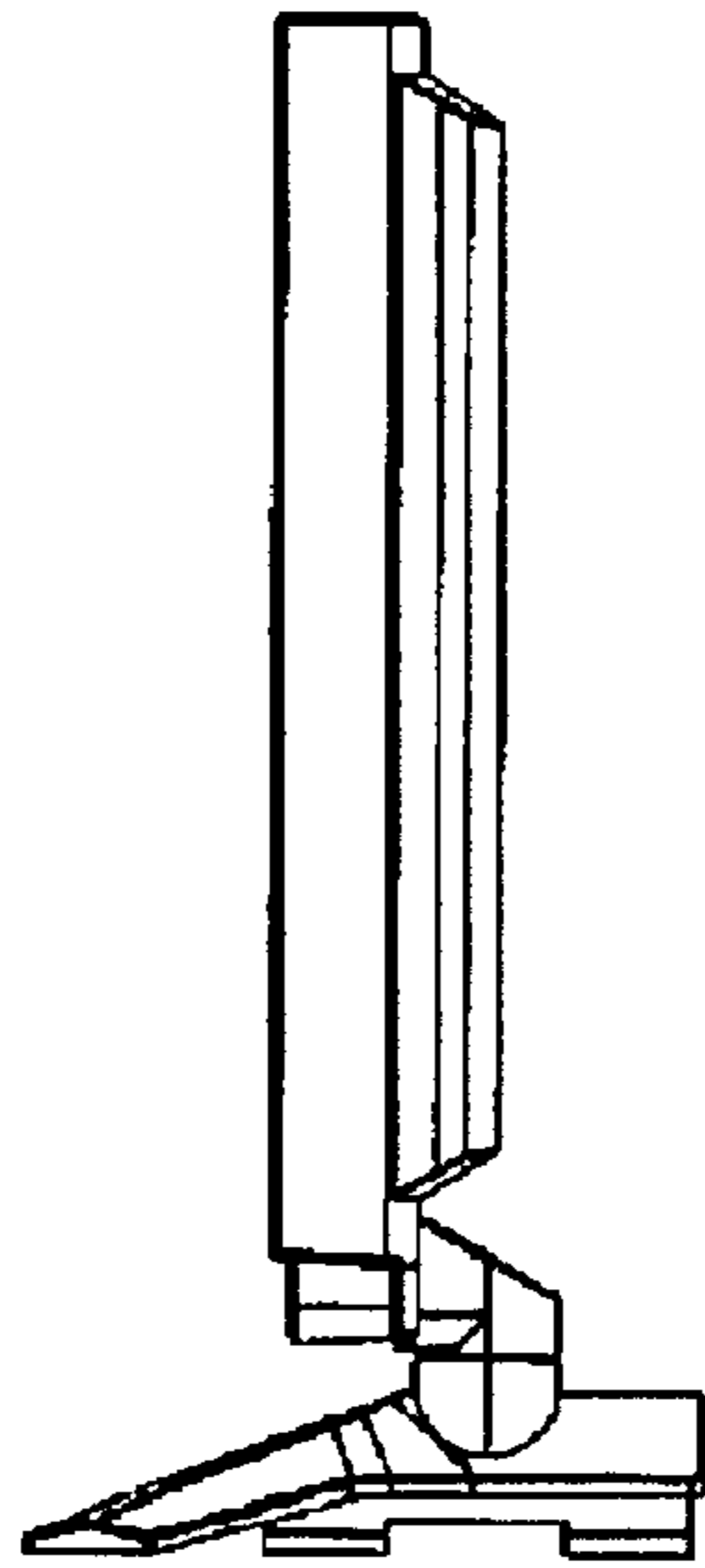


Fig. 4

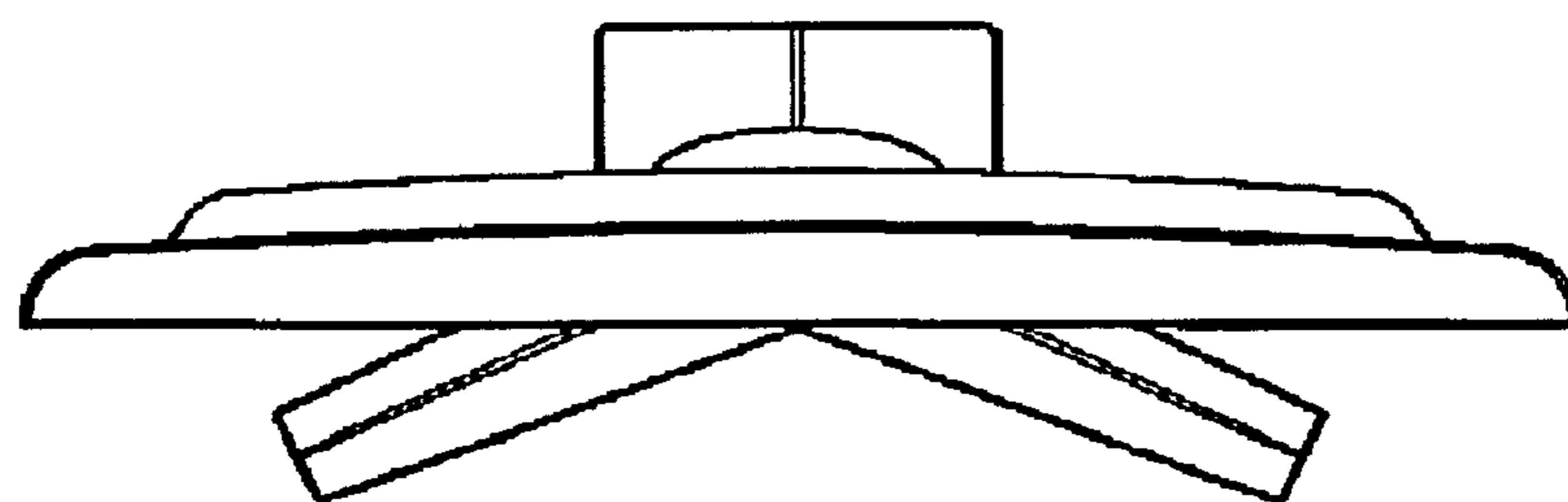


Fig. 5

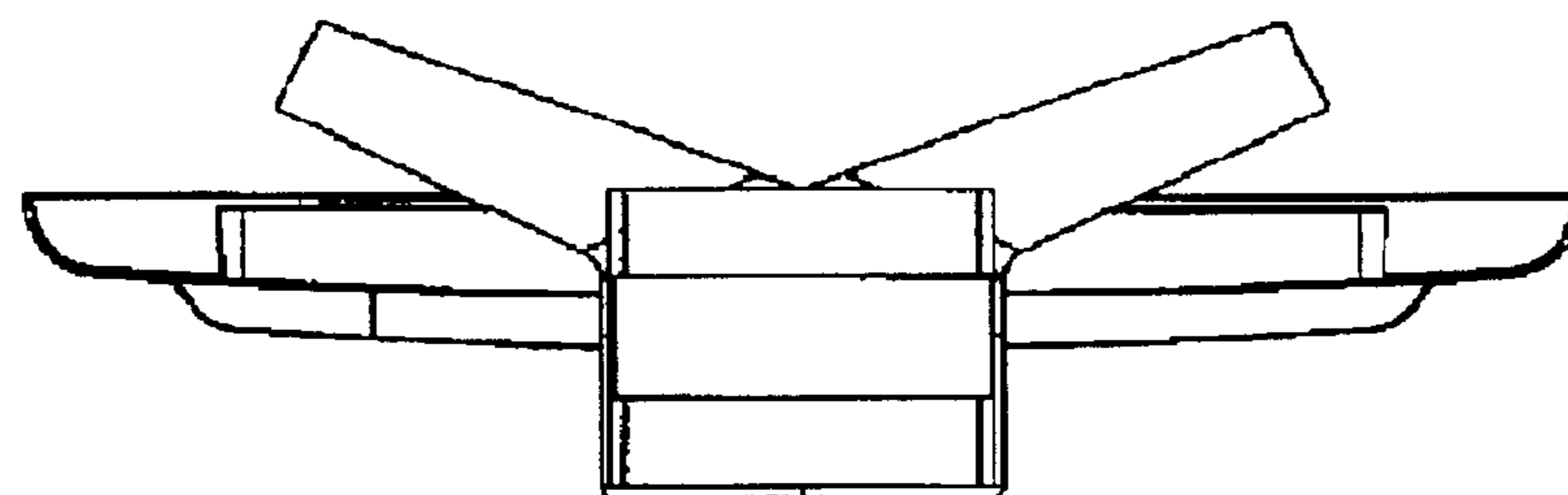


Fig. 6

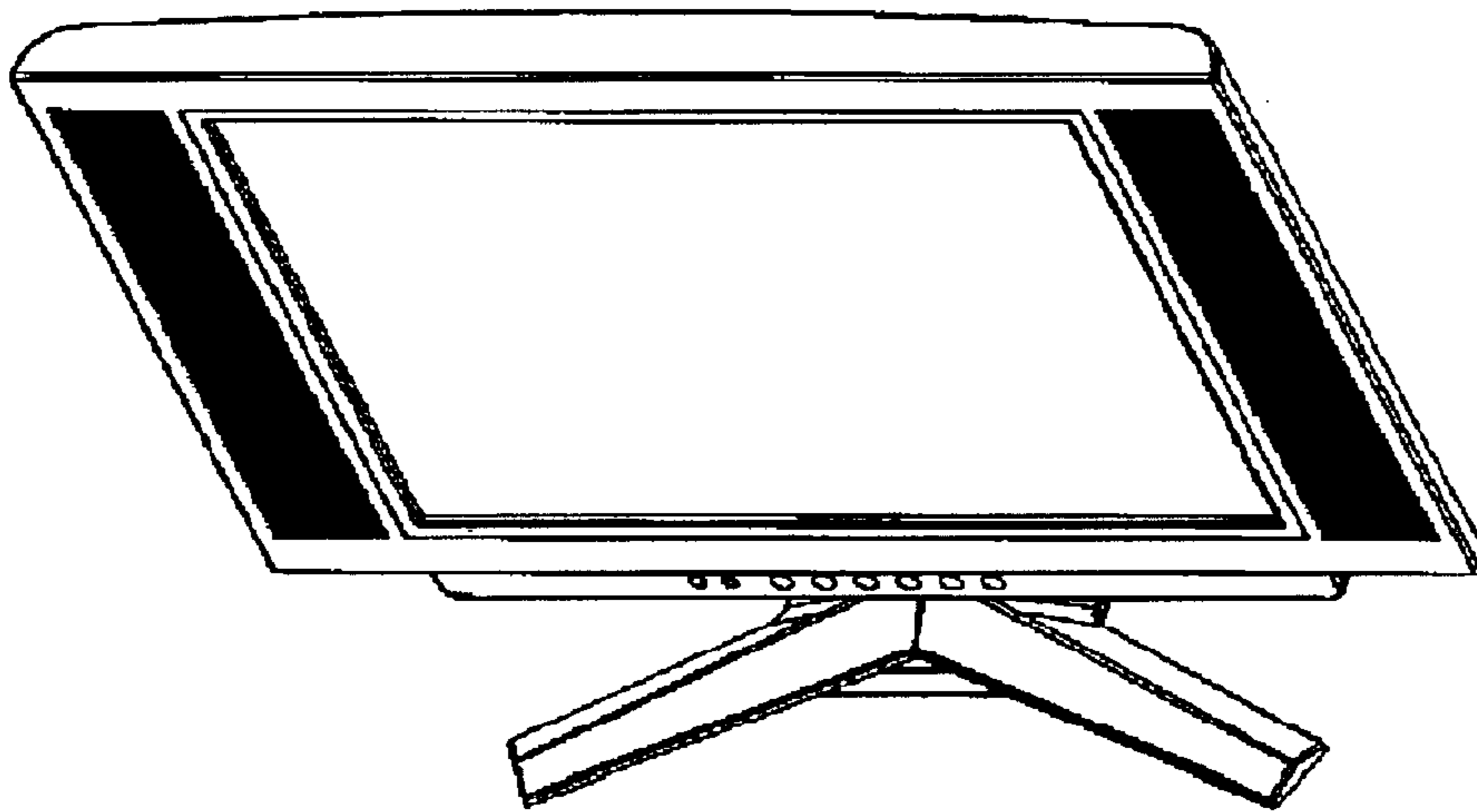


Fig. 7