

US00D523819S

(12) **United States Design Patent** (10) **Patent No.:** **US D523,819 S**
Christianson et al. (45) **Date of Patent:** **** *Jun. 27, 2006**

(54) **MEDIA CONNECTOR**

(75) Inventors: **Tristan M. Christianson**, San Francisco, CA (US); **Richard J. Thalheimer**, San Francisco, CA (US)

(73) Assignee: **Sharper Image Corporation**, San Francisco, CA (US)

(*) Notice: This patent is subject to a terminal disclaimer.

(**) Term: **14 Years**

(21) Appl. No.: **29/229,882**

(22) Filed: **May 13, 2005**

(51) **LOC (8) Cl.** **13-03**

(52) **U.S. Cl.** **D13/154**

(58) **Field of Classification Search** D13/133, D13/139.7, 154, 156; D14/217, 356, 432, D14/433, 447; D9/516, 526, 523, 737, 738, D9/751; 206/409, 701, 702; 439/620; 174/135, 174/138 F; 381/182, 370, 371
See application file for complete search history.

(56) **References Cited**

U.S. PATENT DOCUMENTS

3,798,389 A	3/1974	Tokizaki	
D256,010 S	* 7/1980	Fry	D13/156
4,650,073 A	* 3/1987	Young	206/409
4,691,383 A	9/1987	DeMars	
4,942,617 A	7/1990	Boylan	
D331,907 S	* 12/1992	Hollander et al.	D13/133
D332,084 S	* 12/1992	Hollander et al.	D13/133
5,339,461 A	8/1994	Luplow	
D357,416 S	* 4/1995	Valentine	D9/516
5,641,067 A	6/1997	Ellis	
D382,542 S	* 8/1997	Nakamura	D13/156
5,671,833 A	9/1997	Edwards et al.	
D390,193 S	* 2/1998	Ronchetti	D13/156
D390,194 S	* 2/1998	Thomas	D13/158
D390,536 S	* 2/1998	Austin	D13/156
D393,830 S	* 4/1998	Tobler et al.	D13/133
5,832,098 A	11/1998	Chen	

5,887,720 A	* 3/1999	Lin	206/702
D408,384 S	* 4/1999	Hata et al.	D14/433
D413,301 S	* 8/1999	Goto et al.	D13/133
6,011,686 A	1/2000	Grasso et al.	
D434,663 S	* 12/2000	Jones et al.	D9/516
6,183,304 B1	* 2/2001	Hollander et al.	439/620
D449,583 S	* 10/2001	Goto	D13/154

(Continued)

Primary Examiner—Holly Baynham
Assistant Examiner—Cynthia M. Chin
(74) *Attorney, Agent, or Firm*—Bell Boyd & Lloyd LLC

(57) **CLAIM**

The ornamental design for a media connector, as shown and described.

DESCRIPTION

FIG. 1 is a perspective view of the present media connector, wherein the portion of the media connector shown in phantom is not part of the design sought to be patented and is provided for environmental purposes only.

FIG. 2 is a front view of FIG. 1, wherein the portion of the media connector shown in phantom is not part of the design sought to be patented and is provided for environmental purposes only.

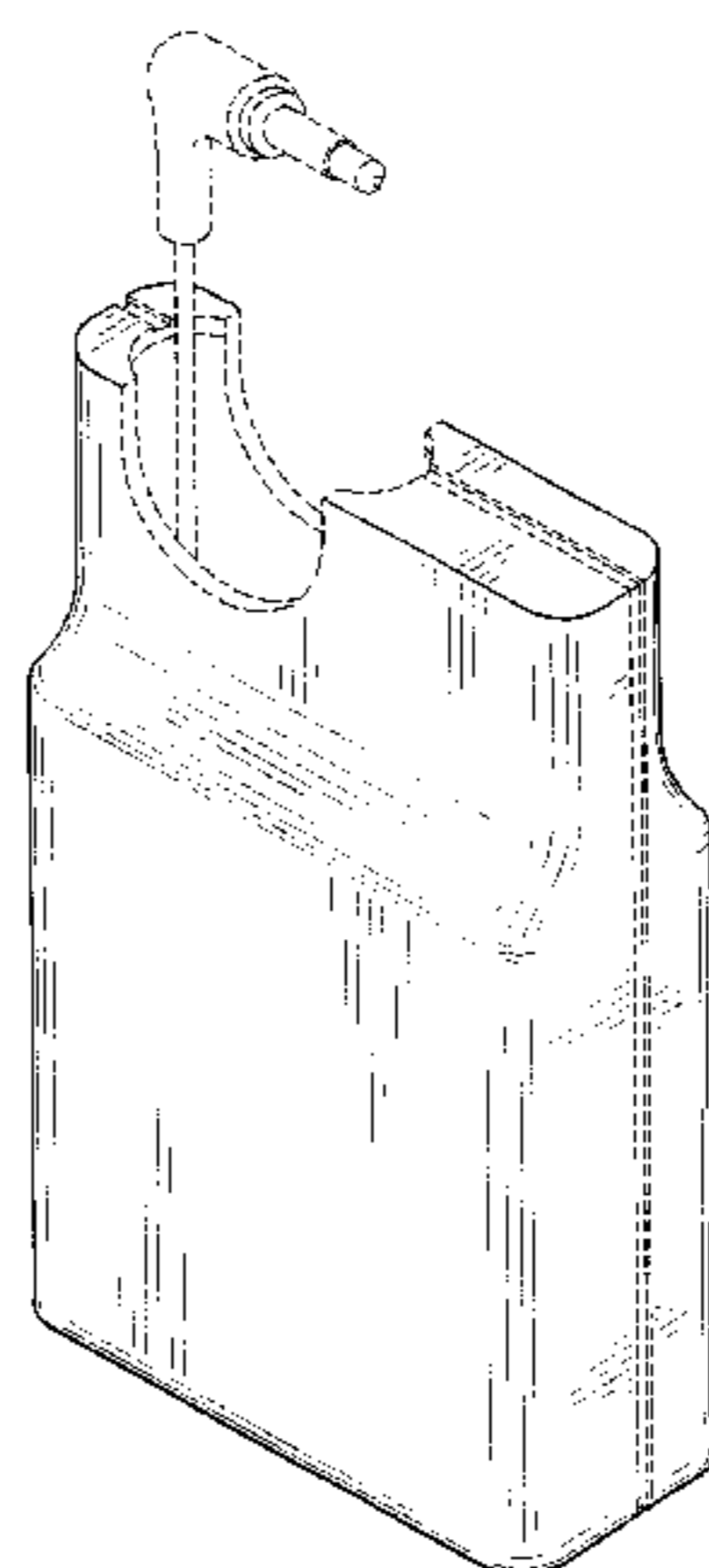
FIG. 3 is a top view of FIG. 1, wherein the portion of the media connector shown in phantom is not part of the design sought to be patented and is provided for environmental purposes only.

FIG. 4 is a bottom view of FIG. 1, wherein the portion of the media connector shown in phantom is not part of the design sought to be patented and is provided for environmental purposes only.

FIG. 5 is a left side view of FIG. 1, wherein the portion of the media connector shown in phantom is not part of the design sought to be patented and is provided for environmental purposes only; and,

FIG. 6 is a right side view of FIG. 1, wherein the portion of the media connector shown in phantom is not part of the design sought to be patented and is provided for environmental purposes only.

1 Claim, 3 Drawing Sheets



US D523,819 S

Page 2

U.S. PATENT DOCUMENTS

6,327,507	B1	12/2001	Buchan				
D459,303	S	* 6/2002	Florescu	D13/133		
D465,784	S	* 11/2002	Lin	D14/433		
6,480,611	B1	11/2002	Hashimoto et al.				
D469,770	S	* 2/2003	Carpenter et al.	D14/433		
6,542,757	B1	4/2003	Bae				
D475,682	S	* 6/2003	Li et al.	D13/133		
6,616,080	B1	9/2003	Edwards et al.				
D485,185	S	* 1/2004	Versace	D9/523		
6,712,304	B1	3/2004	Taylor				
D489,069	S	* 4/2004	Lin	D14/433		
6,803,525	B1	10/2004	Liao				
6,834,820	B1	12/2004	Wei				
6,847,724	B1	1/2005	Weng et al.				
D501,447	S	* 2/2005	Greenwood et al.	D13/133		
2005/0145522	A1	* 7/2005	Bloodworth et al.	206/409		

* cited by examiner

FIG. 1

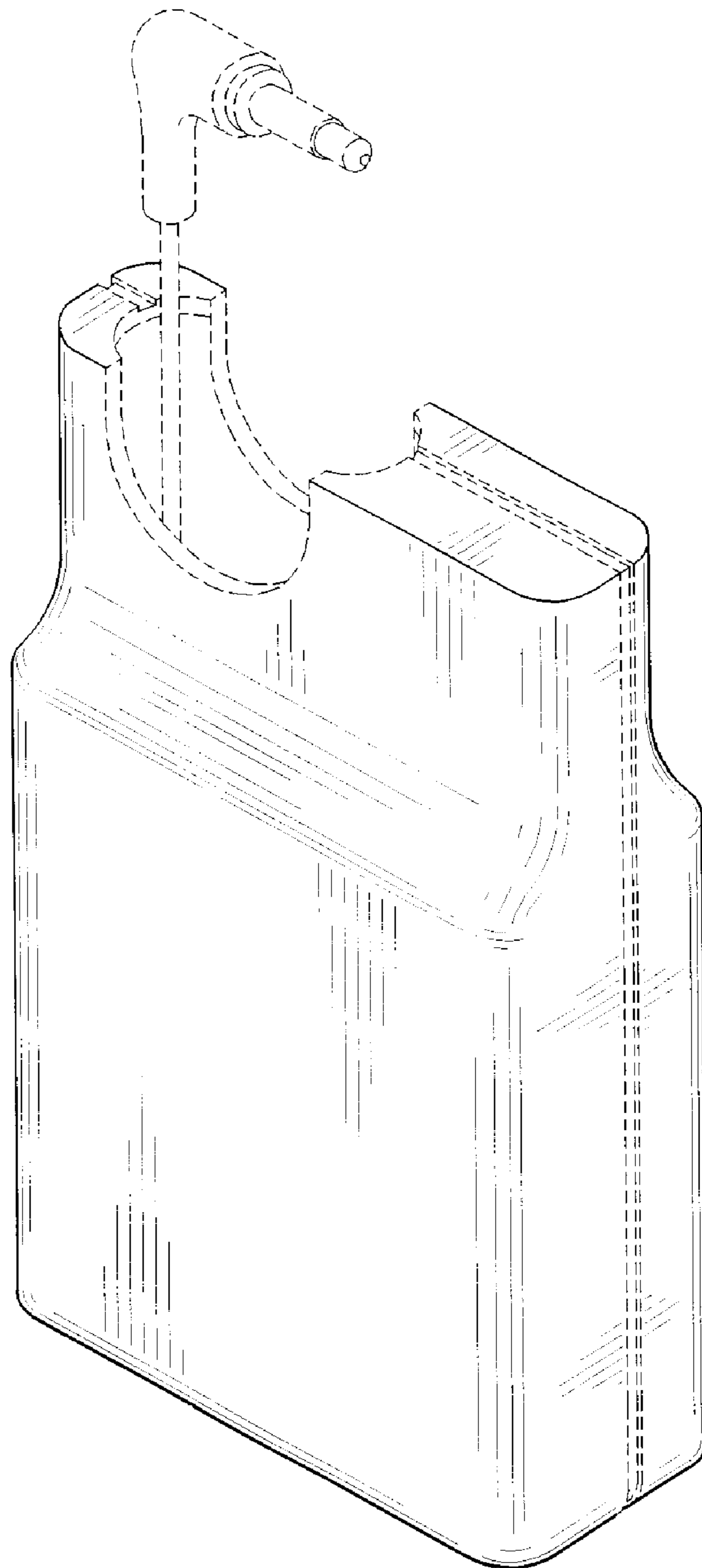


FIG. 2

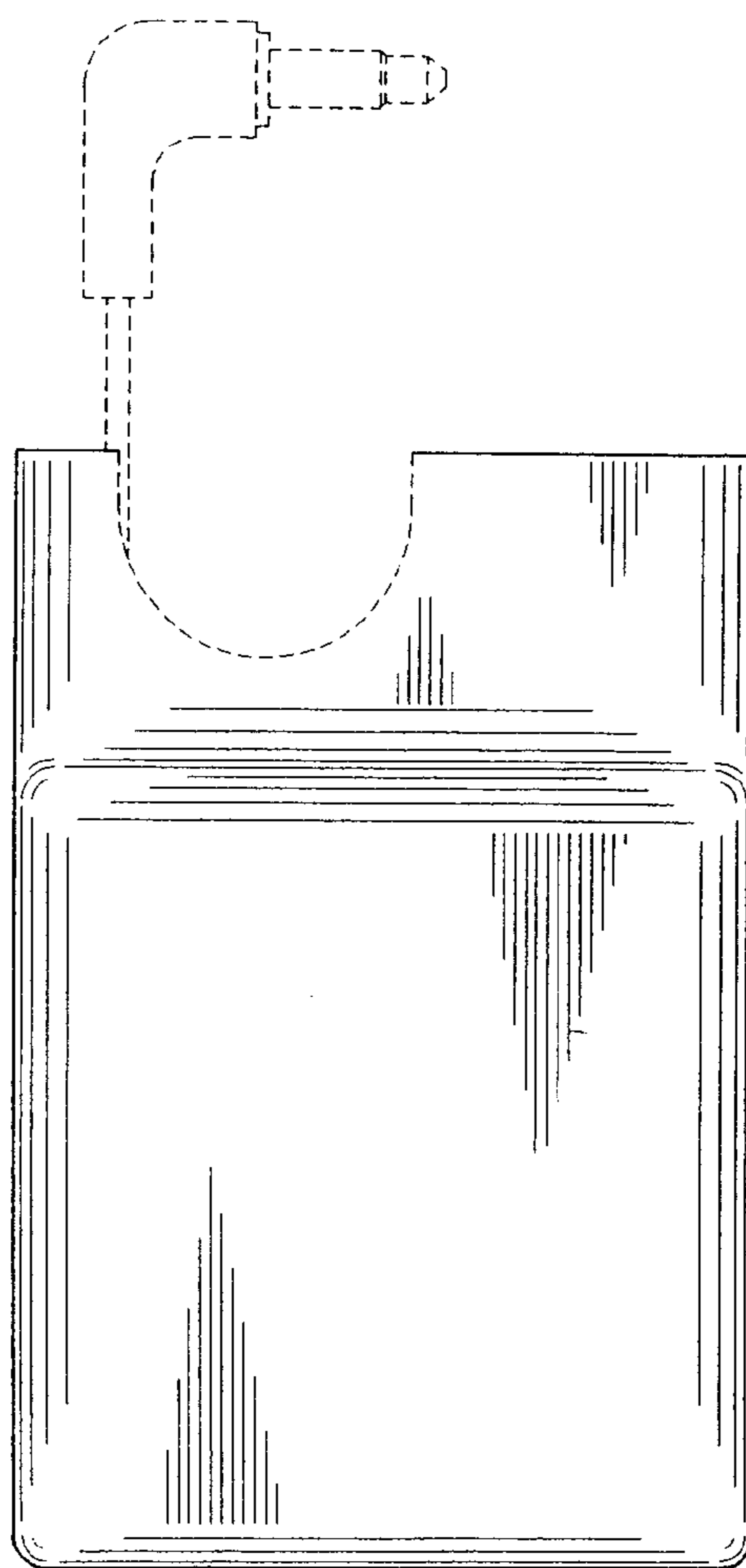


FIG. 3

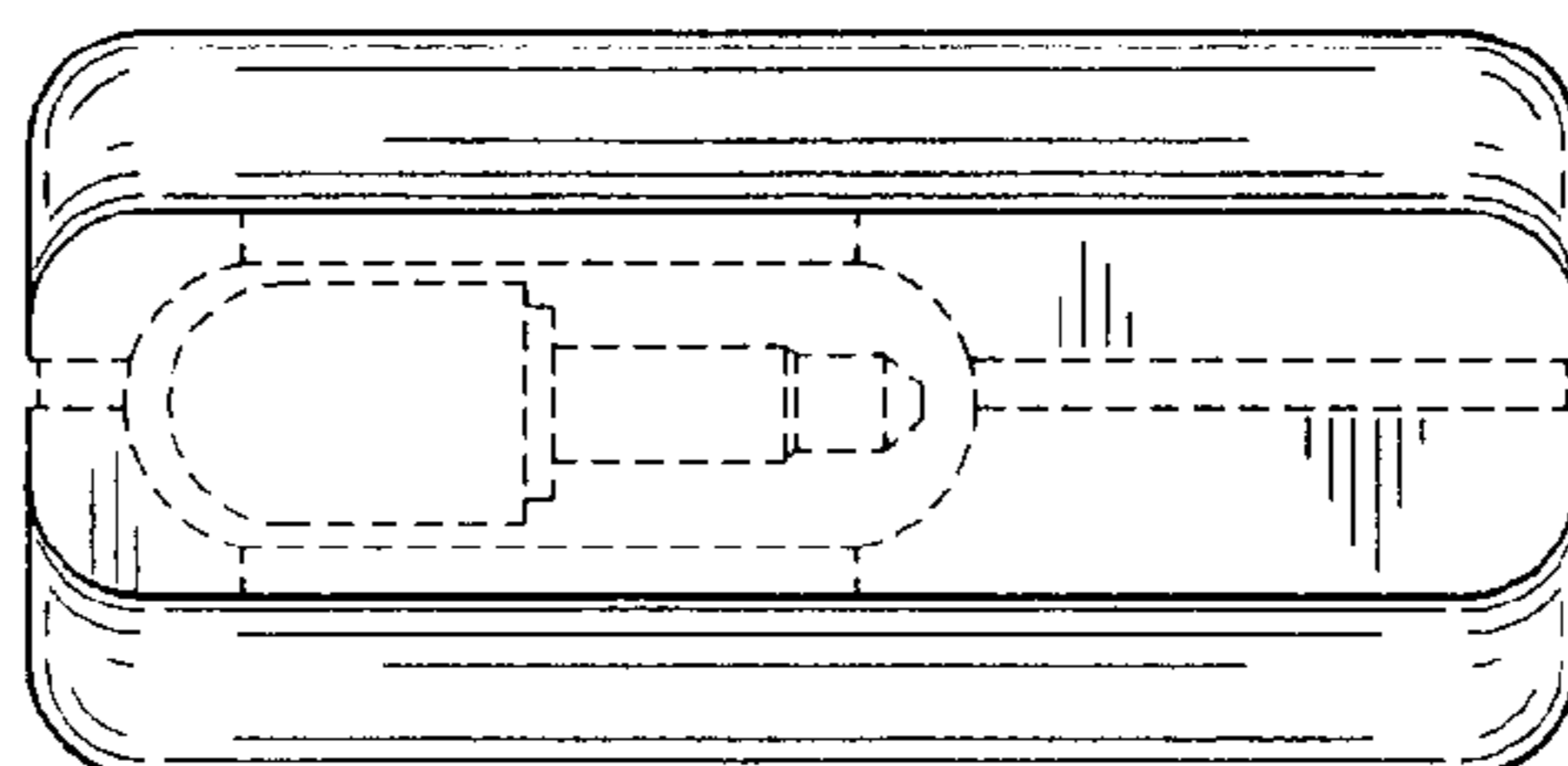


FIG. 4

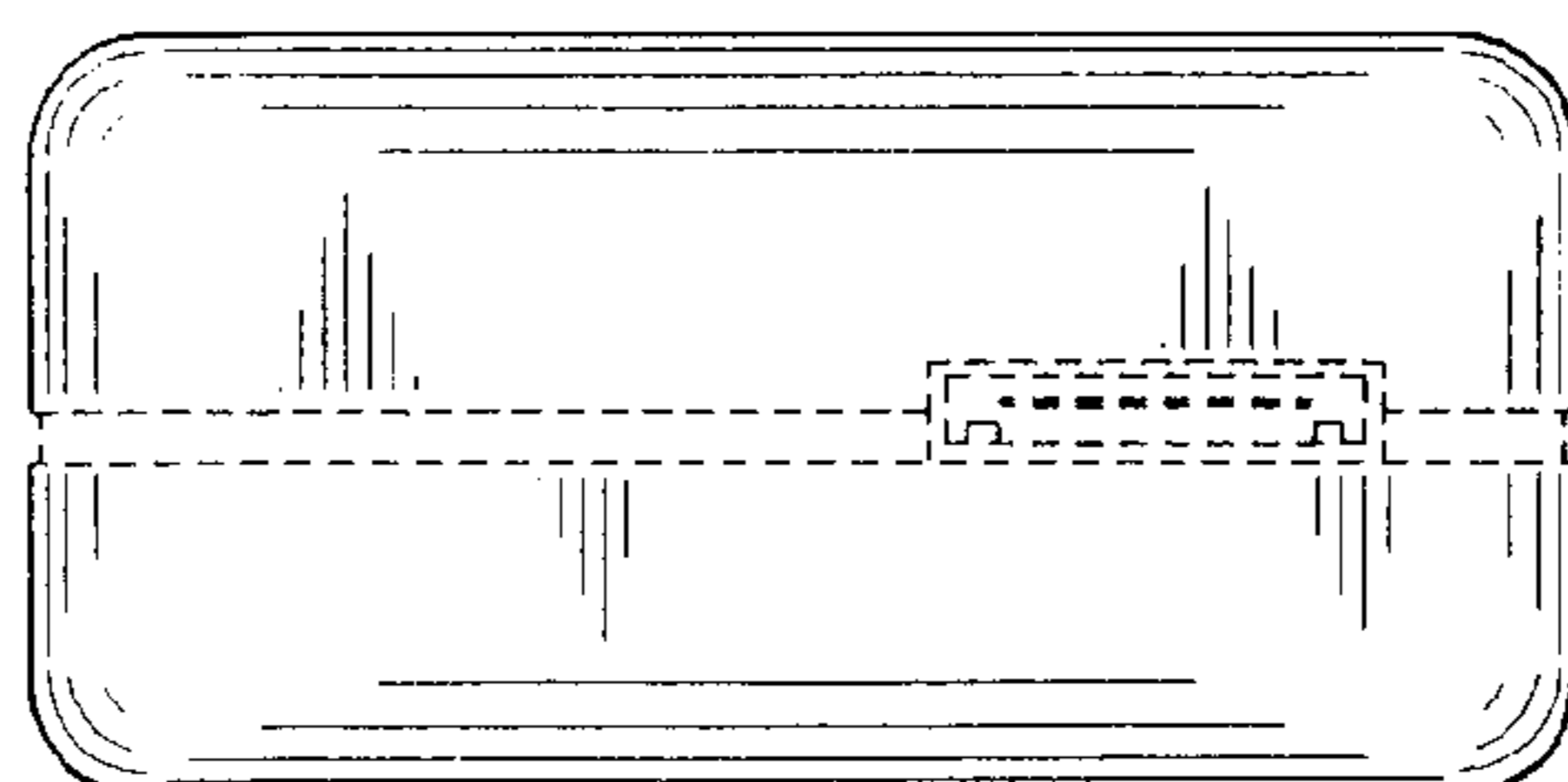


FIG. 5

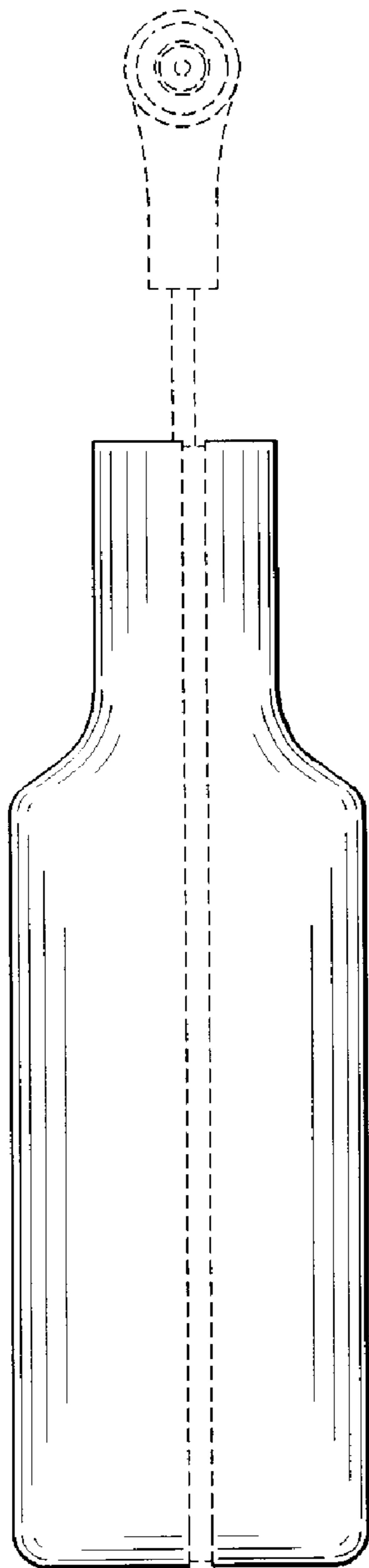


FIG. 6

