

US00D523793S

(12) **United States Design Patent**
Beigel et al.

(10) **Patent No.:** **US D523,793 S**
(45) **Date of Patent:** **** Jun. 27, 2006**

- (54) **HOOD OF A TRUCK VEHICLE**
- (75) Inventors: **David J. Beigel**, Payne, OH (US);
Franz Mueller, Fort Wayne, IN (US)
- (73) Assignee: **International Truck and Engine Corporation Canada**, Warrenville, IL (US)
- (**) Term: **14 Years**

D447,099 S	8/2001	Tirey et al.	
D452,464 S	12/2001	Beigel	
6,364,389 B1	4/2002	Beigel	
D460,023 S	7/2002	Beigel	
D465,749 S	11/2002	Beigel	
D484,077 S	* 12/2003	Conway et al.	D12/173
D488,112 S	* 4/2004	Satou	D12/173
D494,900 S	* 8/2004	Satou	D12/173
D502,901 S	* 3/2005	Delashaw et al.	D12/173
D504,642 S	* 5/2005	Perfetti et al.	D12/173

* cited by examiner

- (21) Appl. No.: **29/232,337**
- (22) Filed: **Jun. 16, 2005**
- (51) **LOC (8) Cl.** **12-16**
- (52) **U.S. Cl.** **D12/173**
- (58) **Field of Classification Search** D12/90-92,
D12/173, 196, 86; 180/69.21, 69.2, 69.22
See application file for complete search history.

Primary Examiner—Melody N. Brown
(74) *Attorney, Agent, or Firm*—Jeffrey P. Calfa; Gerald W. Askew; Dennis Kelly Sullivan

(57) **CLAIM**


The ornamental design for a hood of a truck vehicle, as shown and described.

DESCRIPTION

FIG. 1 is a left, front perspective view of a hood of a truck vehicle showing our new design, it may be understood that the broken lines are for illustrative purposes only and form no part of the claimed design;
FIG. 2 is a left side view thereof;
FIG. 3 is a right side view thereof;
FIG. 4 is a front view thereof, it may be understood that the broken lines are for illustrative purposes only and form no part of the claimed design; and,
FIG. 5 is a top plan view thereof.

- (56) **References Cited**
U.S. PATENT DOCUMENTS
- | | | | | |
|------------|---|---------|-------------------|---------|
| D366,638 S | * | 1/1996 | Tucker et al. | D12/173 |
| D391,908 S | * | 3/1998 | Allendorph et al. | D12/173 |
| D394,624 S | * | 5/1998 | Allendorph et al. | D12/173 |
| D401,198 S | | 11/1998 | Mueller et al. | |
| D409,965 S | | 5/1999 | Mueller et al. | |
| D436,563 S | * | 1/2001 | Delashaw et al. | D12/173 |
| D437,574 S | | 2/2001 | Beigel | |
| D442,898 S | | 5/2001 | Beigel | |
| D445,073 S | | 7/2001 | Tirey et al. | |
| D445,361 S | | 7/2001 | Tirey et al. | |
| D445,384 S | | 7/2001 | Tirey et al. | |

1 Claim, 2 Drawing Sheets






FIG. 1

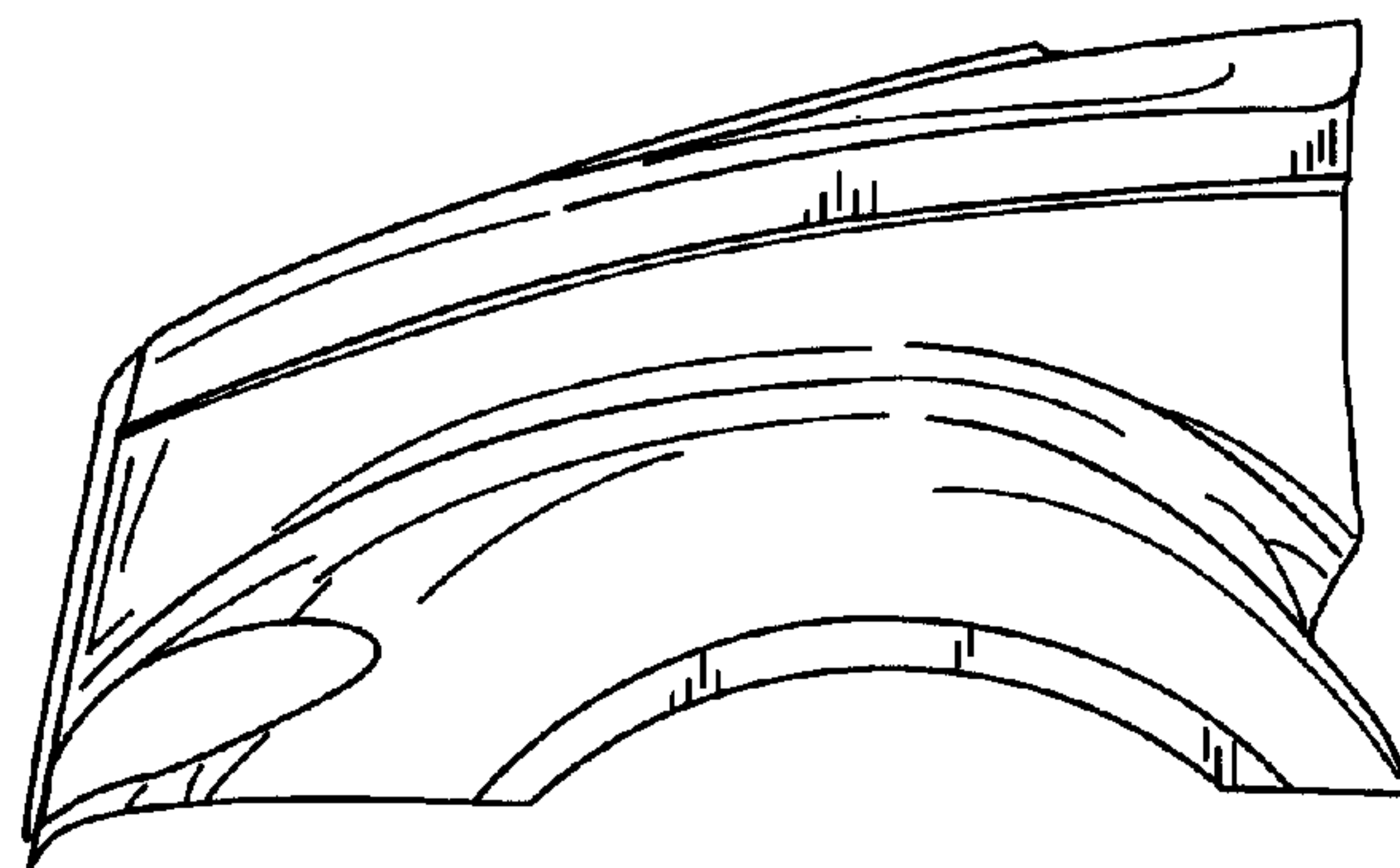


FIG. 2

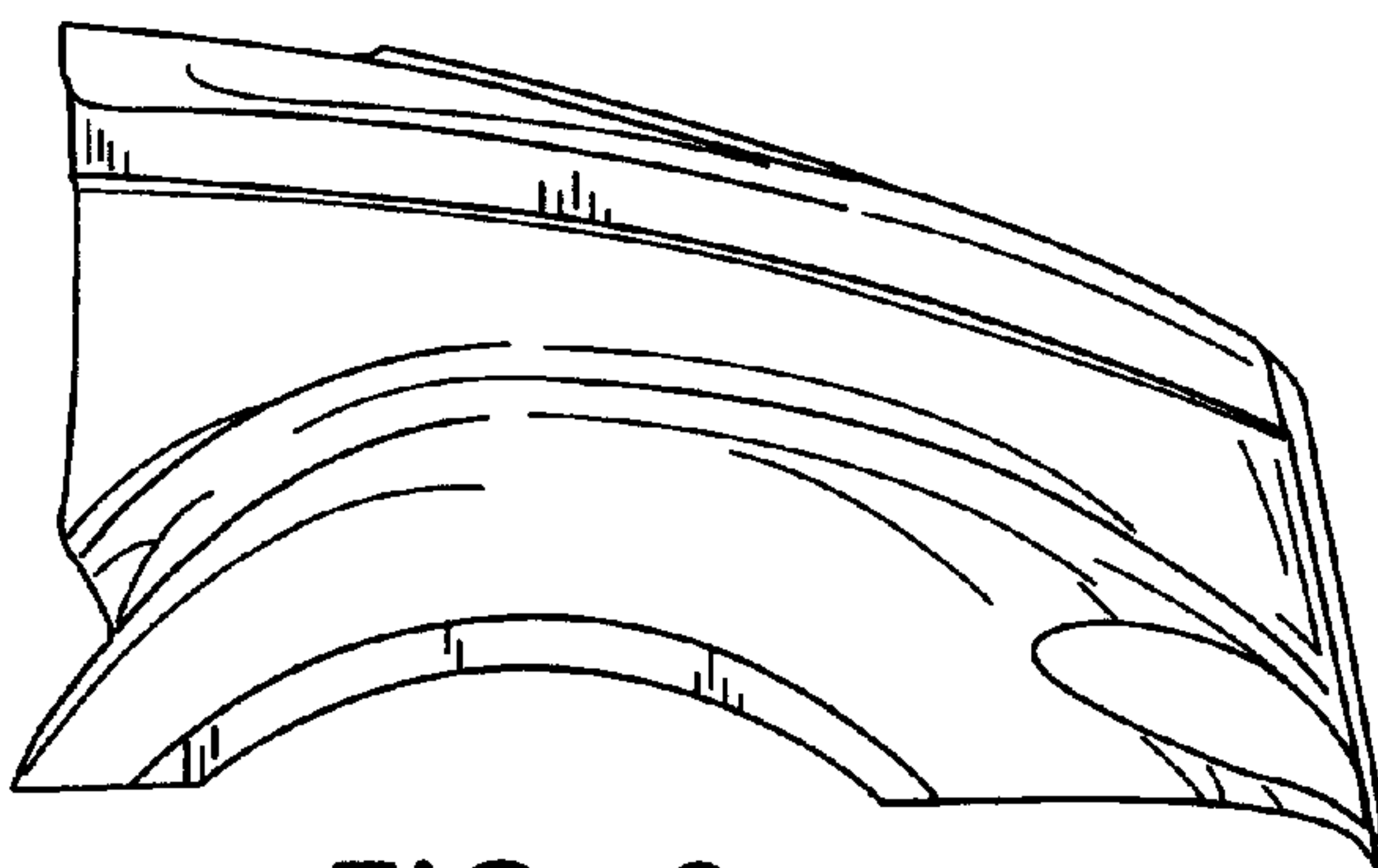


FIG. 3




FIG. 4

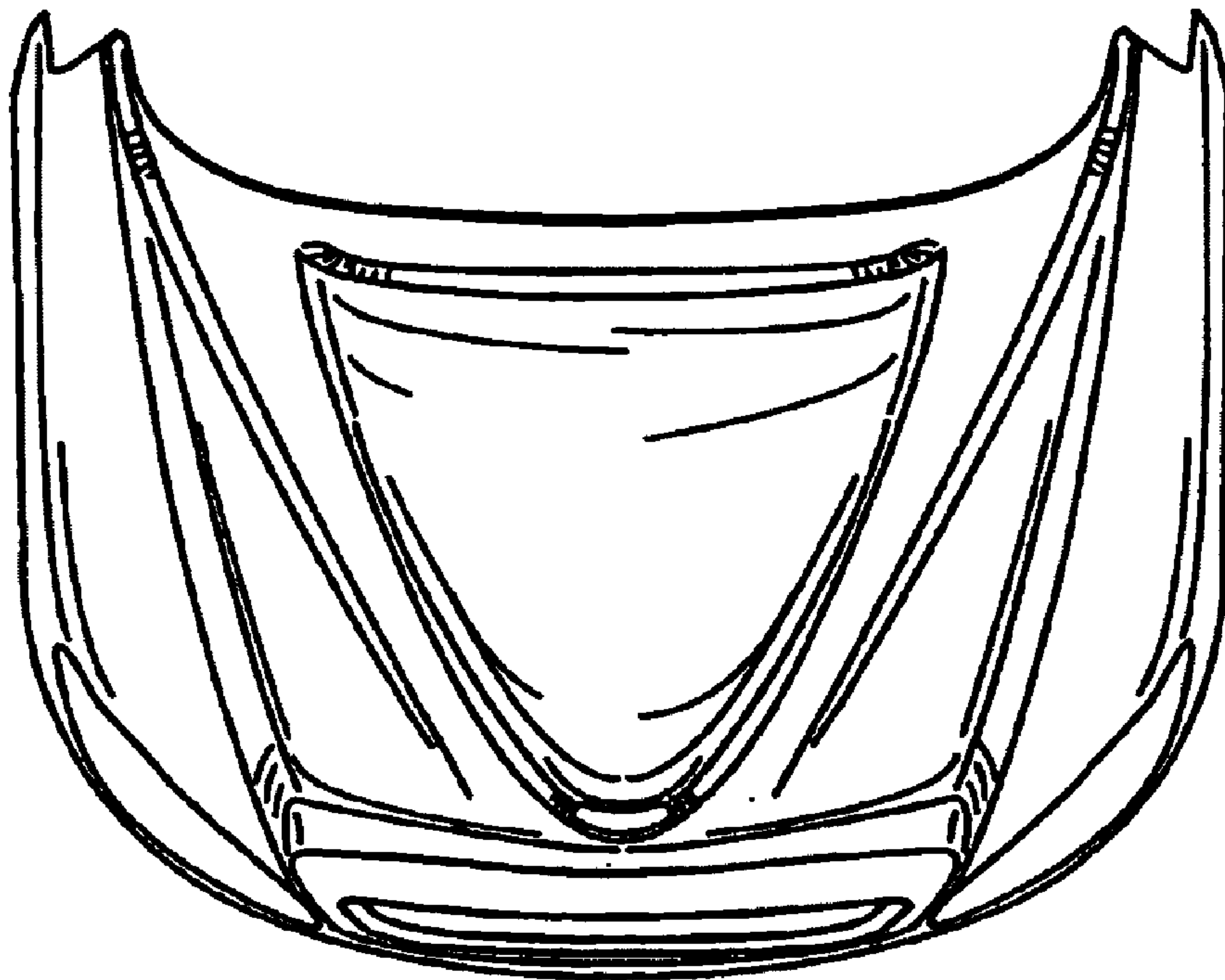


FIG. 5