



US00D523791S

(12) **United States Design Patent**
Pfeiffer

(10) **Patent No.:** **US D523,791 S**
(45) **Date of Patent:** **** Jun. 27, 2006**

(54) **SURFACE CONFIGURATION OF A RADIATOR GRILL FOR A VEHICLE**

(75) Inventor: **Peter Pfeiffer**, Boeblingen (DE)

(73) Assignee: **DaimlerChrysler AG**, Stuttgart (DE)

(**) Term: **14 Years**

(21) Appl. No.: **29/231,695**

(22) Filed: **Jun. 9, 2005**

(30) **Foreign Application Priority Data**

Dec. 13, 2004 (DE) 40406960

(51) **LOC (8) Cl.** **12-16**

(52) **U.S. Cl.** **D12/163**

(58) **Field of Classification Search** D12/163,
D12/171, 90-92, 216, 169, 196; 180/68.1,
180/68.6; 296/193.11; 293/102, 113, 115
See application file for complete search history.

(56) **References Cited**

U.S. PATENT DOCUMENTS

D498,186 S * 11/2004 Iwai D12/163

D505,099 S * 5/2005 Suzuki D12/163
D507,770 S * 7/2005 Minami D12/163
D510,302 S * 10/2005 Sugimoto D12/163
D511,721 S * 11/2005 Neuchi et al. D12/163

FOREIGN PATENT DOCUMENTS

DE 40104942.6 9/2001

* cited by examiner

Primary Examiner—Melody N. Brown

(74) *Attorney, Agent, or Firm*—Crowell & Moring LLP

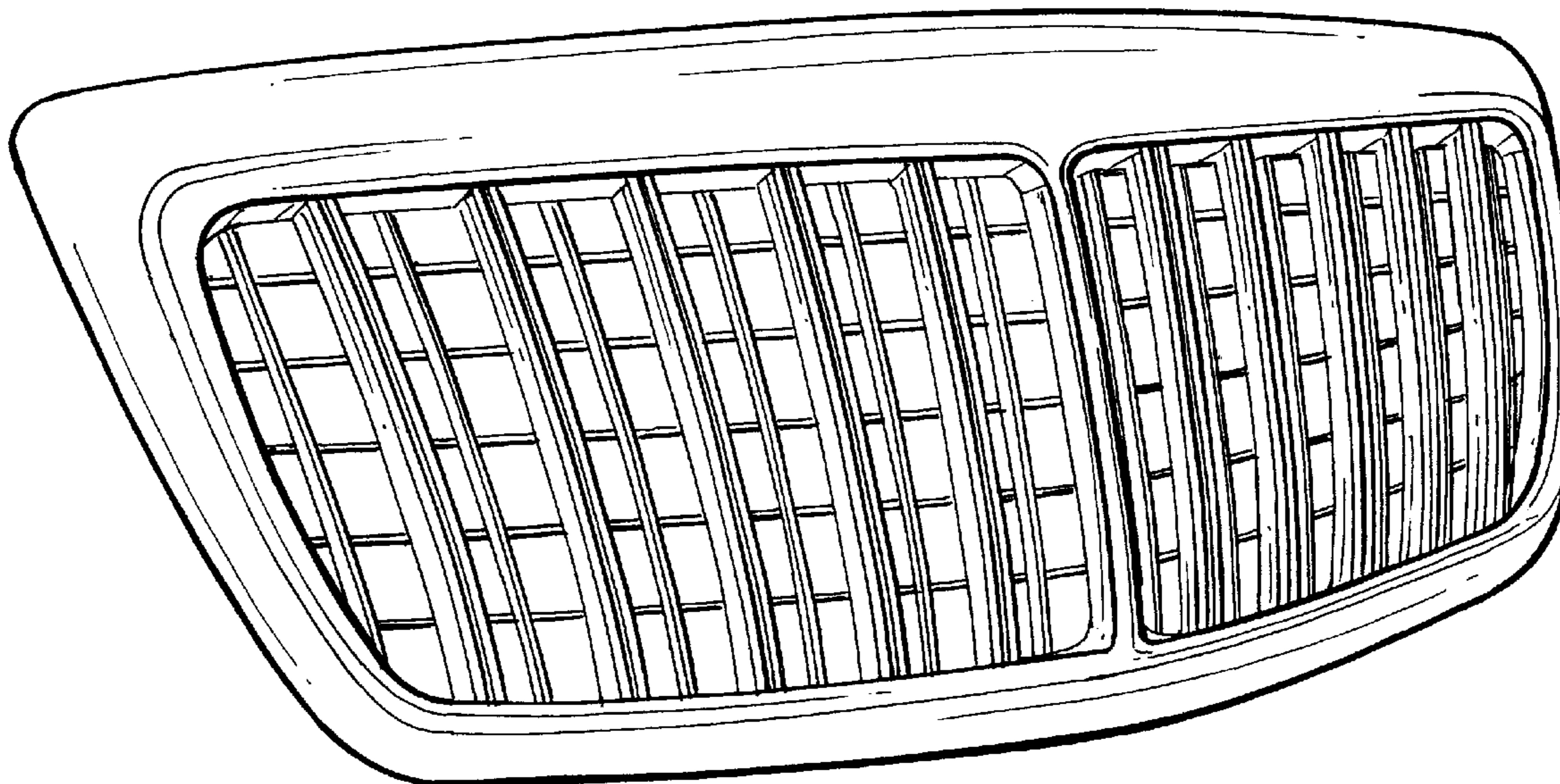
(57) **CLAIM**

The ornamental design for a surface configuration of a radiator grill for a vehicle, as shown and described.

DESCRIPTION

FIG. 1 is a right perspective view of a surface configuration of a radiator grill for a vehicle according to my novel design, the left perspective view being mirror symmetrical; and, FIG. 2 is a front view of the surface configuration of a radiator grill for a vehicle according to my novel design.

1 Claim, 1 Drawing Sheet



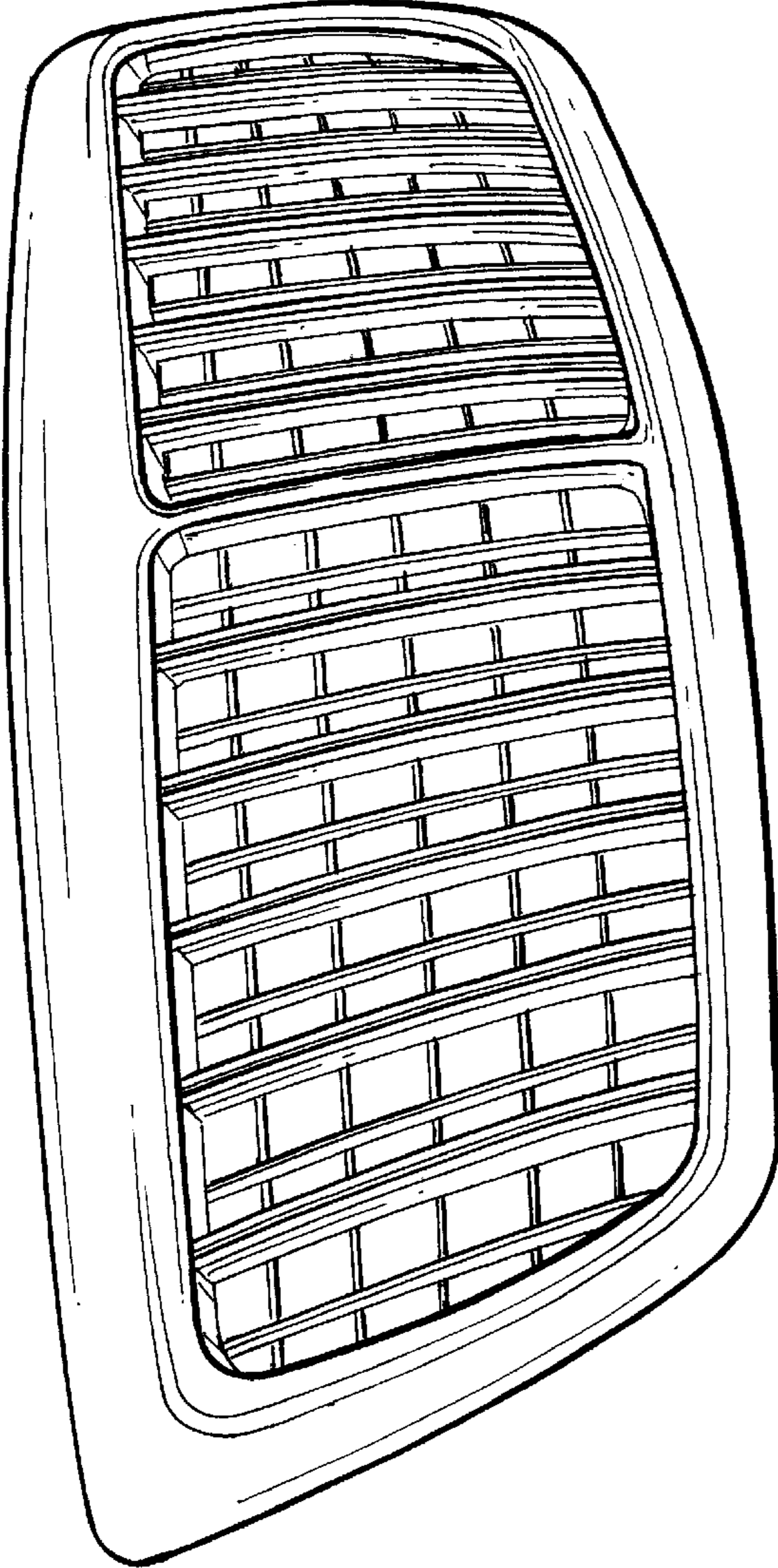


FIG. 1

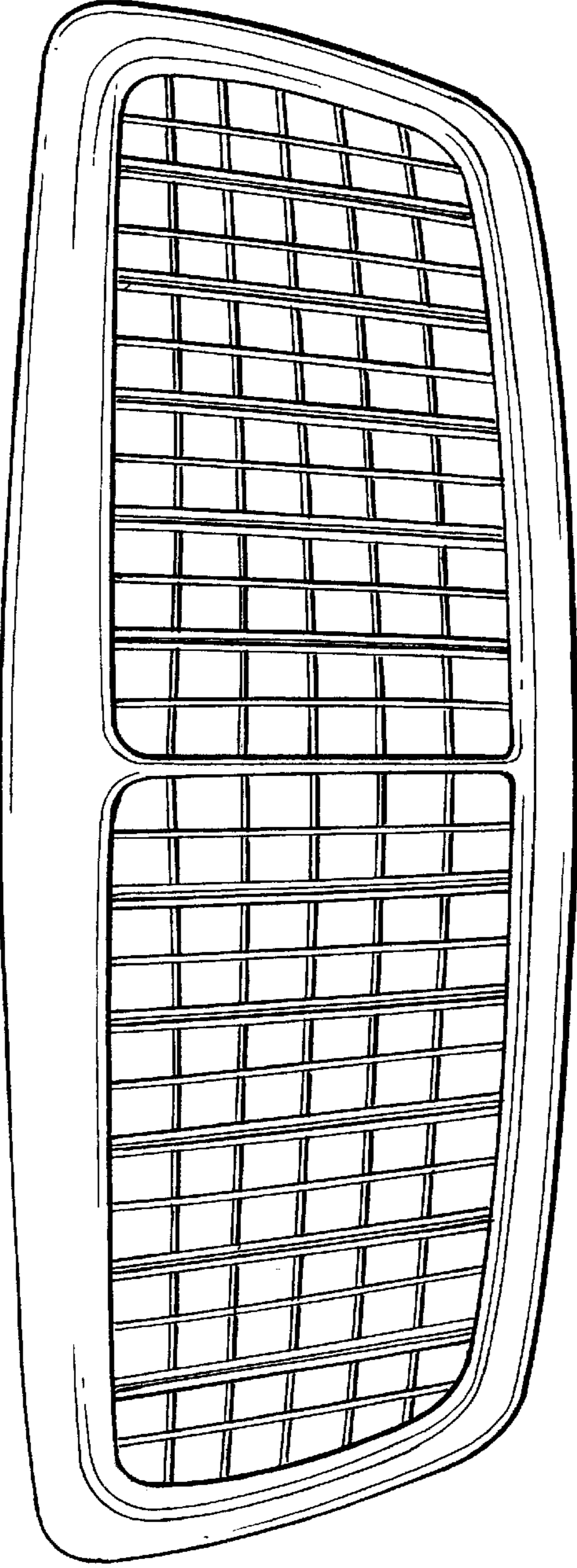


FIG. 2