



US00D523786S

(12) **United States Design Patent**
Chacon et al.

(10) **Patent No.:** **US D523,786 S**
(45) **Date of Patent:** **** Jun. 27, 2006**

(54) **MOTORCYCLE FOOTREST**

(76) Inventors: **Robert G. Chacon**, 1422 E. Culver,
Phoenix, AZ (US) 85006; **Brenda**
Chacon, 1422 E. Culver, Phoenix, AZ
(US) 85006

(**) Term: **14 Years**

(21) Appl. No.: **29/231,912**

(22) Filed: **Jun. 13, 2005**

(51) **LOC (8) Cl.** **12-11**

(52) **U.S. Cl.** **D12/114**

(58) **Field of Classification Search** D12/110,
D12/114, 122, 125, 203; 280/288.4, 291,
280/163, 164.1; 74/564, 562.5, 512, 478,
74/560, 594.4, 597.7; 180/219; 296/75; D22/112,
D22/115, 199; 89/1.52; 102/482-488, 368;
446/473

See application file for complete search history.

(56) **References Cited**

U.S. PATENT DOCUMENTS

3,878,789 A * 4/1975 Hall 102/482
4,174,852 A 11/1979 Panzica et al.

D319,037 S * 8/1991 Hoeptner, III D12/114
5,454,580 A 10/1995 Lin
5,482,307 A 1/1996 Lin
D401,535 S 11/1998 Joseph, Jr.
D405,393 S * 2/1999 Stahel D12/114
5,886,288 A * 3/1999 Brunn 102/482

* cited by examiner

Primary Examiner—Alan P. Douglas
Assistant Examiner—Linda Brooks

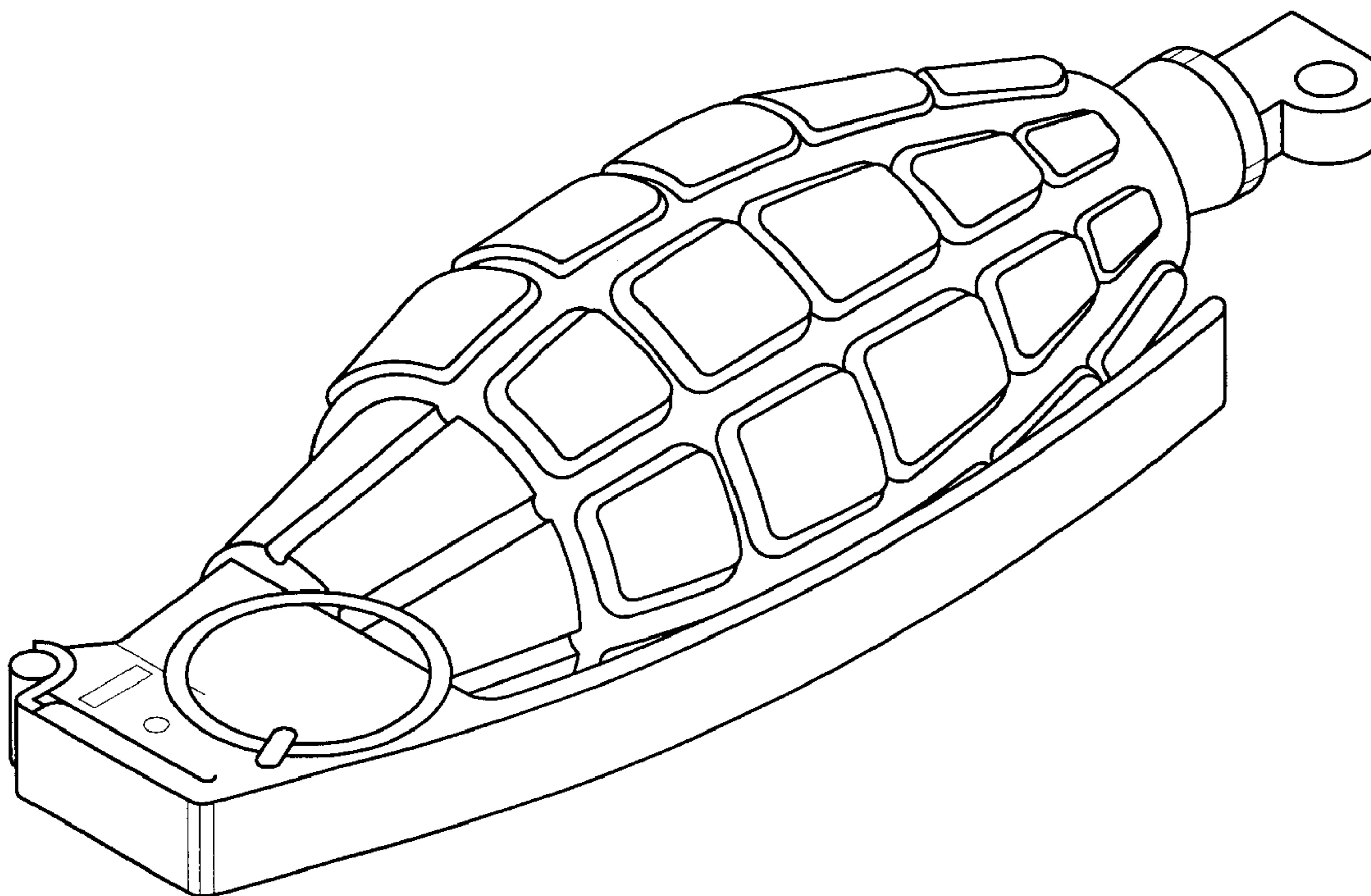
(57) **CLAIM**

The ornamental design for a motorcycle footrest, as shown and described.

DESCRIPTION

FIG. 1 is a front elevational view of a motorcycle footrest showing our new design;
FIG. 2 is a rear elevational view thereof;
FIG. 3 is a left side elevational view thereof;
FIG. 4 is a right side elevational view thereof;
FIG. 5 is a top plan view thereof;
FIG. 6 is a bottom plan view thereof; and,
FIG. 7 is an enlarged perspective view thereof.

1 Claim, 3 Drawing Sheets






FIG. 2




FIG. 1

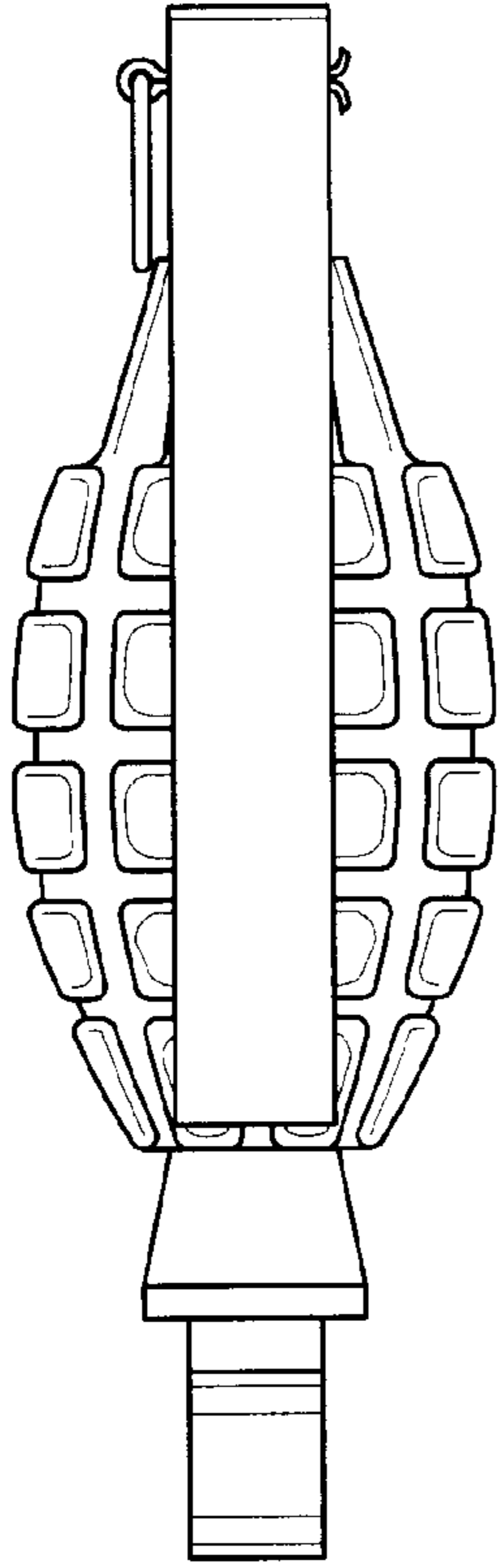


FIG. 5




FIG. 6

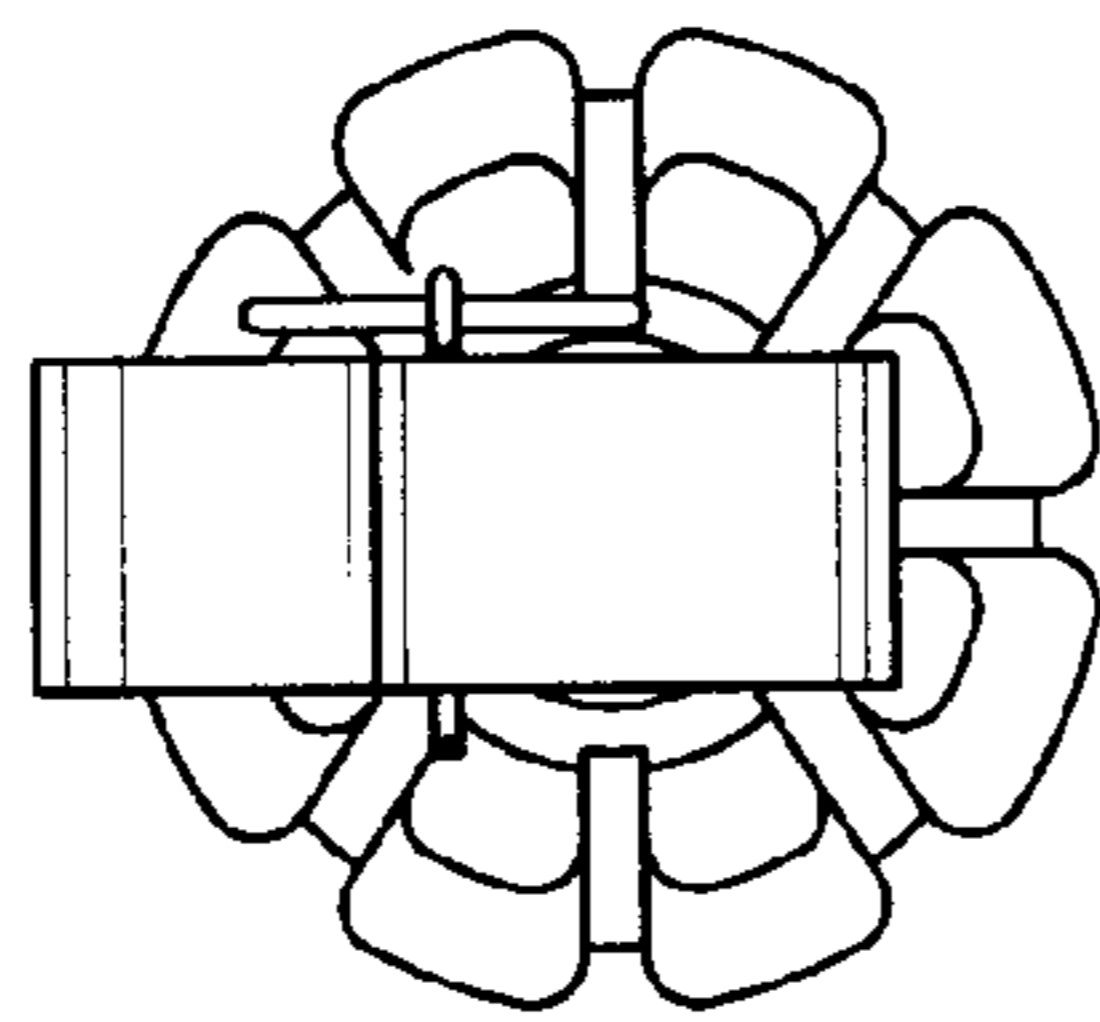


FIG. 4

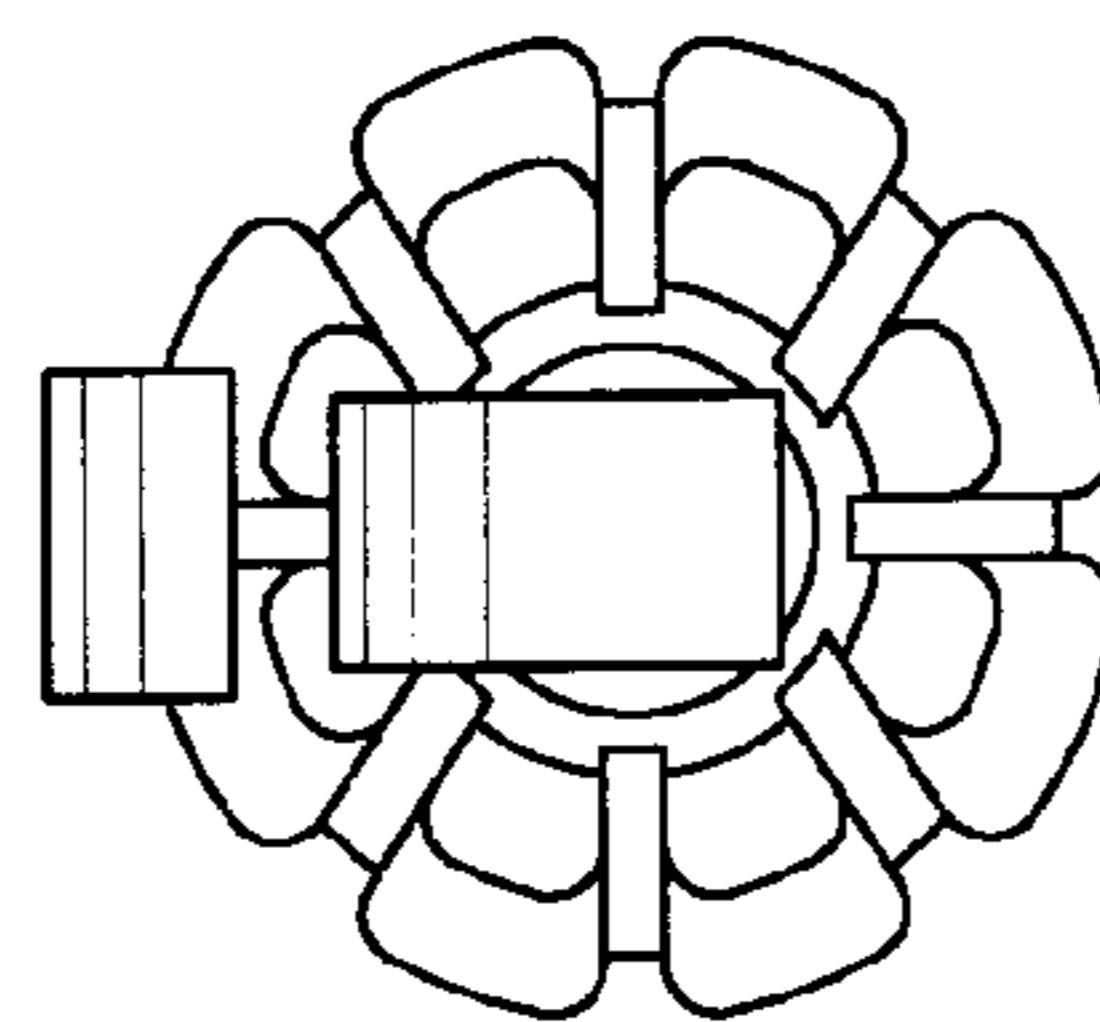


FIG. 3

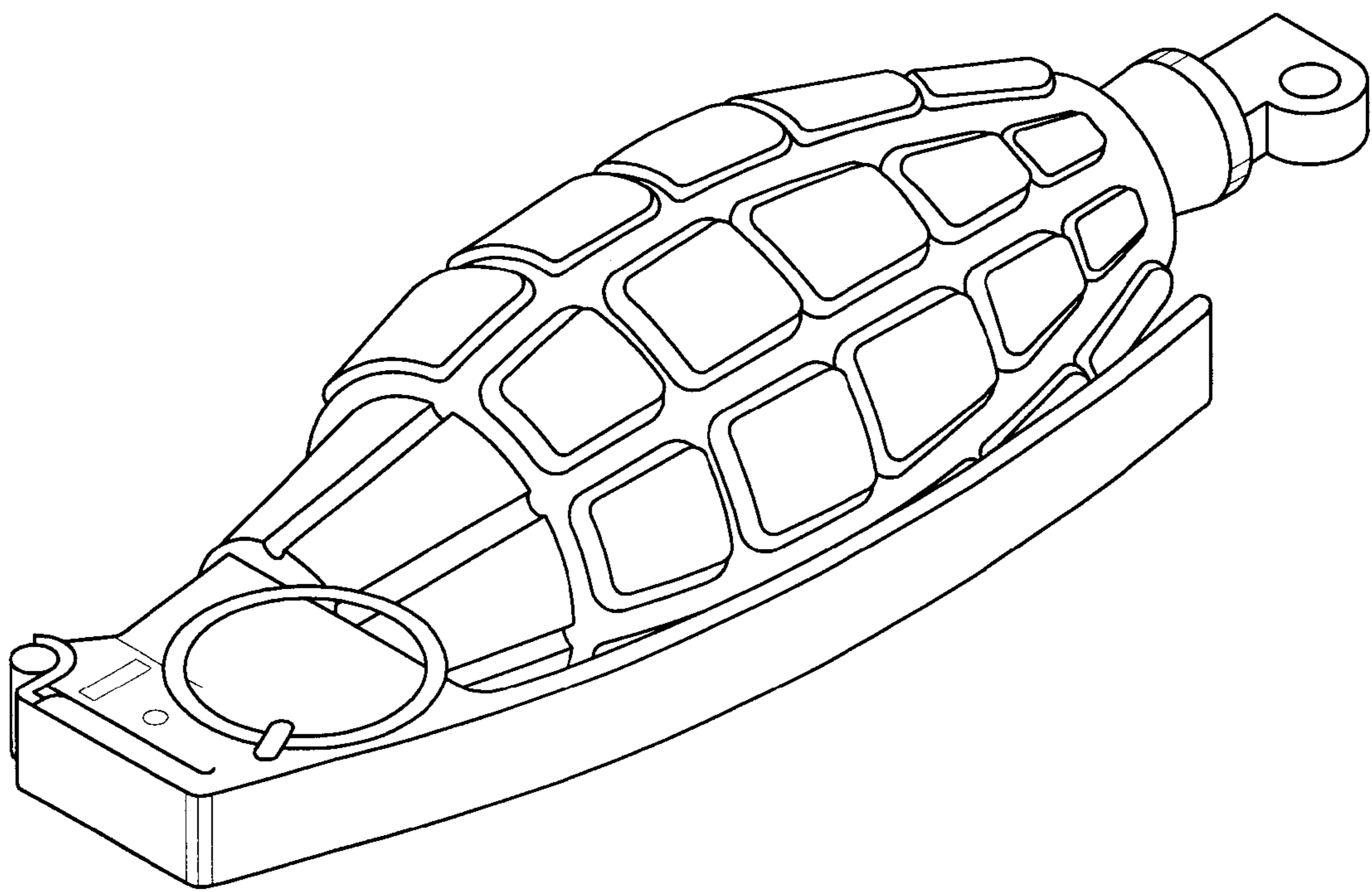


FIG.7