

US00D523758S

(12) **United States Design Patent**  
**Risgalla**

(10) **Patent No.:** **US D523,758 S**  
(45) **Date of Patent:** **\*\* Jun. 27, 2006**

(54) **FLEXIBLE PACKAGING**  
(75) Inventor: **Eric Risgalla**, Geneva (CH)  
(73) Assignee: **Pakerman S.A.**, Geneva (CH)  
(\*\*) Term: **14 Years**

5,373,966 A 12/1994 O'Reilly et al.  
5,411,178 A 5/1995 Roders et al.  
5,761,884 A 6/1998 Tobolka  
D436,030 S \* 1/2001 Tedeschi et al. .... D9/703  
6,174,083 B1 1/2001 Delefortrie et al.  
D484,972 S \* 1/2004 Steele et al. .... D24/118  
D505,081 S \* 5/2005 Risgalla ..... D9/707

(21) Appl. No.: **29/203,443**  
(22) Filed: **Apr. 14, 2004**  
(30) **Foreign Application Priority Data**

Oct. 15, 2003 (CH) ..... 130092

(51) **LOC (8) Cl.** ..... **09-05**  
(52) **U.S. Cl.** ..... **D9/707**  
(58) **Field of Classification Search** ..... D9/702-710,  
D9/713-714, 720, 722, 711; D28/118, 207,  
D28/224; 383/61.2, 104, 200  
See application file for complete search history.

(56) **References Cited**

**U.S. PATENT DOCUMENTS**

769,810 A 9/1904 Whitmore  
3,184,121 A \* 5/1965 Volckening ..... 222/213  
3,278,085 A 10/1966 Brown  
3,815,794 A 6/1974 Carlisle  
4,890,744 A 1/1990 Lane, Jr. et al.  
4,988,016 A 1/1991 Hawkins et al.  
D318,795 S \* 8/1991 Christine ..... D9/696  
D336,034 S \* 6/1993 Rebilas ..... D9/709  
5,228,782 A 7/1993 Imer  
5,333,758 A 8/1994 Jamison et al.

**FOREIGN PATENT DOCUMENTS**

BE 876856 1/1979  
EP 0531429 B1 12/1995

\* cited by examiner

*Primary Examiner*—Stella Reid  
*Assistant Examiner*—Rashida C. McCoy  
(74) *Attorney, Agent, or Firm*—Clifford W. Browning;  
Woodard, Emhardt, Moriarty, McNett & Henry LLP

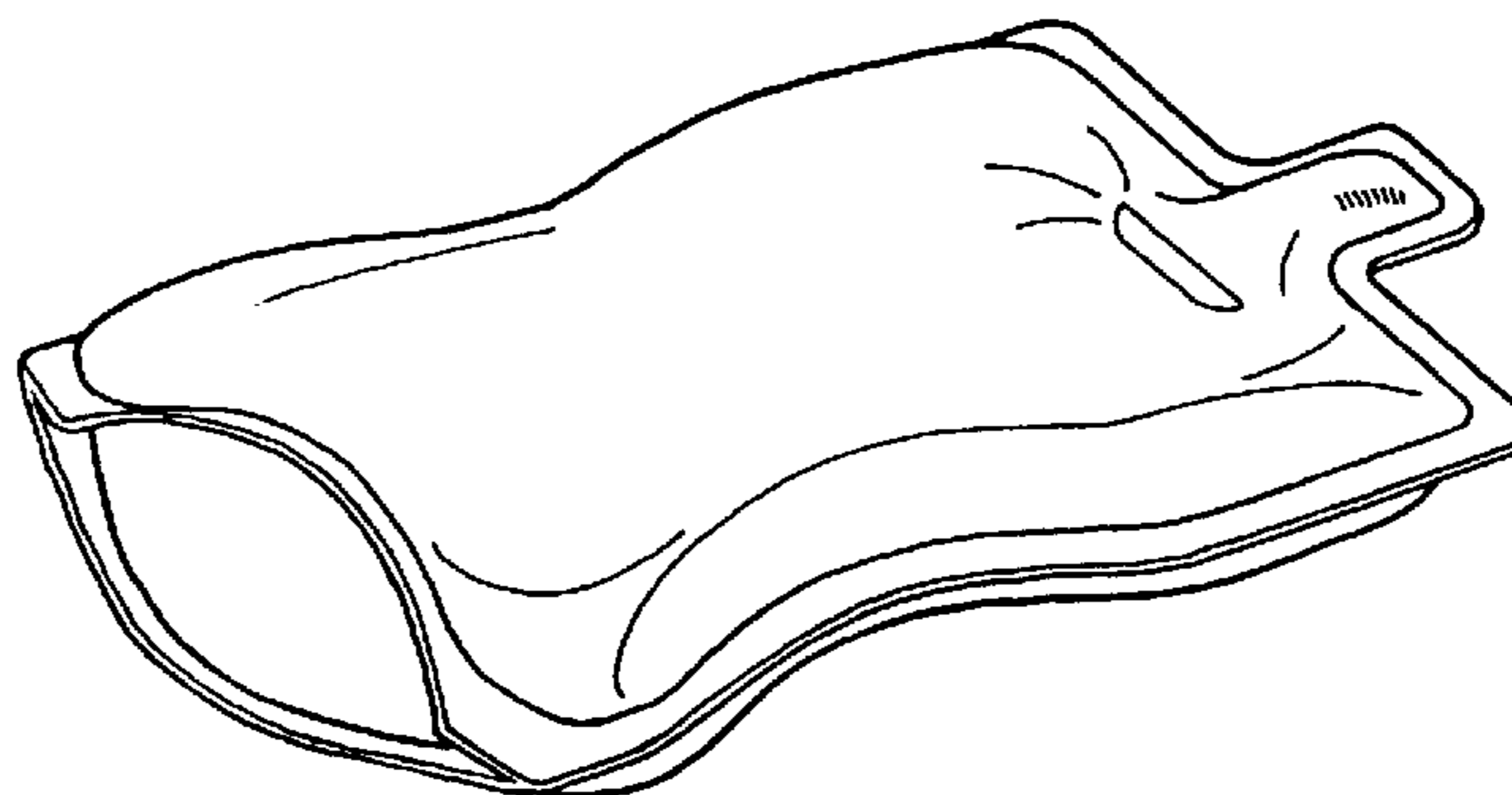
(57) **CLAIM**

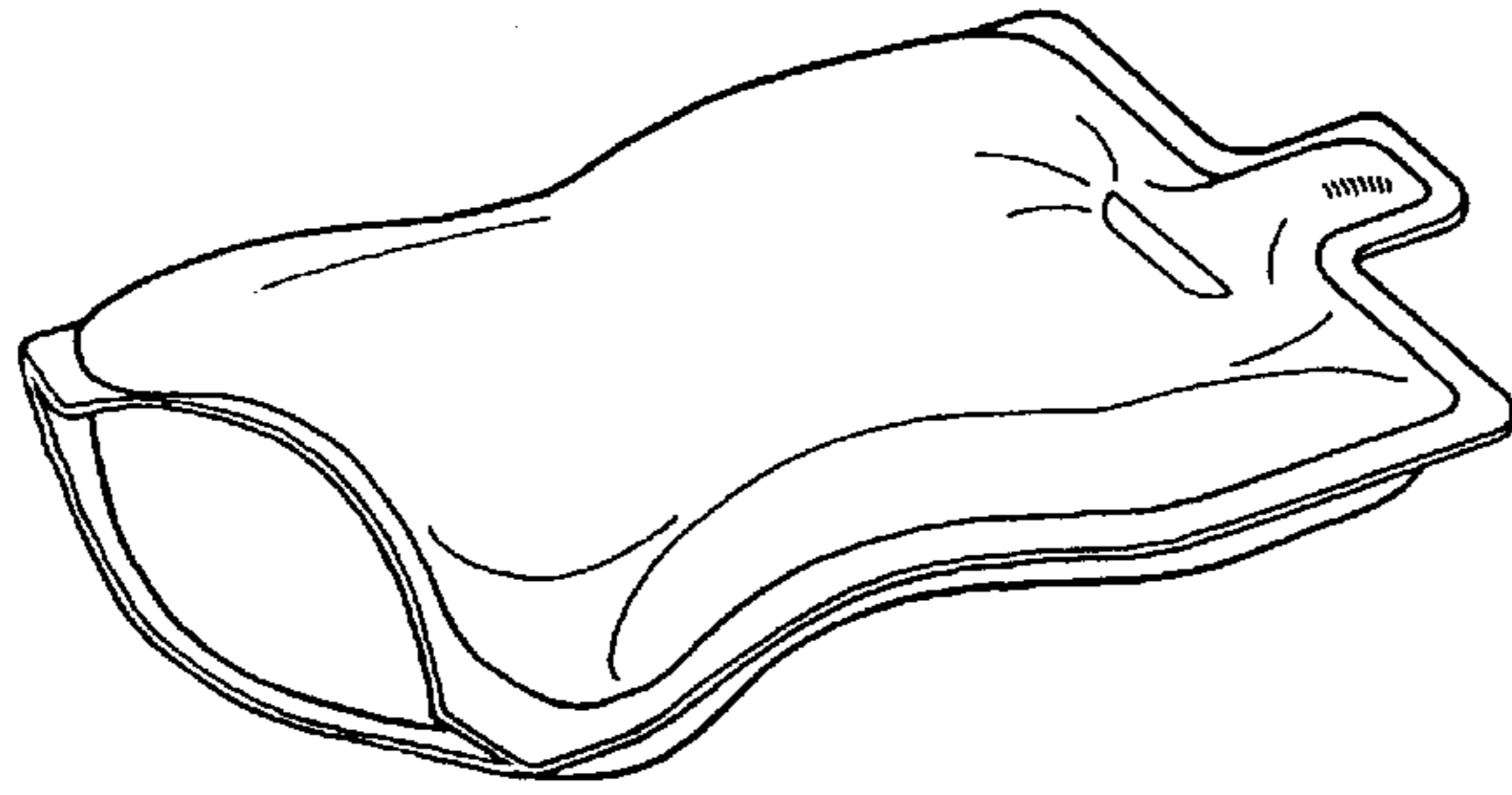
The ornamental design for flexible packaging, as shown and described.

**DESCRIPTION**

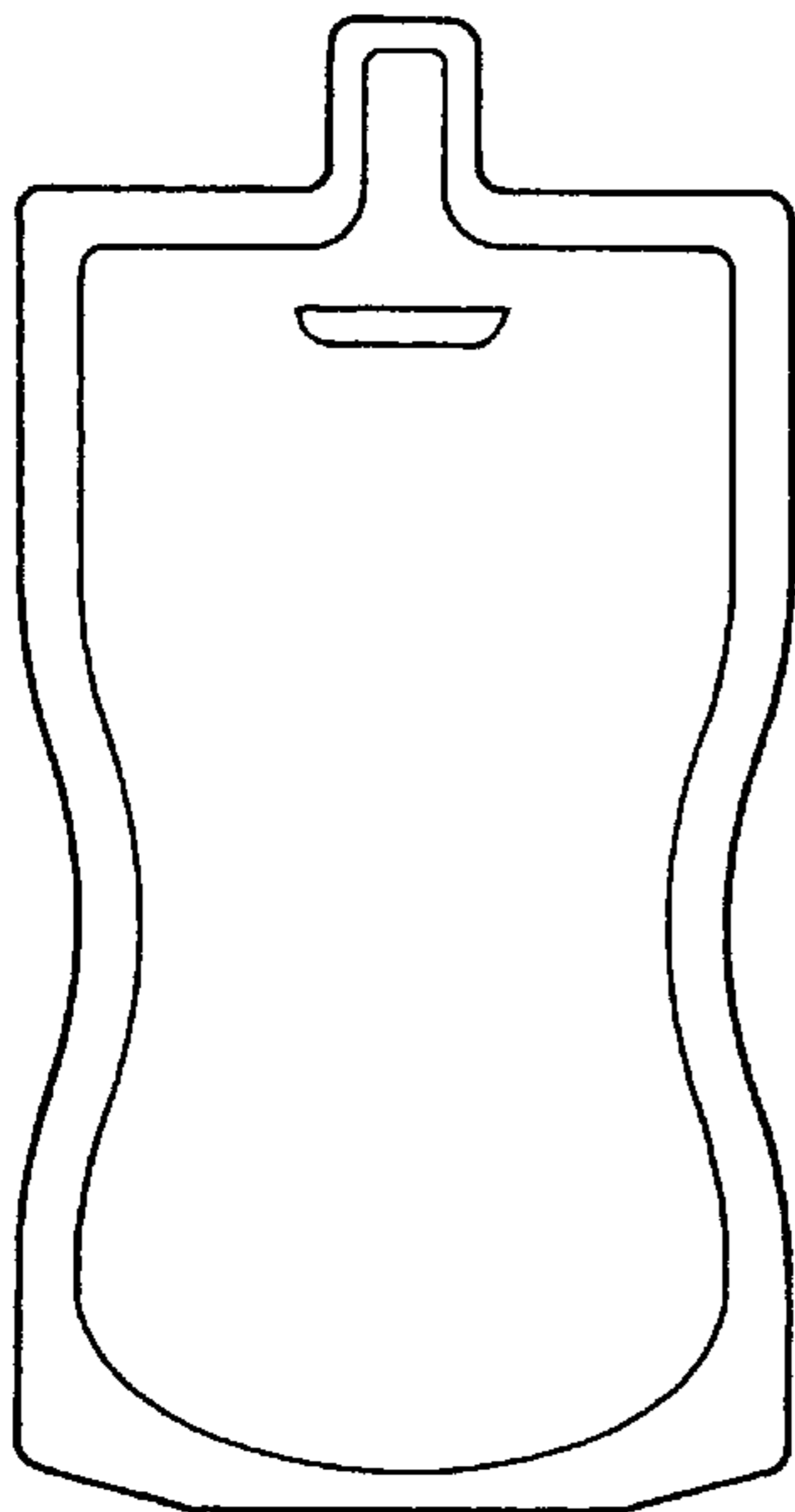
FIG. 1 is a perspective view of the flexible packaging showing my new design;  
FIG. 2 is a front view of thereof;  
FIG. 3 is a rear view thereof;  
FIG. 4 is a top plan view thereof;  
FIG. 5 is a bottom plan view thereof;  
FIG. 6 is a left side view thereof; and,  
FIG. 7 is a right side view thereof.

**1 Claim, 1 Drawing Sheet**

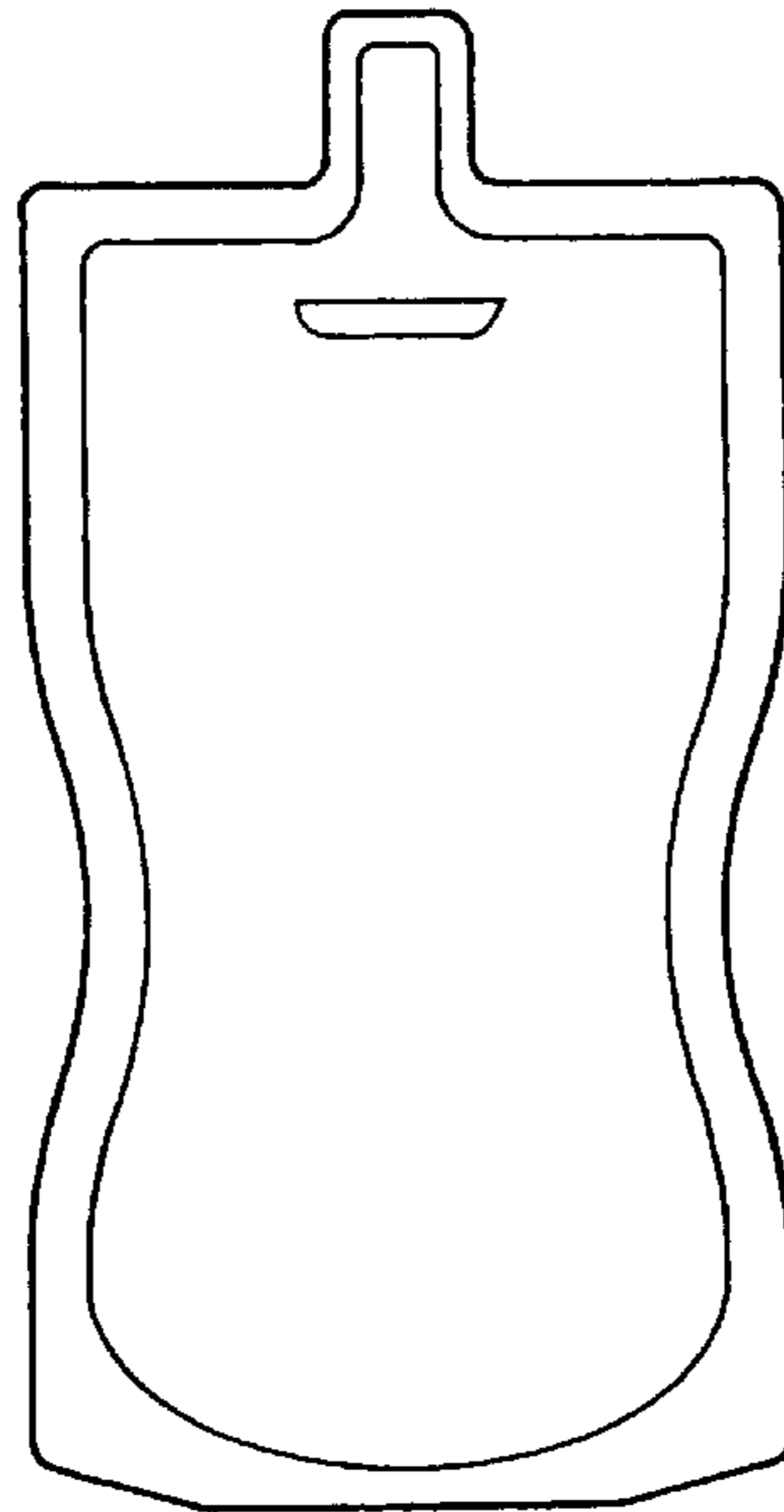




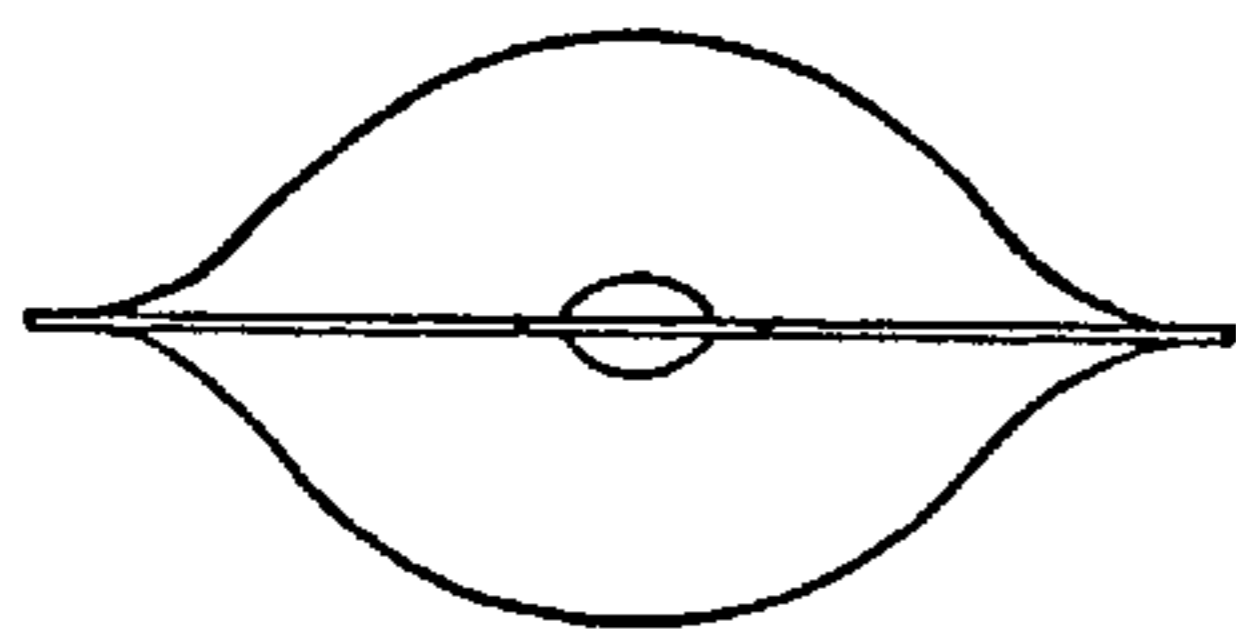
**Fig. 1**



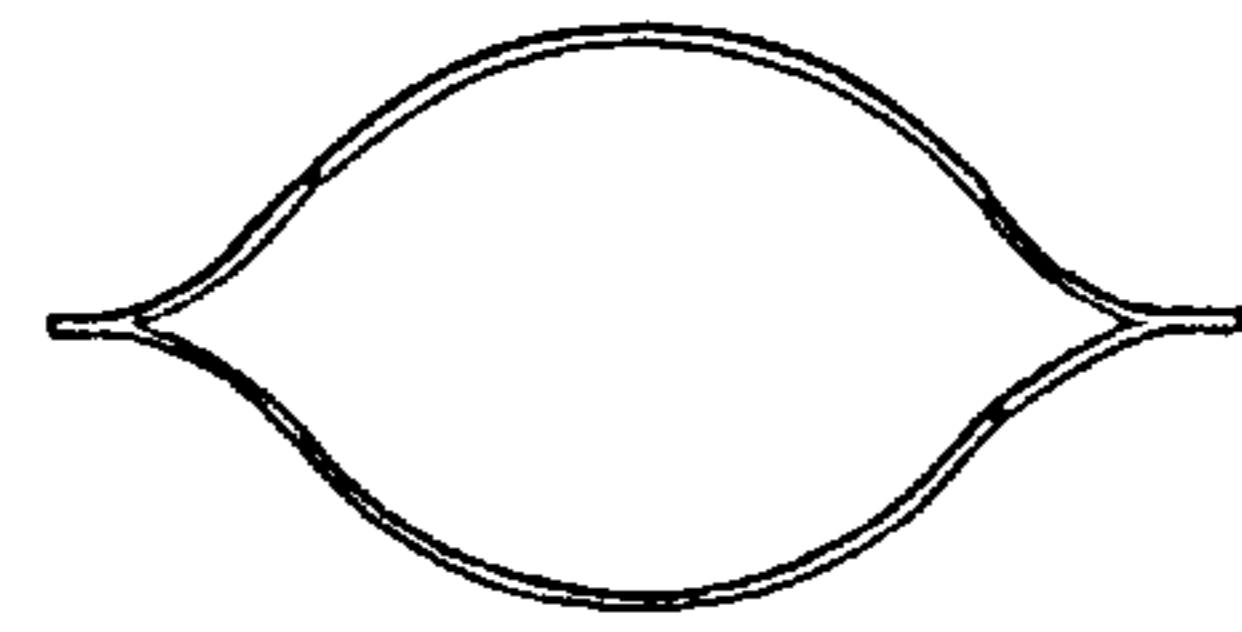
**Fig. 2**



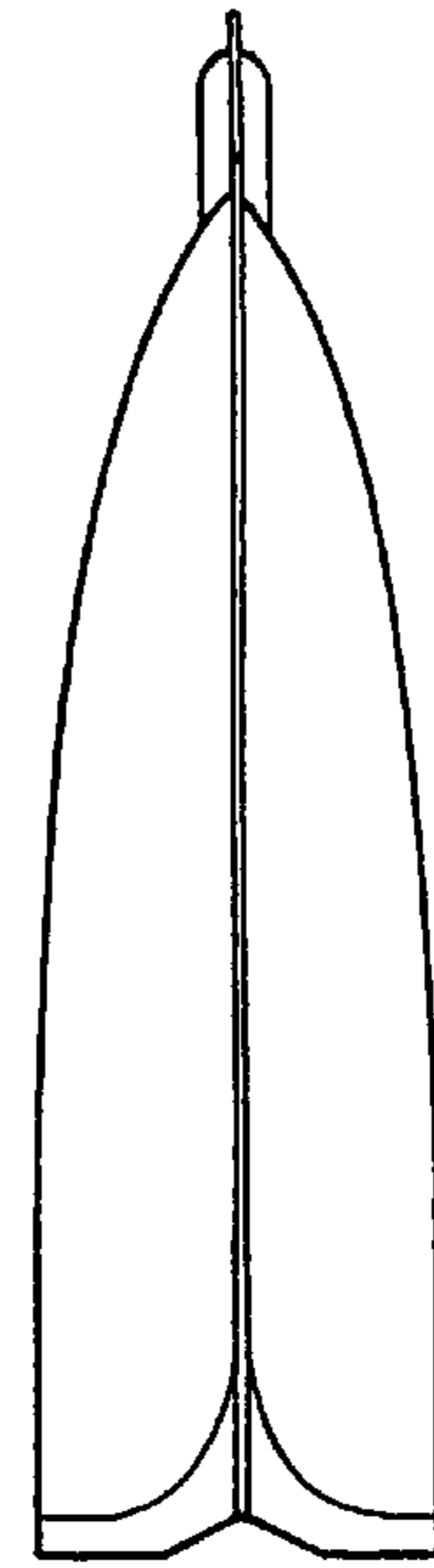
**Fig. 3**



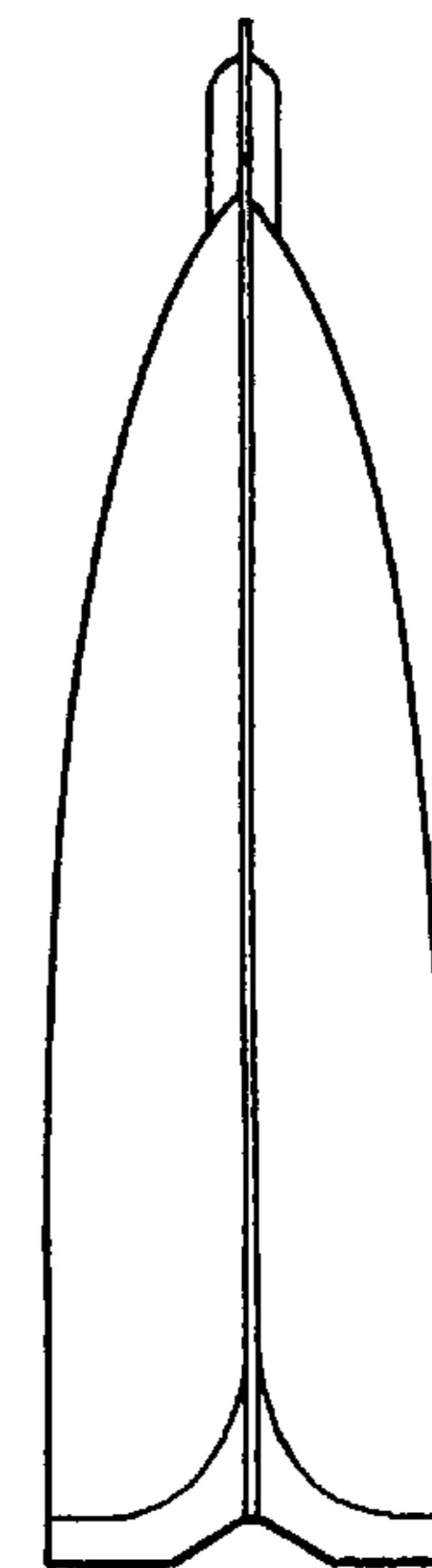
**Fig. 4**



**Fig. 5**



**Fig. 6**



**Fig. 7**