

US00D523753S

(12) **United States Design Patent**  
**Corker et al.**

(10) **Patent No.:** **US D523,753 S**  
(45) **Date of Patent:** **\*\* Jun. 27, 2006**

(54) **CONTAINER**

D476,576 S \* 7/2003 Hirst et al. .... D9/539  
6,786,344 B1 \* 9/2004 Kipperman et al. .... 215/384

(75) Inventors: **Lesley Suzanne Corker**, Atlanta, GA (US); **Grover John Manderfield, Jr.**, Marietta, GA (US)

\* cited by examiner

(73) Assignee: **Consolidated Container Company LP**, Atlanta, GA (US)

*Primary Examiner*—Ian Simmons  
*Assistant Examiner*—Dana Sipos  
(74) *Attorney, Agent, or Firm*—Alston & Bird LLP

(\*\*) Term: **14 Years**

(57) **CLAIM**

(21) Appl. No.: **29/204,180**

The ornamental design for a container, as shown and described.

(22) Filed: **Apr. 26, 2004**

**DESCRIPTION**

(51) **LOC (8) Cl.** ..... **09-01**

FIG. 1 is a perspective view of a container embodying the present invention;

(52) **U.S. Cl.** ..... **D9/538; D9/539; D9/550; D9/557**

FIG. 2 is a top plan view of the container of FIG. 1;

(58) **Field of Classification Search** ..... D9/500, D9/516, 530, 537–538, 539–540, 549, 550–551, D9/553, 558; 215/379, 381–385, 387; 220/660, 220/662, 665–666, 675

FIG. 3 is an elevational view of a first side of the container of FIG. 1; the opposite side being a mirror image thereof; FIG. 4 is an elevational view of a front side of the container of FIG. 1; the opposite side being a mirror image thereof; FIG. 5 is a perspective view of a container embodying the present invention with a ridge grip portion shown in phantom;

See application file for complete search history.

FIG. 6 is an elevational view of a first side of the container of FIG. 5; the opposite side being a mirror image thereof; and,

(56) **References Cited**

**U.S. PATENT DOCUMENTS**

D282,050 S \* 1/1986 Beaver et al. .... D9/547  
5,971,184 A \* 10/1999 Krishnakumar et al. .... D9/539  
D428,815 S \* 8/2000 Mooney et al. .... D9/539  
D429,648 S \* 8/2000 Goettner ..... D9/540  
D435,455 S \* 12/2000 Gans ..... D9/541  
D441,659 S \* 5/2001 Di Canio et al. .... D9/550  
D442,492 S \* 5/2001 Krishnakumar et al. .... D9/537  
D443,518 S \* 6/2001 Goettner ..... D9/530

FIG. 7 is an elevational view of a front side of the container of FIG. 5; the opposite side being a mirror image thereof. The portions illustrated in phantom in FIGS. 1 through 7 are for illustrative purpose only and do not constitute part of the claimed design.

**1 Claim, 4 Drawing Sheets**

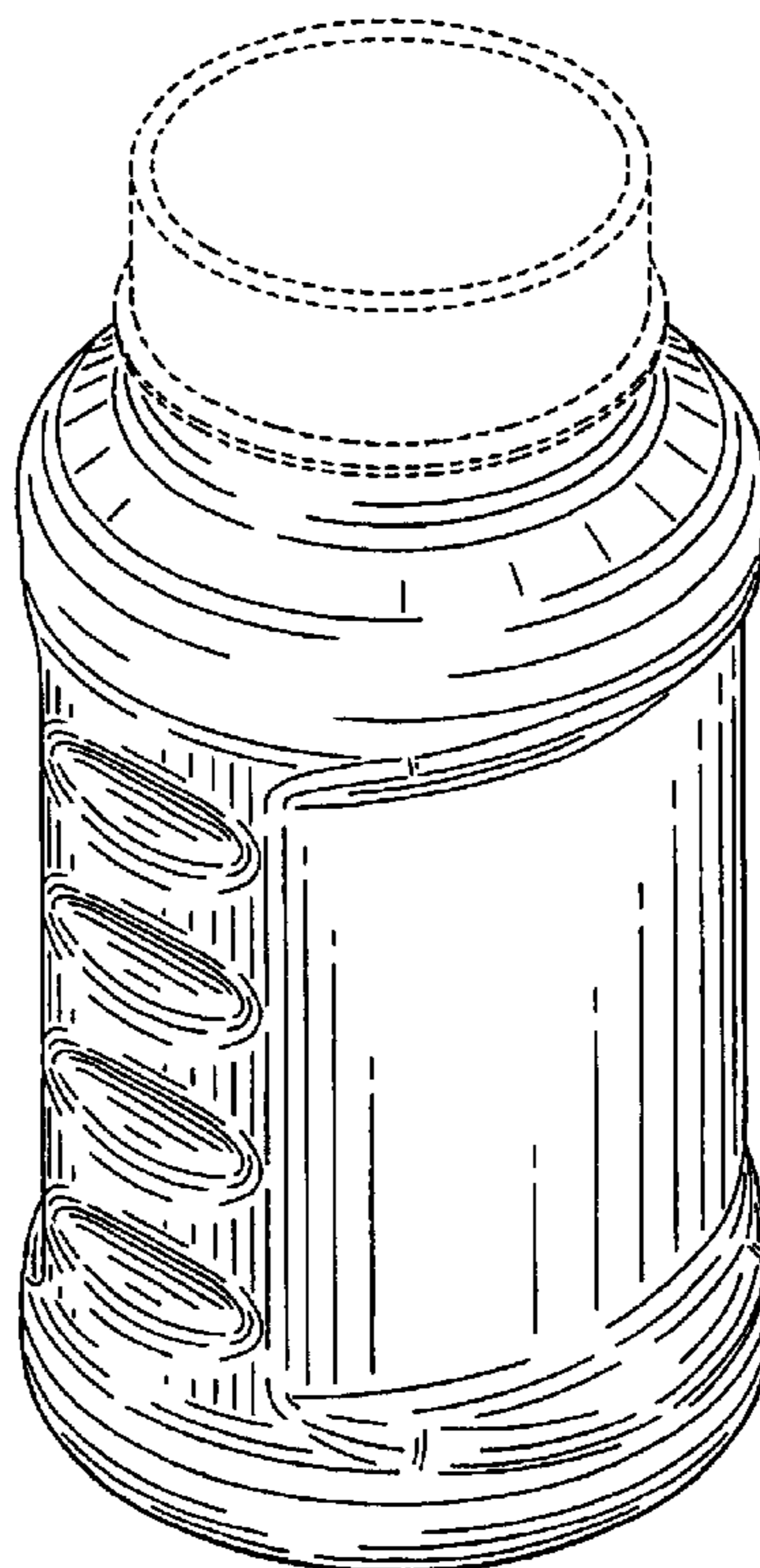


FIG.1

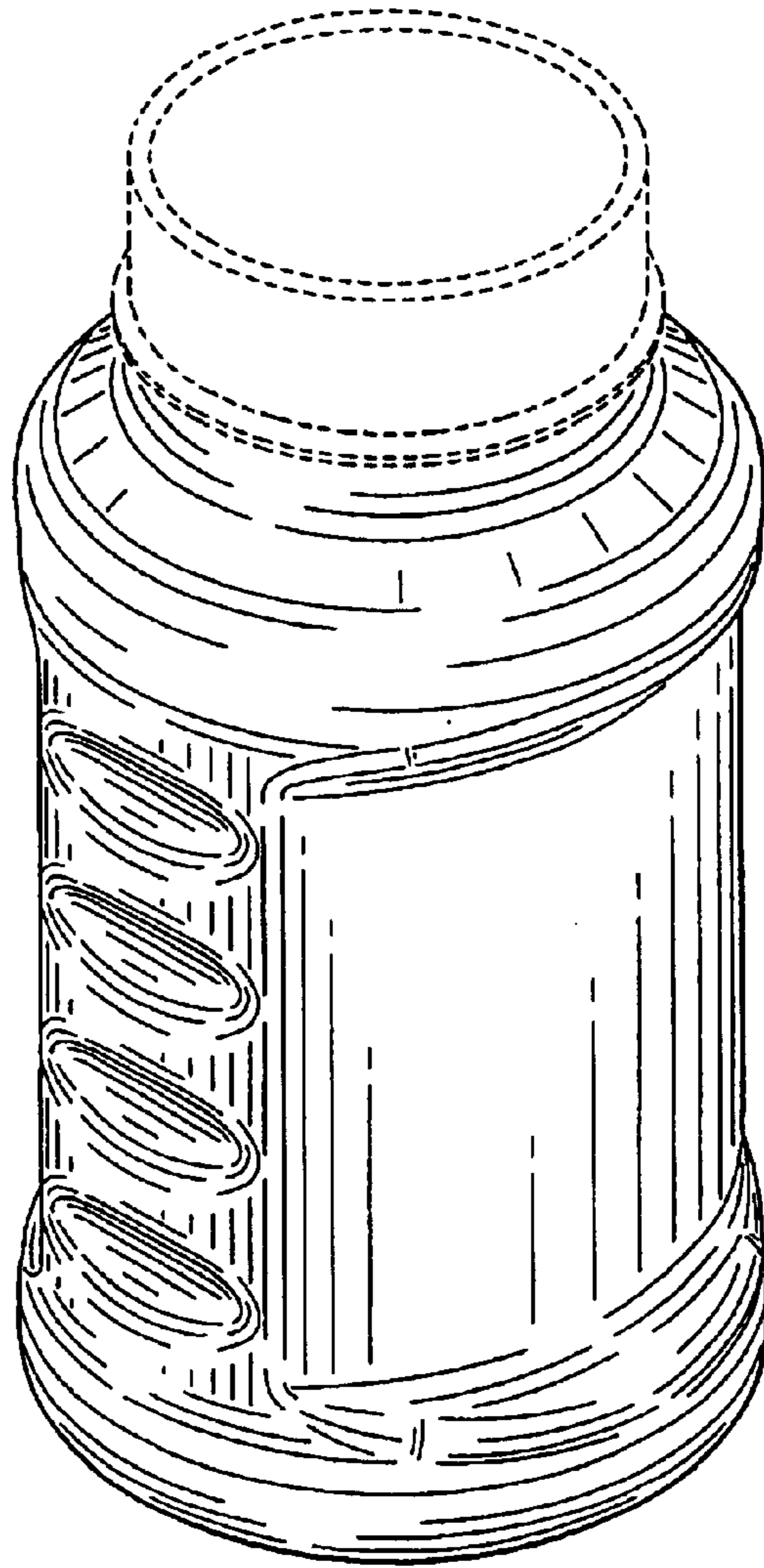


FIG.2

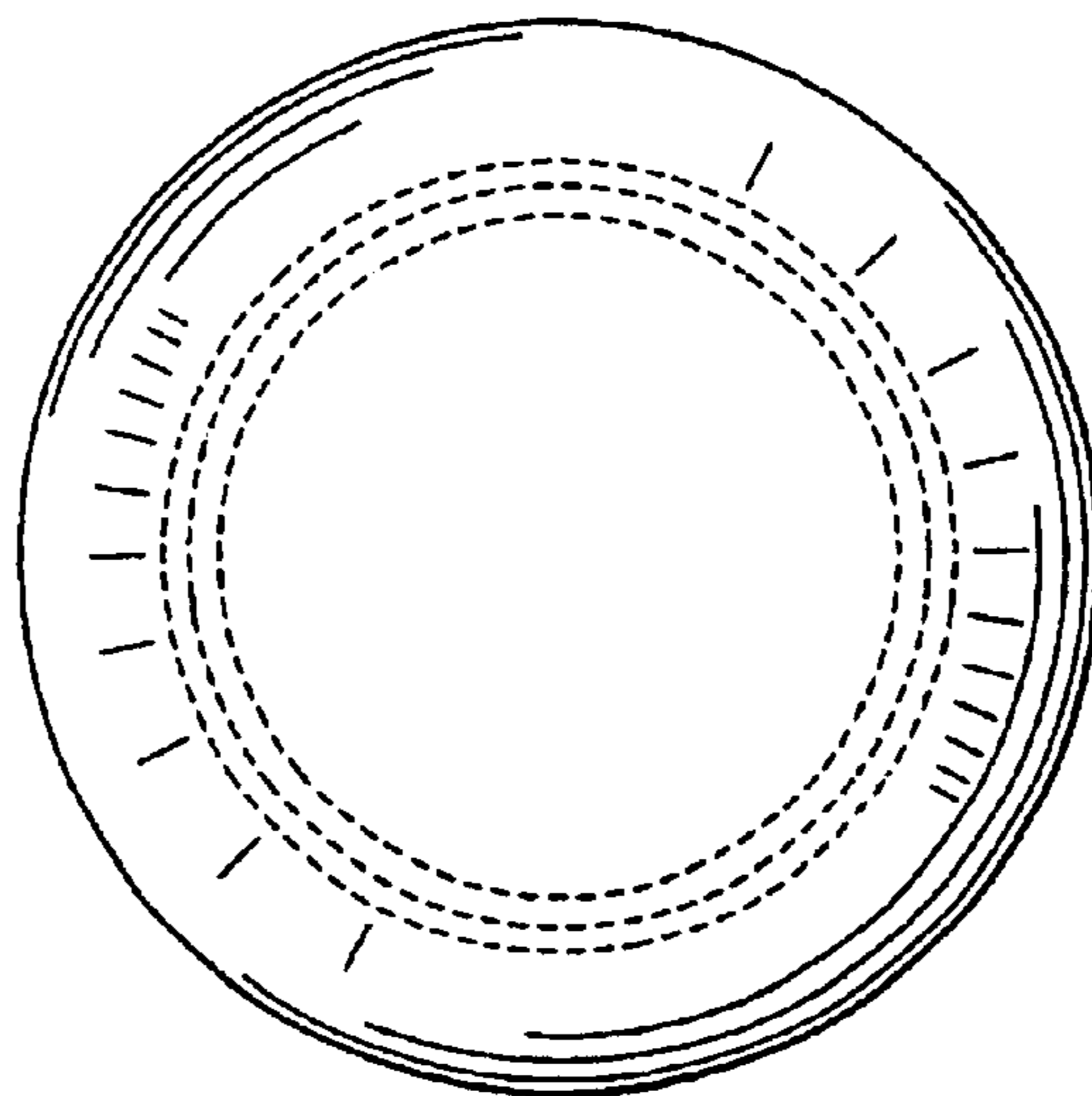


FIG.3




FIG.4

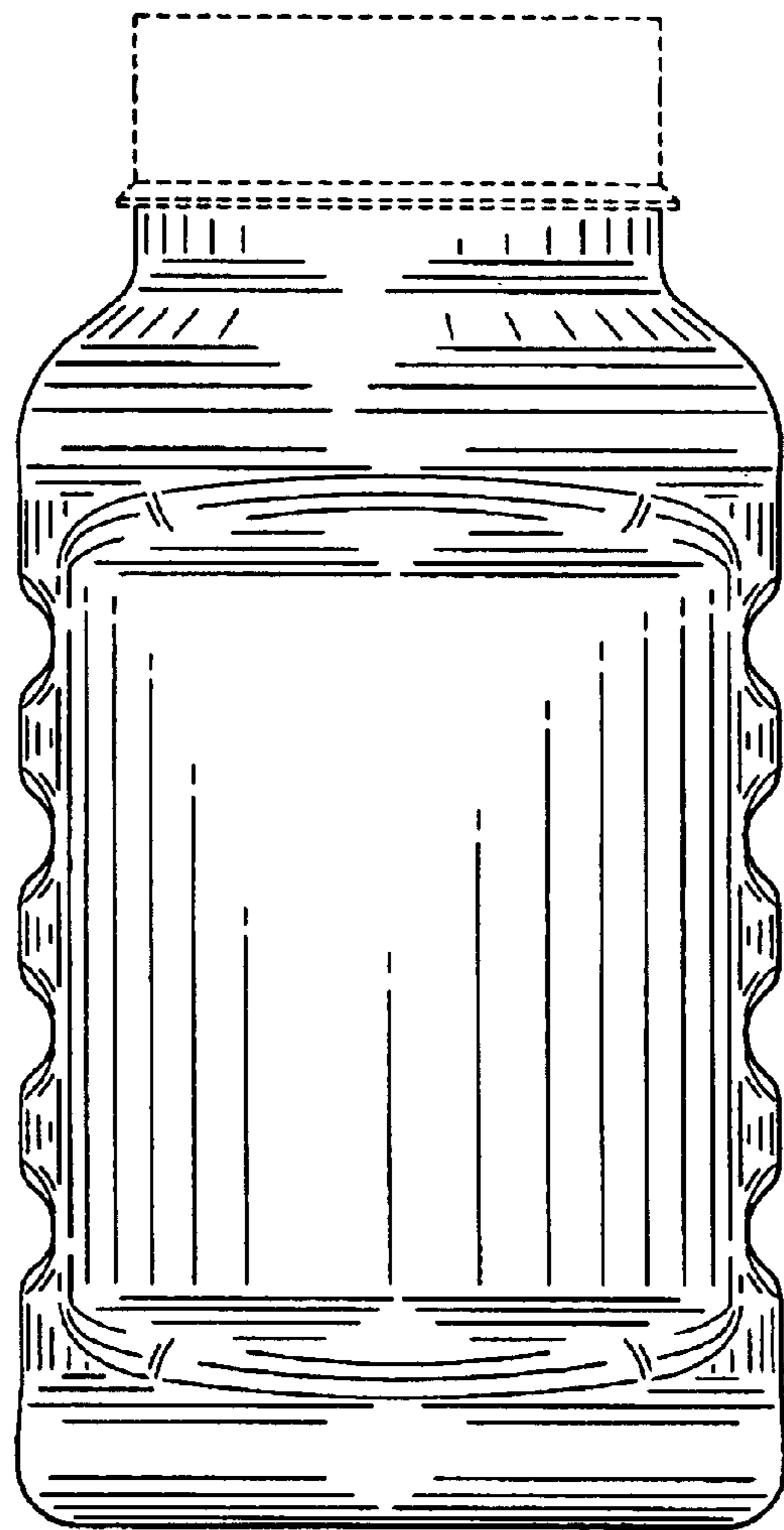


FIG. 5

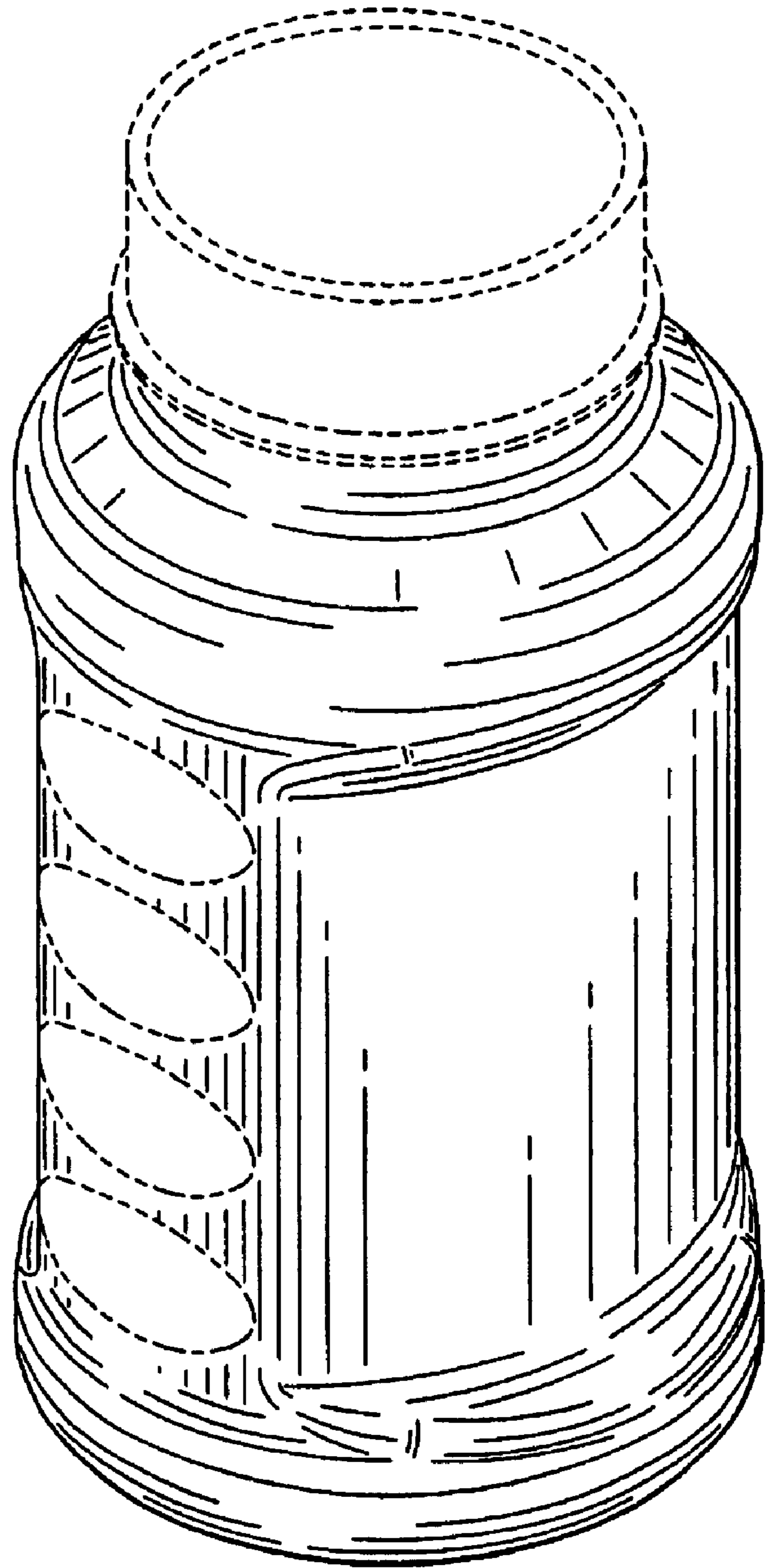




FIG. 6

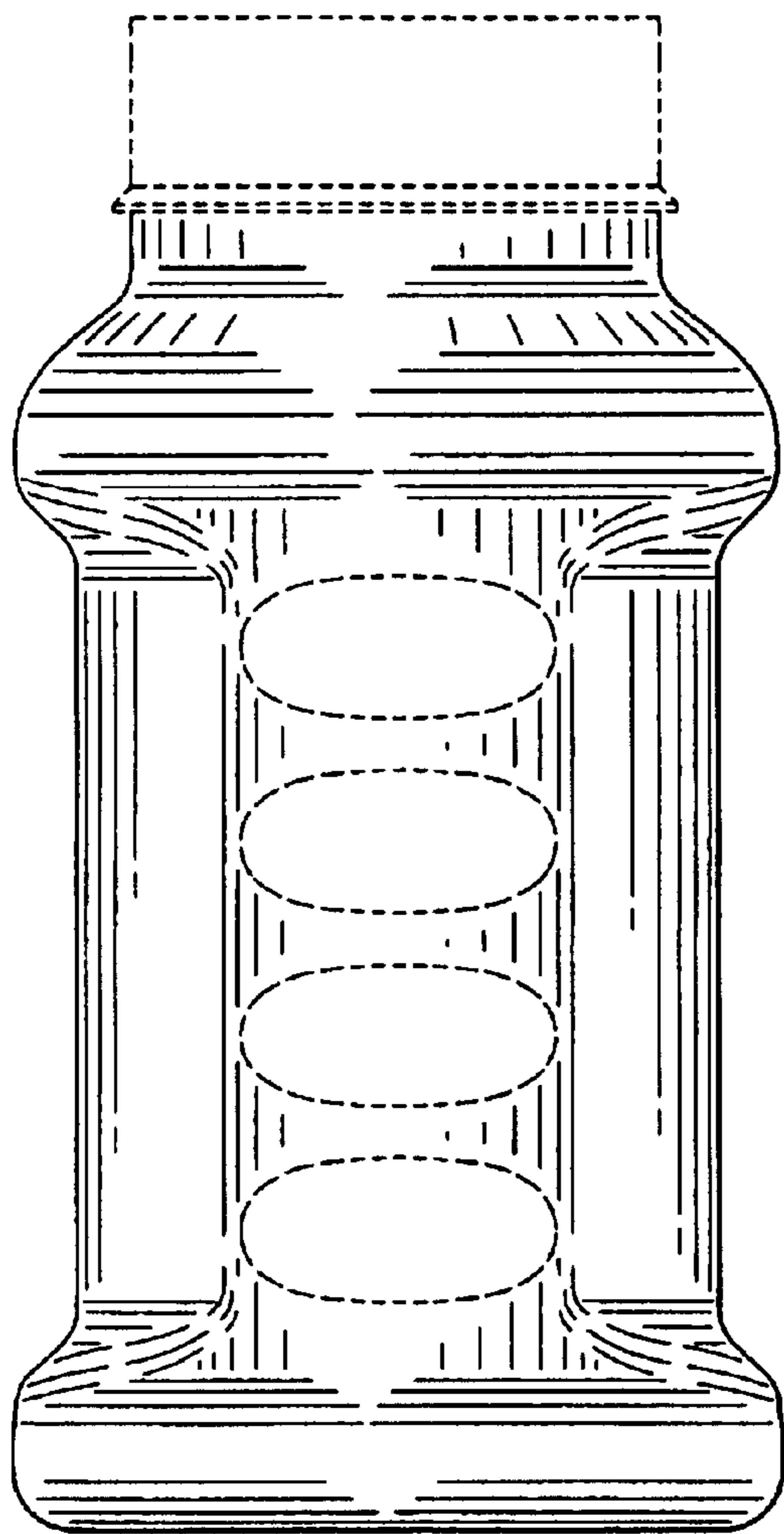


FIG. 7

