



US00D523751S

(12) **United States Design Patent**  
**Vetrano**

(10) **Patent No.:** **US D523,751 S**

(45) **Date of Patent:** **\*\* Jun. 27, 2006**

(54) **ALUMINUM FOIL TRAY**

D223,145 S \* 3/1972 Bloch ..... D9/456  
D255,413 S \* 6/1980 Alexander ..... D7/409  
D507,451 S \* 7/2005 Land ..... D7/357

(76) Inventor: **Joseph Vetrano**, 1624 Marcus Ave.,  
New Hyde Park, NY (US) 11040

\* cited by examiner

(\*\*) Term: **14 Years**

*Primary Examiner*—Robert M. Spear

*Assistant Examiner*—Susan Bennett Hattan

(74) *Attorney, Agent, or Firm*—Myron Amer P.C.

(21) Appl. No.: **29/216,387**

(22) Filed: **Nov. 2, 2004**

(57) **CLAIM**

(51) **LOC (8) Cl.** ..... **09-07**

The ornamental design for aluminum foil tray, as shown and described.

(52) **U.S. Cl.** ..... **D9/456**

(58) **Field of Classification Search** ..... D9/457,  
D9/456, 432, 425, 424, 756; D7/357; D3/319,  
D3/311-314, 304; 220/500; 211/73, 59.4;  
206/564, 519, 518, 504, 499, 496, 427, 391,  
206/356, 354, 265, 203

**DESCRIPTION**

See application file for complete search history.

FIG. 1 is a plan view of aluminum foil tray showing my new design;

FIG. 2 is a bottom view thereof;

FIG. 3 is a front end view thereof, of which the rear end view thereof is a mirror image; and,

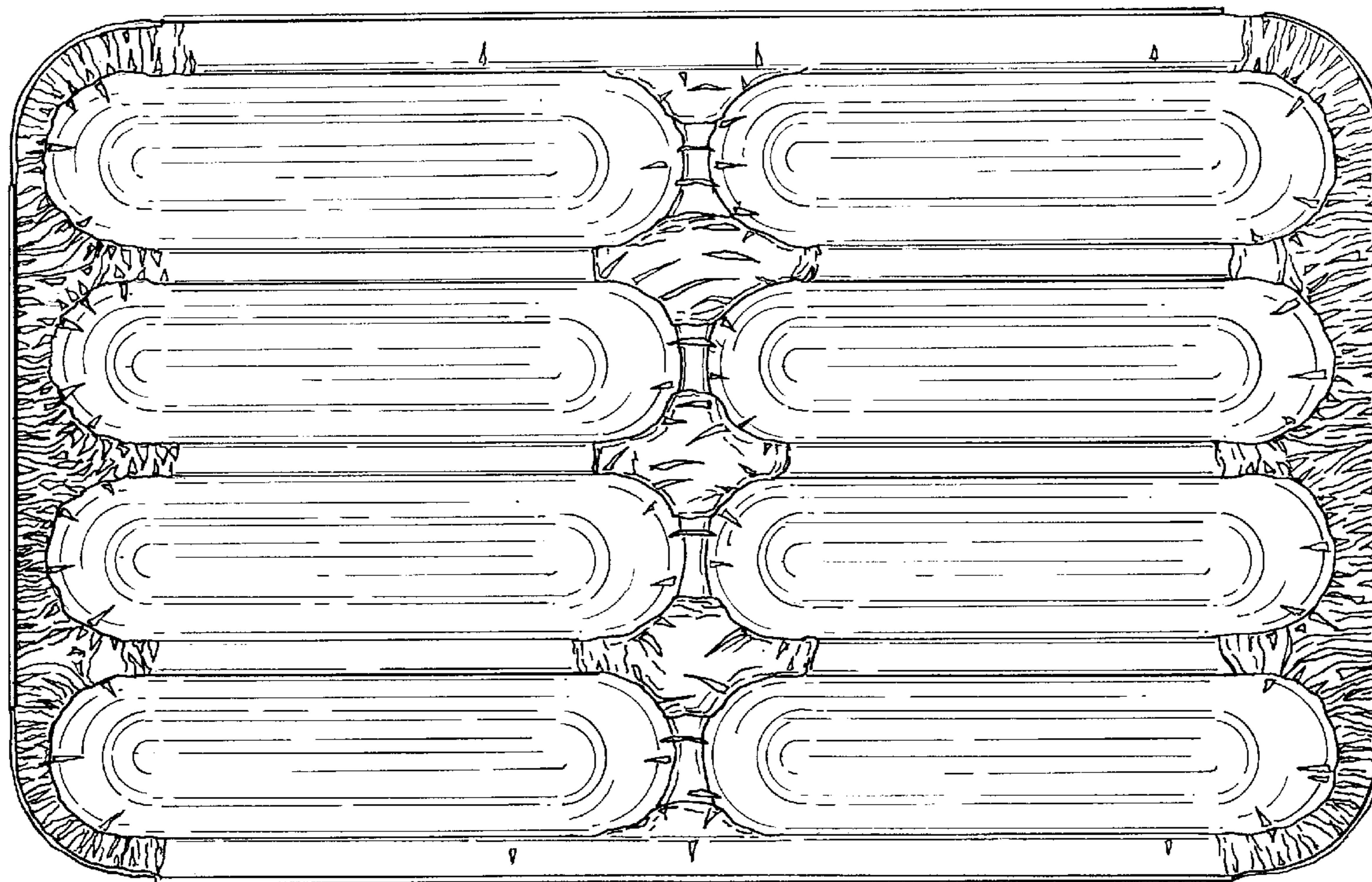
FIG. 4 is a left side view thereof, of which the right side end view thereof is a mirror image.


(56) **References Cited**

**U.S. PATENT DOCUMENTS**


D202,529 S \* 10/1965 Rosebrook ..... D15/90

**1 Claim, 3 Drawing Sheets**

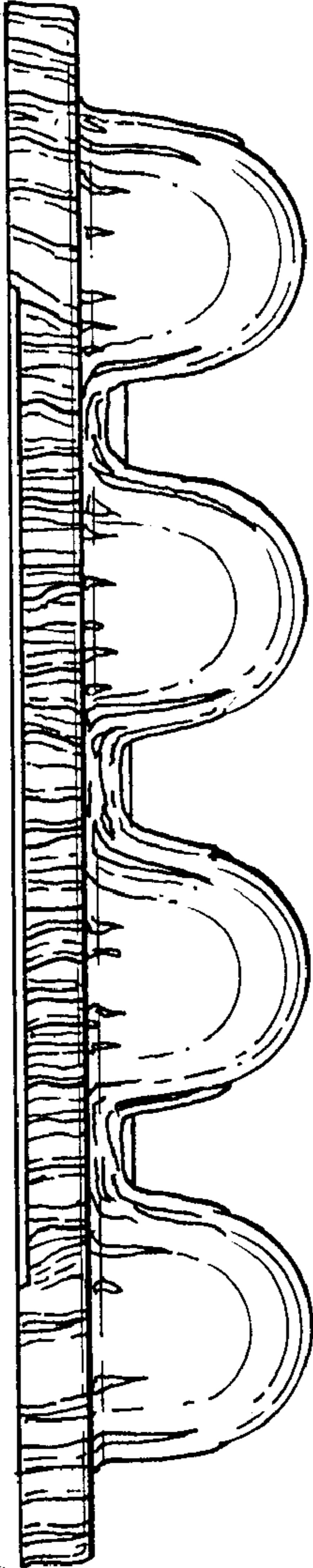




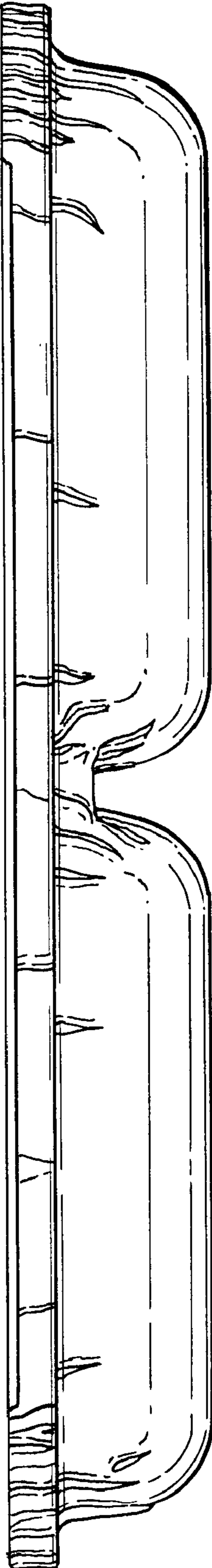
**FIG. 1**



**FIG. 2**



**FIG. 3**



**FIG. 4**