



US00D523737S

(12) **United States Design Patent**
Eriksson

(10) **Patent No.:** **US D523,737 S**

(45) **Date of Patent:** **** Jun. 27, 2006**

(54) **ELONGATED BAR HOLDER**

4,105,127 A * 8/1978 Holl 211/124

(75) Inventor: **Tore Eriksson**, Klassbol (SE)

OTHER PUBLICATIONS

(73) Assignee: **BTG UMV Coating Systems AB**,
Saffle (SE)

Outwater Plastics, Inc., p. 203 non-locking glide circled at
top right of page, May 15, 1986.*

(**) Term: **14 Years**

* cited by examiner

(21) Appl. No.: **29/191,786**

Primary Examiner—Holly H. Baynham

(22) Filed: **Oct. 15, 2003**

(74) *Attorney, Agent, or Firm*—Nixon & Vanderhye

(30) **Foreign Application Priority Data**

(57) **CLAIM**

Apr. 15, 2003 (SE) 000026356

The ornamental design for an “elongated bar holder,” as
shown and described.

(51) **LOC (8) Cl.** **08-05**

DESCRIPTION

(52) **U.S. Cl.** **D8/380**

(58) **Field of Classification Search** D8/380;
211/124, 45, 89.01; D25/119, 121; 52/782.2,
52/287.1

FIG. 1 shows a front elevational view;

FIG. 2 shows a back elevational view;

FIG. 3 shows a left end view;

FIG. 4 shows a right end view;

FIG. 5 shows the top plan view;

FIG. 6 shows the bottom plan view; and,

FIG. 7 is an enlarged, partial perspective view.

See application file for complete search history.

The view of FIG. 7 is shown fragmented for ease of
illustration.

(56) **References Cited**

U.S. PATENT DOCUMENTS

D135,578 S * 4/1943 Marschner D25/121

1 Claim, 2 Drawing Sheets






Fig. 1



Fig. 2

Fig. 3



Fig. 4




Fig. 5




Fig. 6

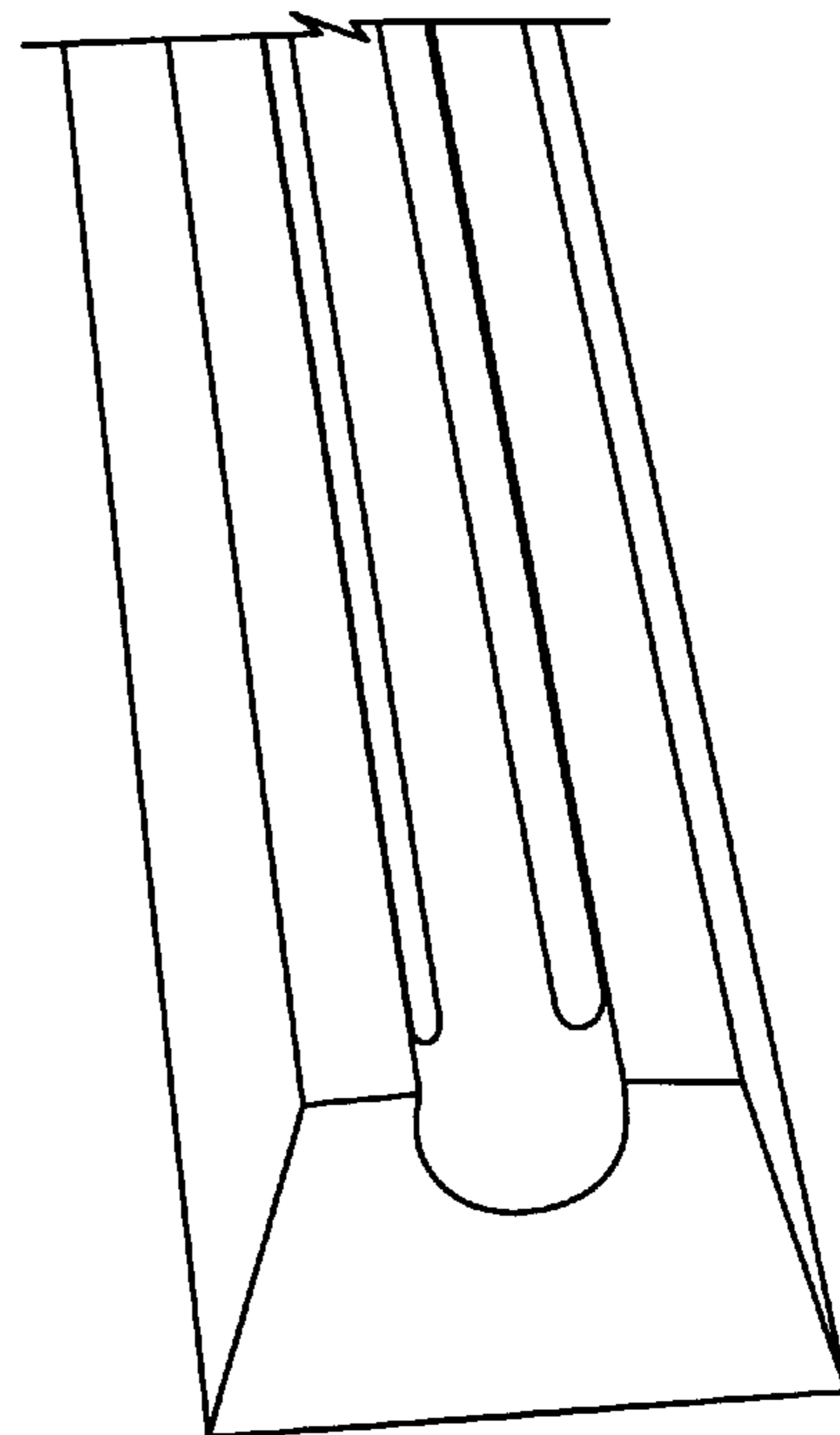


Fig. 7