



US00D523720S

(12) **United States Design Patent** (10) **Patent No.:** **US D523,720 S**
Cooper (45) **Date of Patent:** **** Jun. 27, 2006**

(54) **PORTION OF A POWER DRILL**
(75) Inventor: **Vincent P. Cooper**, Baltimore, MD
(US)
(73) Assignee: **Black & Decker Inc.**, Newark, DE
(US)
(**) Term: **14 Years**

D435,414 S 12/2000 Etter et al.
D436,511 S * 1/2001 Hayakawa et al. D8/68
D437,759 S 2/2001 Breit et al.
D439,123 S 3/2001 Sakai et al.
6,308,378 B1 * 10/2001 Mooty et al. 81/489

(Continued)

FOREIGN PATENT DOCUMENTS

(21) Appl. No.: **29/205,821**
(22) Filed: **May 20, 2004**
(51) **LOC (8) Cl.** **08-01**
(52) **U.S. Cl.** **D8/68; D8/70**
(58) **Field of Classification Search** D8/14.1,
D8/61, 62, 63, 64, 65, 66, 67, 68, 69, 70,
D8/107; 81/57.11, 429, 464, 465, 466, 469,
81/489; 173/13, 169, 178, 213, 217, 114,
173/201, 211; 227/8, 114, 120, 130, 136,
227/142; 408/20, 124, 125, 234, 241 R; 451/358;
310/50

DE 92 02349 10/1992
DE 92 03149 11/1992
DE 92 04142 11/1992
DE 95 05672 3/1996
DE 95 07044 7/1996
DE 96 03012 9/1996
DE 96 00027 10/1996
DE 96 02972 12/1996
DE 96 04701 4/1997
DE 0 41094 8/1997
DE 97 03311 10/1997
DE 98 04390 1/1999
DE 4 99 02803 10/1999
DE 4 99 11374 5/2000

See application file for complete search history.

Primary Examiner—Gary D. Watson
Assistant Examiner—T. Chase Nelson
(74) *Attorney, Agent, or Firm*—Wesley W. Muller; Bruce S. Shapiro; Johnathan Yun

(56) **References Cited**

U.S. PATENT DOCUMENTS

D180,805 S * 8/1957 Plassman D8/68
D300,503 S 4/1989 Schultz
D335,073 S 4/1993 Anthony et al.
D339,046 S 9/1993 Fushiya et al.
D378,268 S 3/1997 Schultz
D402,872 S 12/1998 Clowers et al.
D409,467 S 5/1999 Chung
D411,947 S 7/1999 Sugimoto et al.
5,918,685 A 7/1999 Ulbrich et al.
D418,730 S 1/2000 Main
D419,413 S 1/2000 Heun
D420,877 S 2/2000 Schultz
D420,879 S * 2/2000 Watson et al. D8/70
D421,883 S 3/2000 Watson et al.
D426,125 S 6/2000 Hayakawa et al.
D426,126 S 6/2000 Schultz
D426,760 S 6/2000 Schultz
D428,320 S 7/2000 Ohi et al.
D429,134 S 8/2000 Schultz et al.

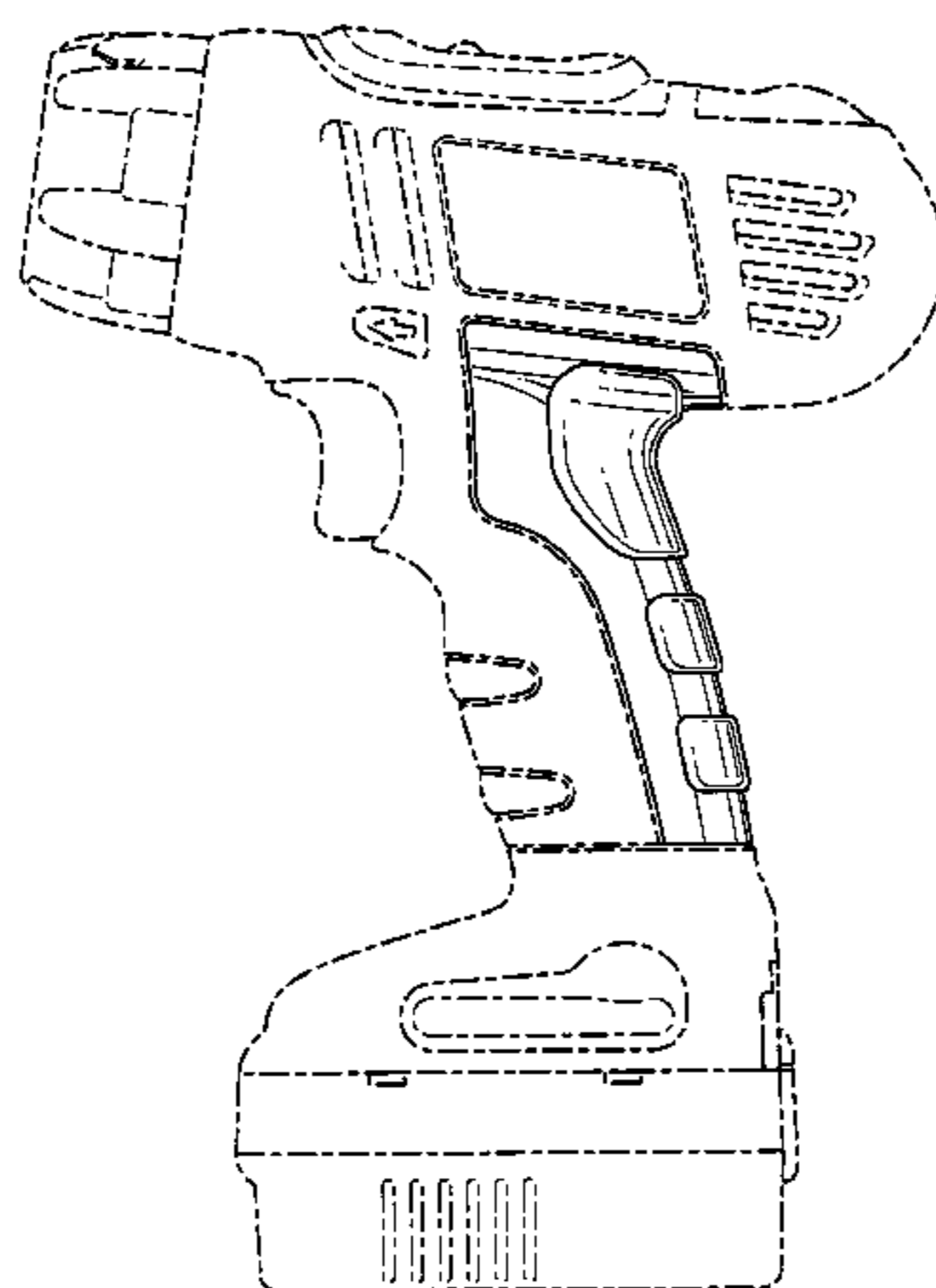
(57) **CLAIM**

The ornamental design for a portion of a power drill, as shown and described.

DESCRIPTION

FIG. 1 is a front perspective view of a portion of a power drill showing my new design.
FIG. 2 is a left side elevational view thereof.
FIG. 3 is a right side elevational view thereof.
FIG. 4 is a front elevational view thereof.
FIG. 5 is a rear elevational view thereof.
FIG. 6 is a top plan view thereof; and,
FIG. 7 is a bottom plan view thereof.
The dashed lines and areas within the dashed lines form no part of the claimed design.

1 Claim, 7 Drawing Sheets



US D523,720 S

Page 2

U.S. PATENT DOCUMENTS

D462,248 S	*	9/2002	Cooper	D8/68	D484,385 S	*	12/2003	Sakai et al.	D8/68
D462,592 S		9/2002	Cooper			D494,034 S	*	8/2004	Cheung	D8/68
D469,675 S	*	2/2003	Chung	D8/68	D501,384 S	*	2/2005	Wright et al.	D8/68
6,552,904 B1	*	4/2003	Fung	310/50	2004/0078936 A1		4/2004	Walker et al.		
D482,253 S	*	11/2003	Cooper et al.	D8/68	2005/0121209 A1	*	6/2005	Shimizu et al.	173/217
D484,384 S	*	12/2003	Ghode et al.	D8/68	2005/0257944 A1	*	11/2005	Cooper	173/217

* cited by examiner

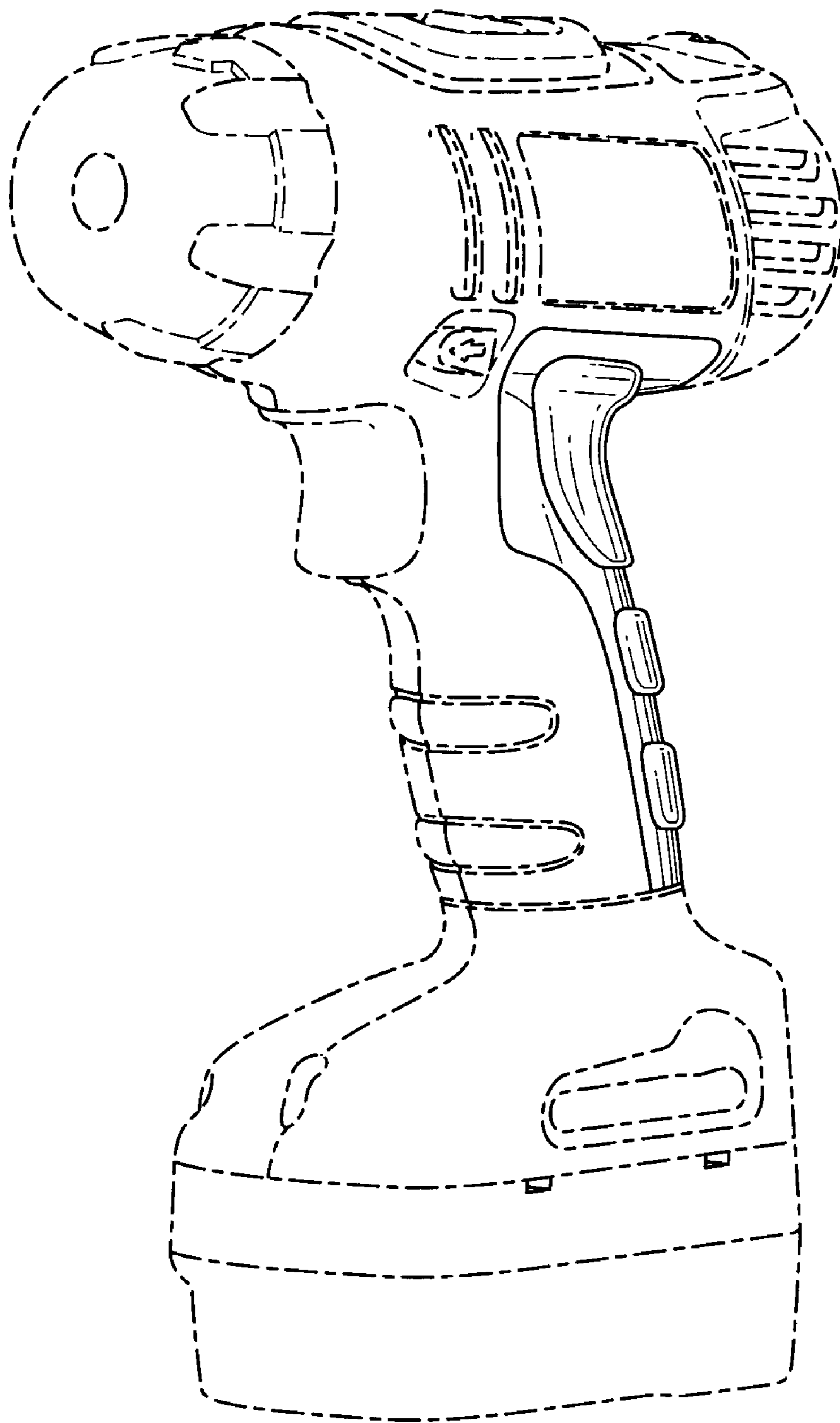


FIG. 1

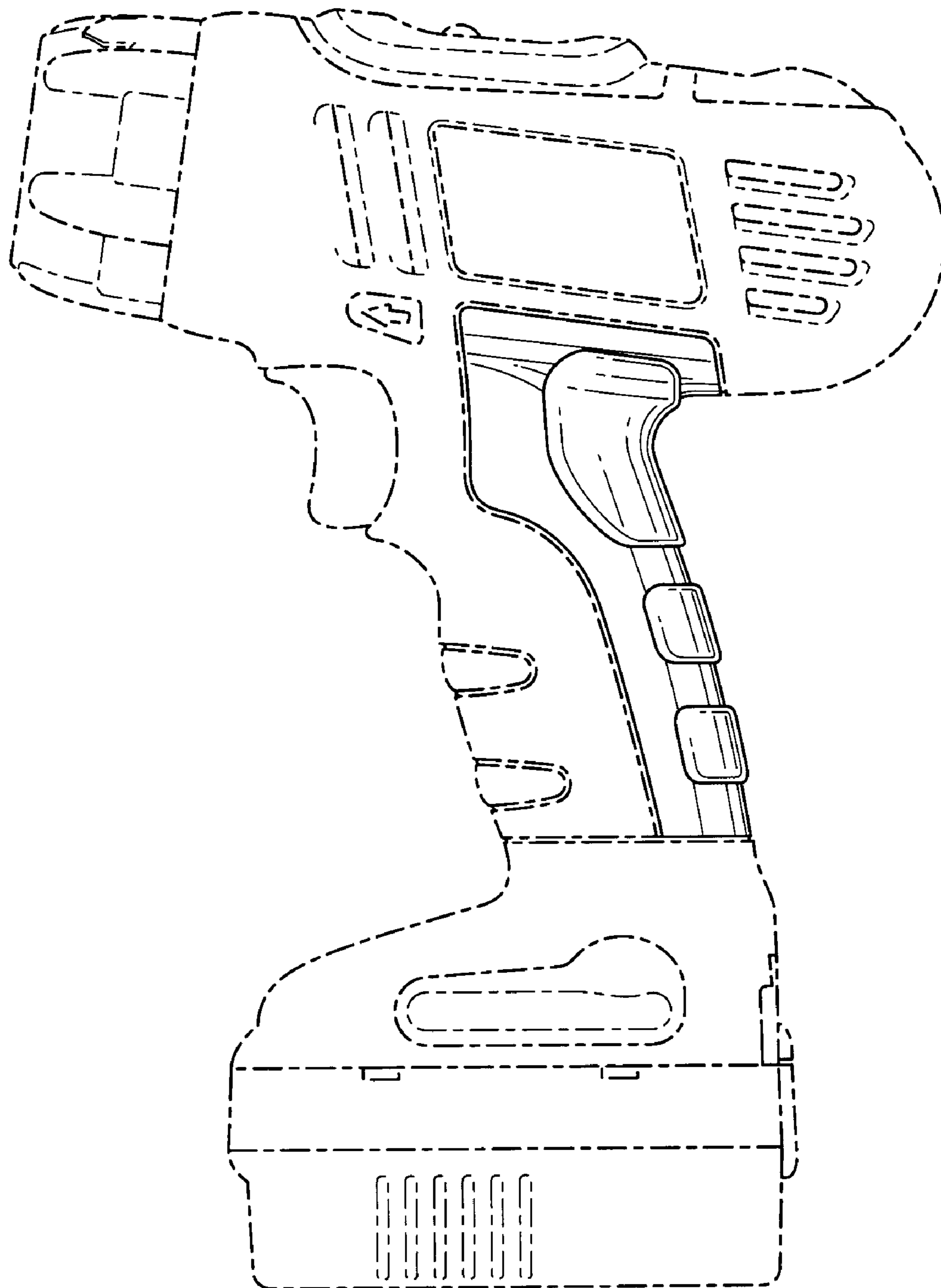


FIG. 2

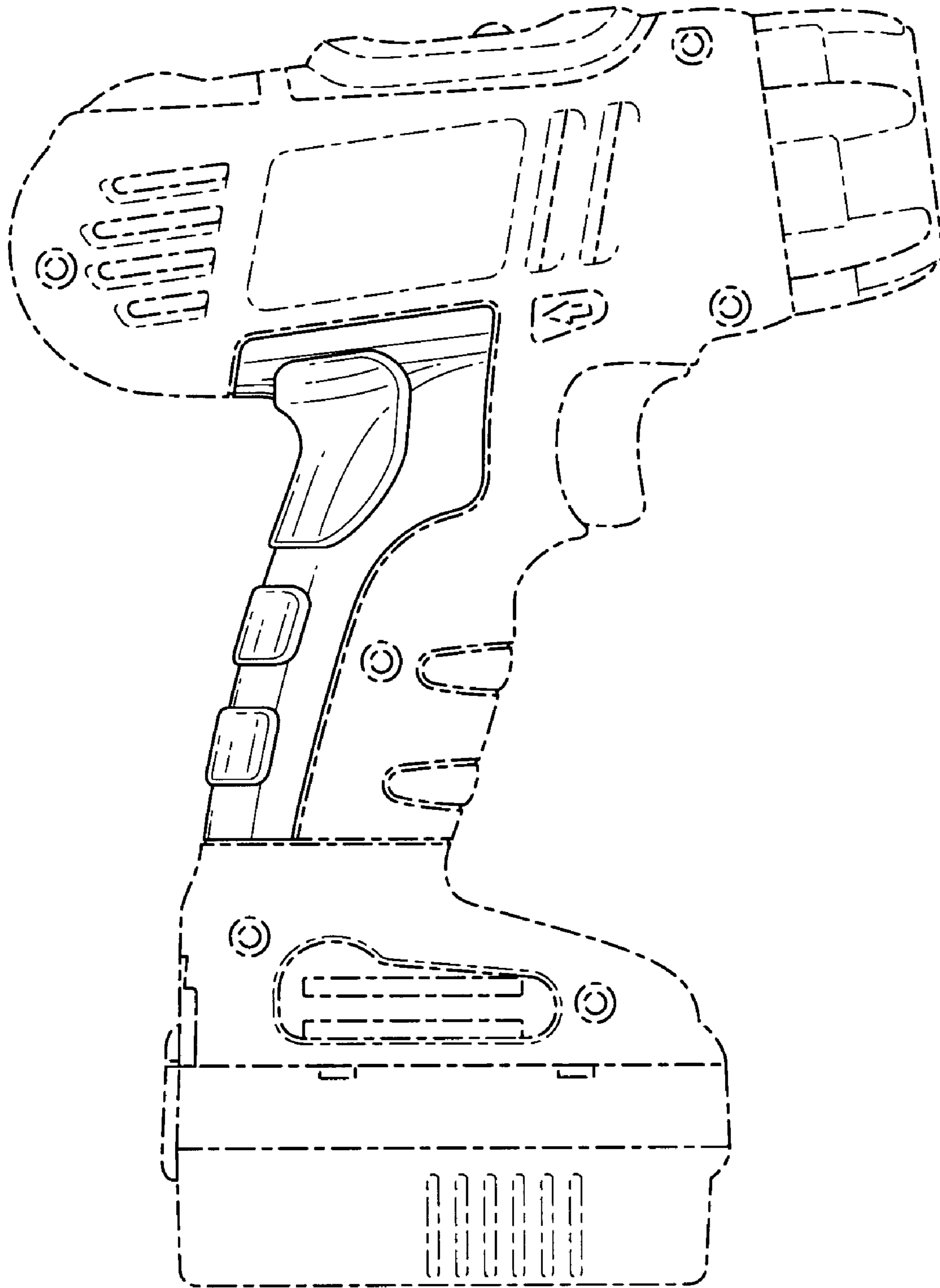


FIG. 3

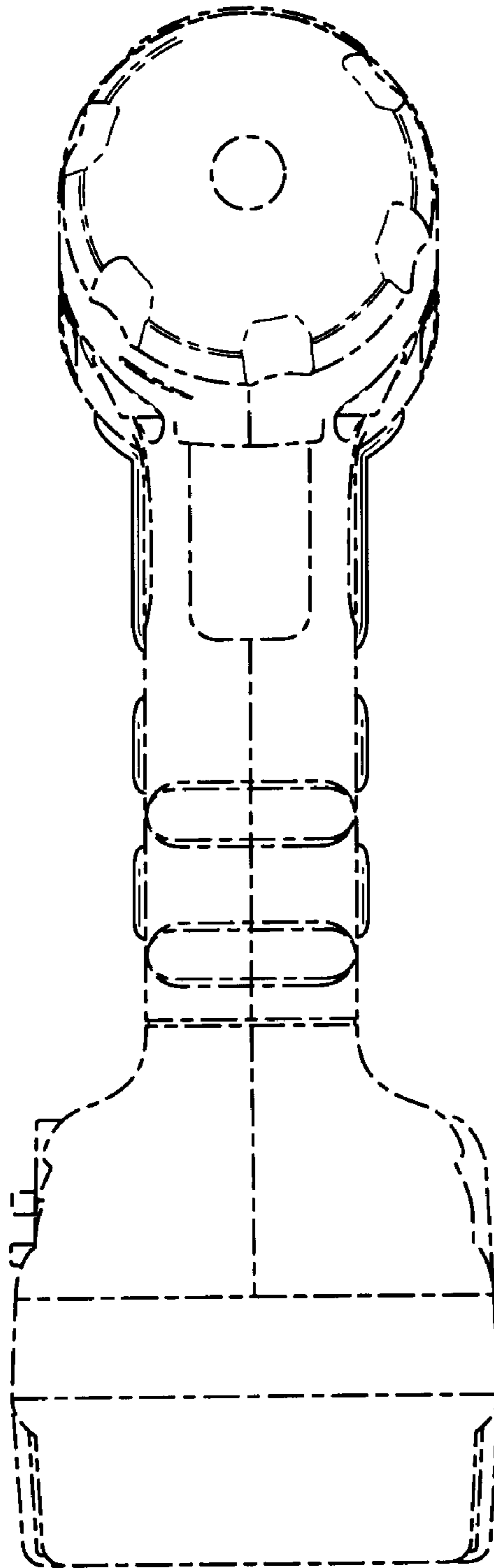


FIG. 4

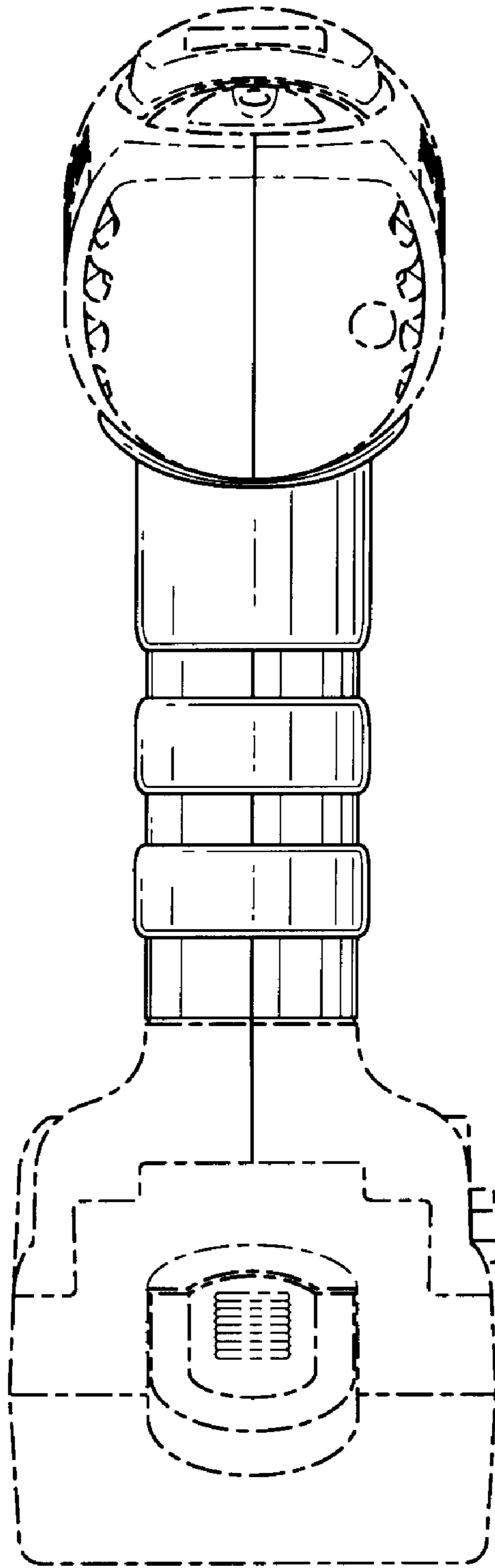


FIG. 5

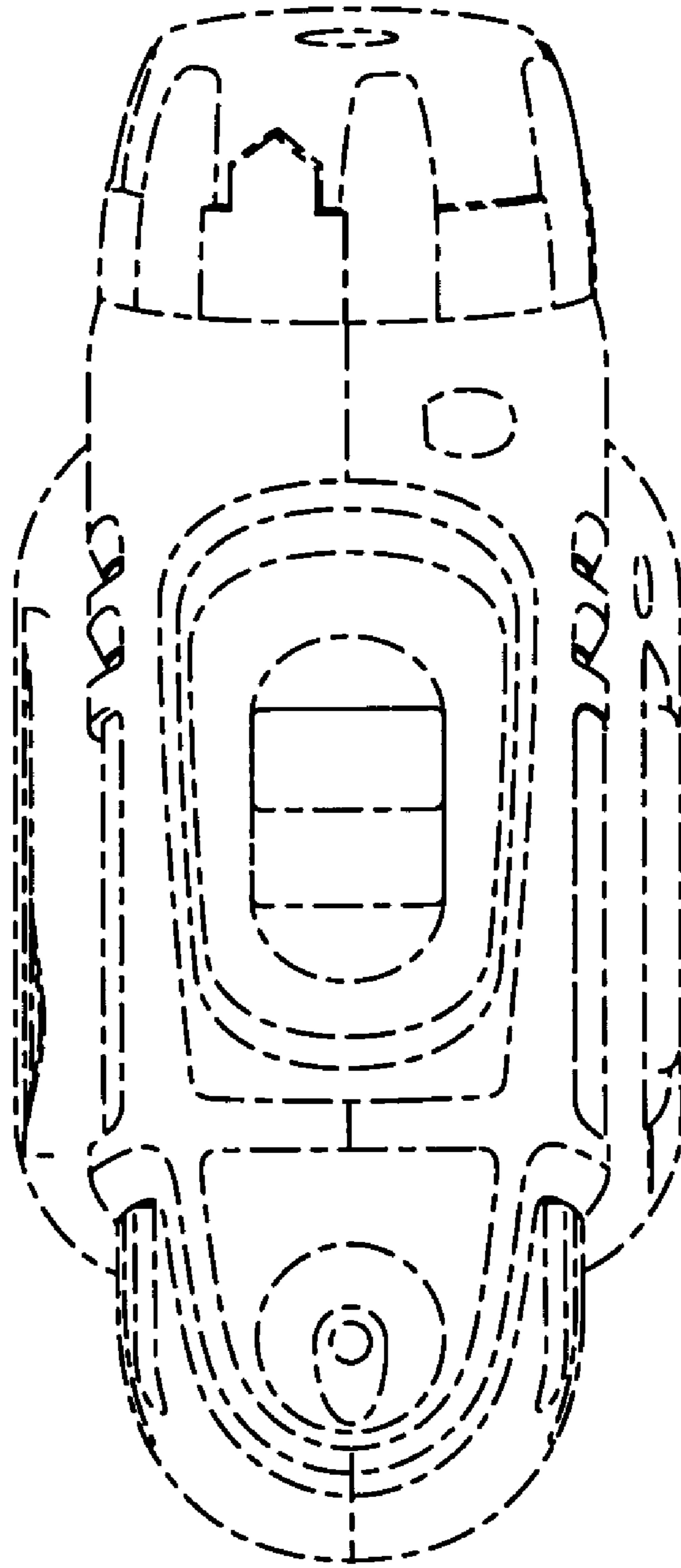


FIG. 6

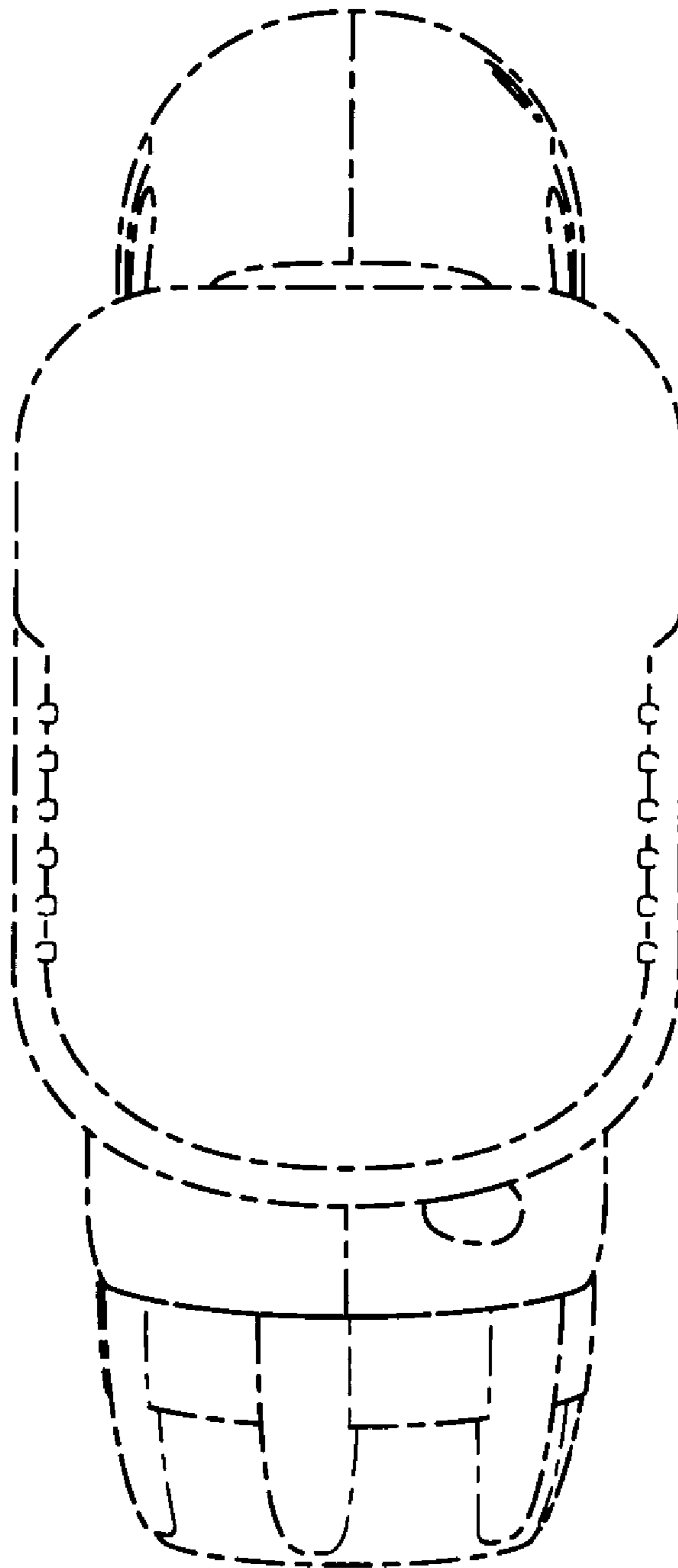


FIG. 7