

US00D523718S

(12) **United States Design Patent**
Yamamoto et al.

(10) **Patent No.:** **US D523,718 S**
(45) **Date of Patent:** **** Jun. 27, 2006**

(54) **PORTABLE ELECTRIC SAW**
(75) Inventors: **Yuji Yamamoto**, Anjo (JP); **Tomonobu Nashimoto**, Owariasahi (JP); **Tatsuo Nakashima**, Anjo (JP); **Toru Fukuoka**, Kariya (JP)
(73) Assignee: **Makita Corporation**, Anjo (JP)
(**) Term: **14 Years**

D302,785 S * 8/1989 Cunningham D8/64
D322,206 S * 12/1991 Fukuda et al. D8/64
D324,159 S * 2/1992 Fujita et al. D8/64
D334,522 S * 4/1993 Ogawa et al. D8/64
5,392,519 A * 2/1995 Inoue et al. 30/393
6,021,573 A * 2/2000 Kikuchi et al. 30/392
D437,757 S * 2/2001 Thomson et al. D8/61
D446,100 S * 8/2001 Heun D8/61
D477,758 S * 7/2003 Chunn et al. D8/64

* cited by examiner

(21) Appl. No.: **29/210,553**
(22) Filed: **Aug. 3, 2004**

Primary Examiner—Cathron C. Brooks
Assistant Examiner—Austin Murphy
(74) *Attorney, Agent, or Firm*—Lahive & Cockfield, LLP;
Anthony A. Laurentano, Esq.

(30) **Foreign Application Priority Data**
Feb. 3, 2004 (JP) 2004-006515

(57) **CLAIM**

(51) **LOC (8) Cl.** **08-03**
(52) **U.S. Cl.** **D8/64**
(58) **Field of Classification Search** D8/69,
D8/68, 67, 66, 65, 64, 62, 61; 30/92, 394,
30/393, 392, 377, 376, 371; 74/50, 49; 173/217,
173/216; 83/699.21; 446/145; D7/646
See application file for complete search history.

The ornamental design for a portable electric saw, as shown and described.

DESCRIPTION

(56) **References Cited**
U.S. PATENT DOCUMENTS
D197,606 S * 3/1964 Daber D7/646
3,203,095 A * 8/1965 Nelson 30/277.4
D238,547 S * 1/1976 Emerson D8/30
D298,601 S * 11/1988 Tsuji D7/646

FIG. 1 is a front side elevational view of a portable electric saw of our new design;
FIG. 2 is a rear side elevational view thereof;
FIG. 3 is a top plan view thereof;
FIG. 4 is a bottom plan view thereof;
FIG. 5 is a right side elevational view thereof;
FIG. 6 is a left side elevational view thereof; and,
FIG. 7 is perspective view thereof.

1 Claim, 7 Drawing Sheets

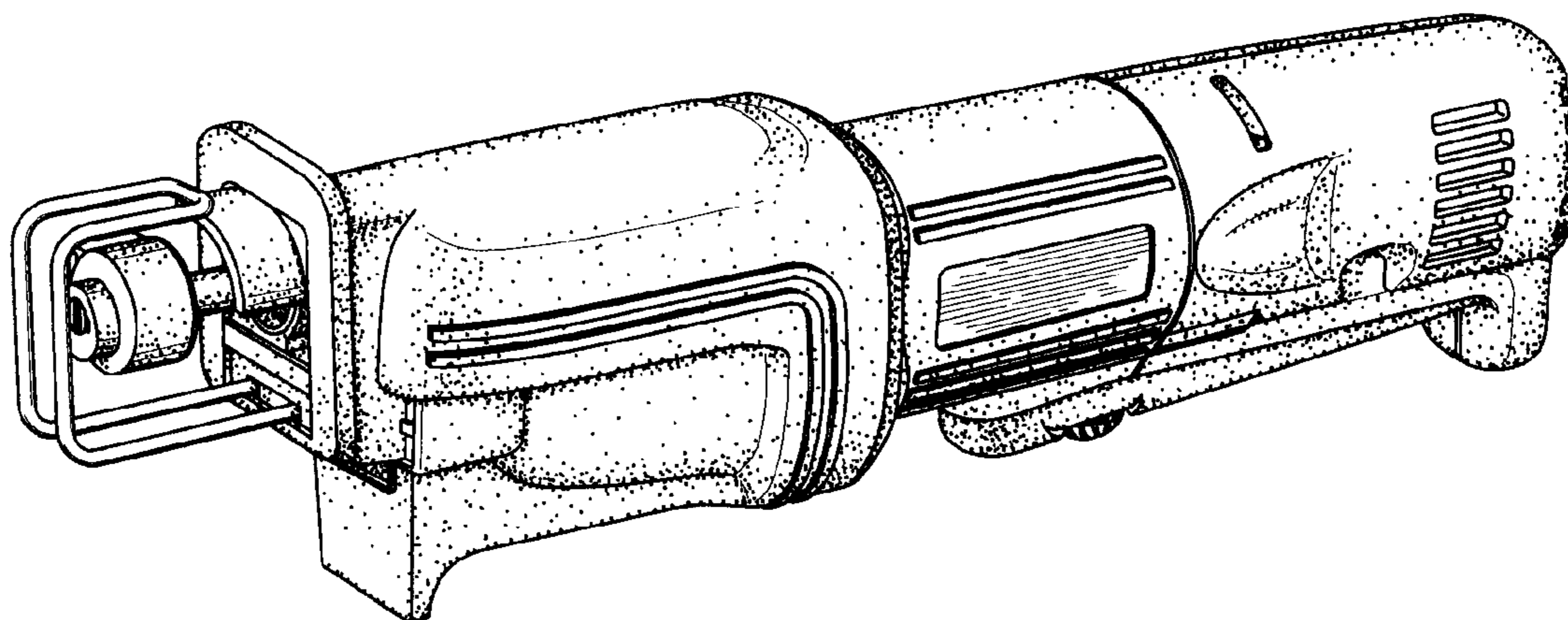


FIG. 1

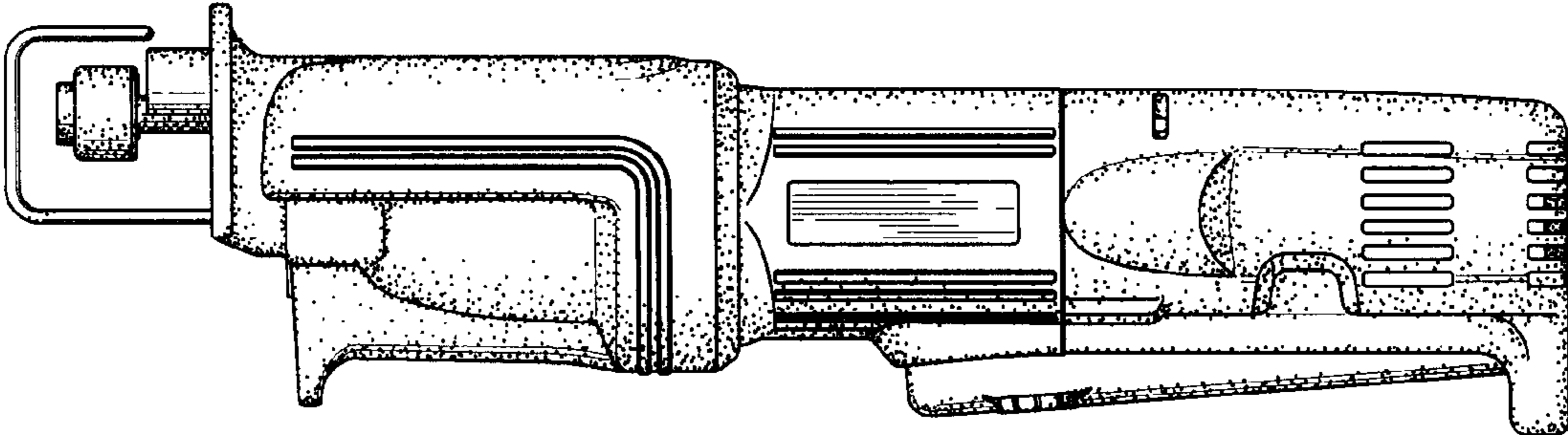


FIG. 2

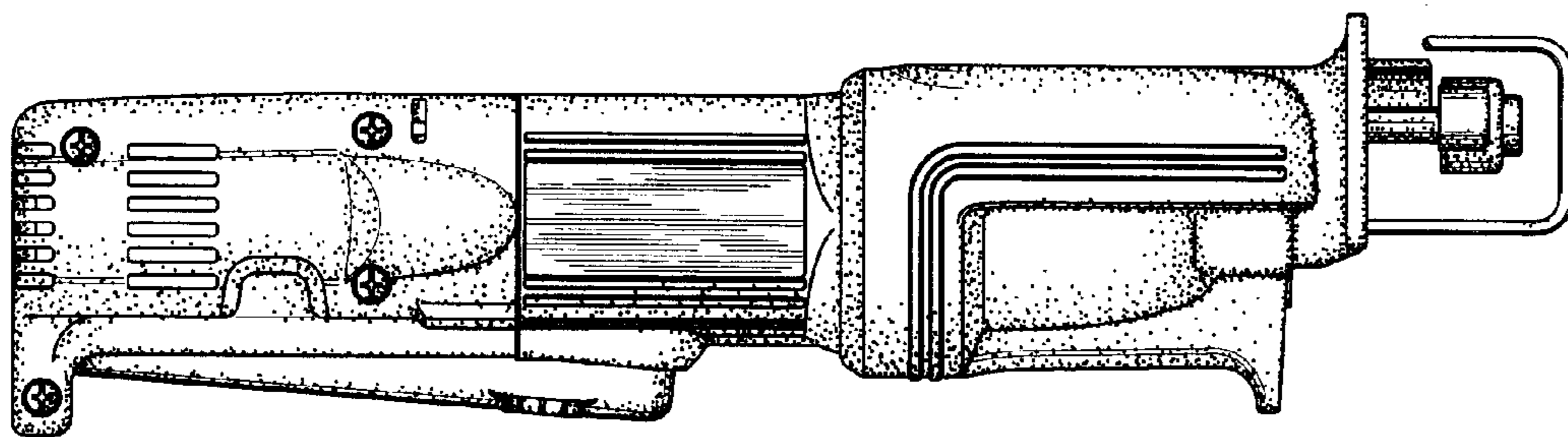


FIG. 3

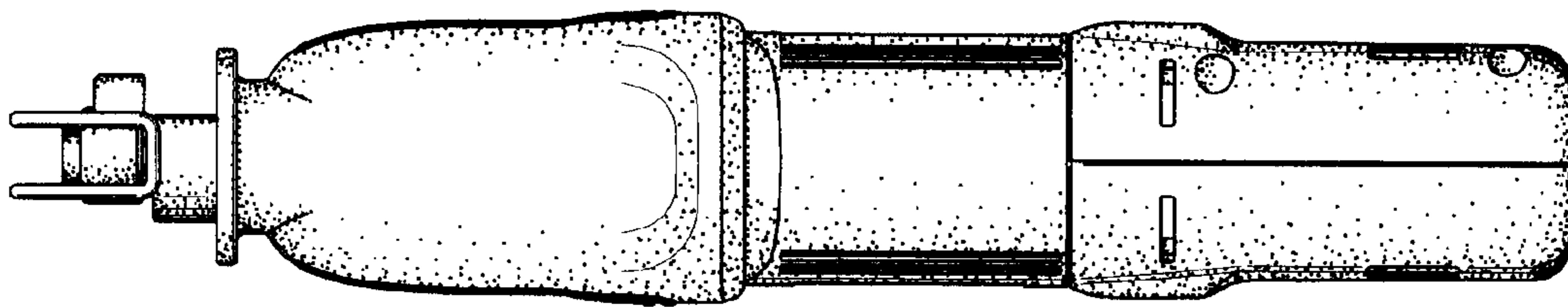


FIG. 4

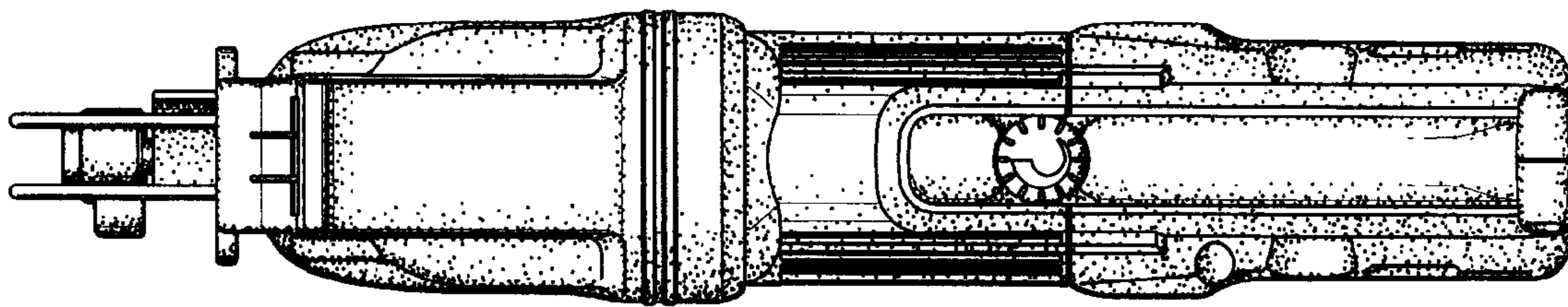


FIG. 5

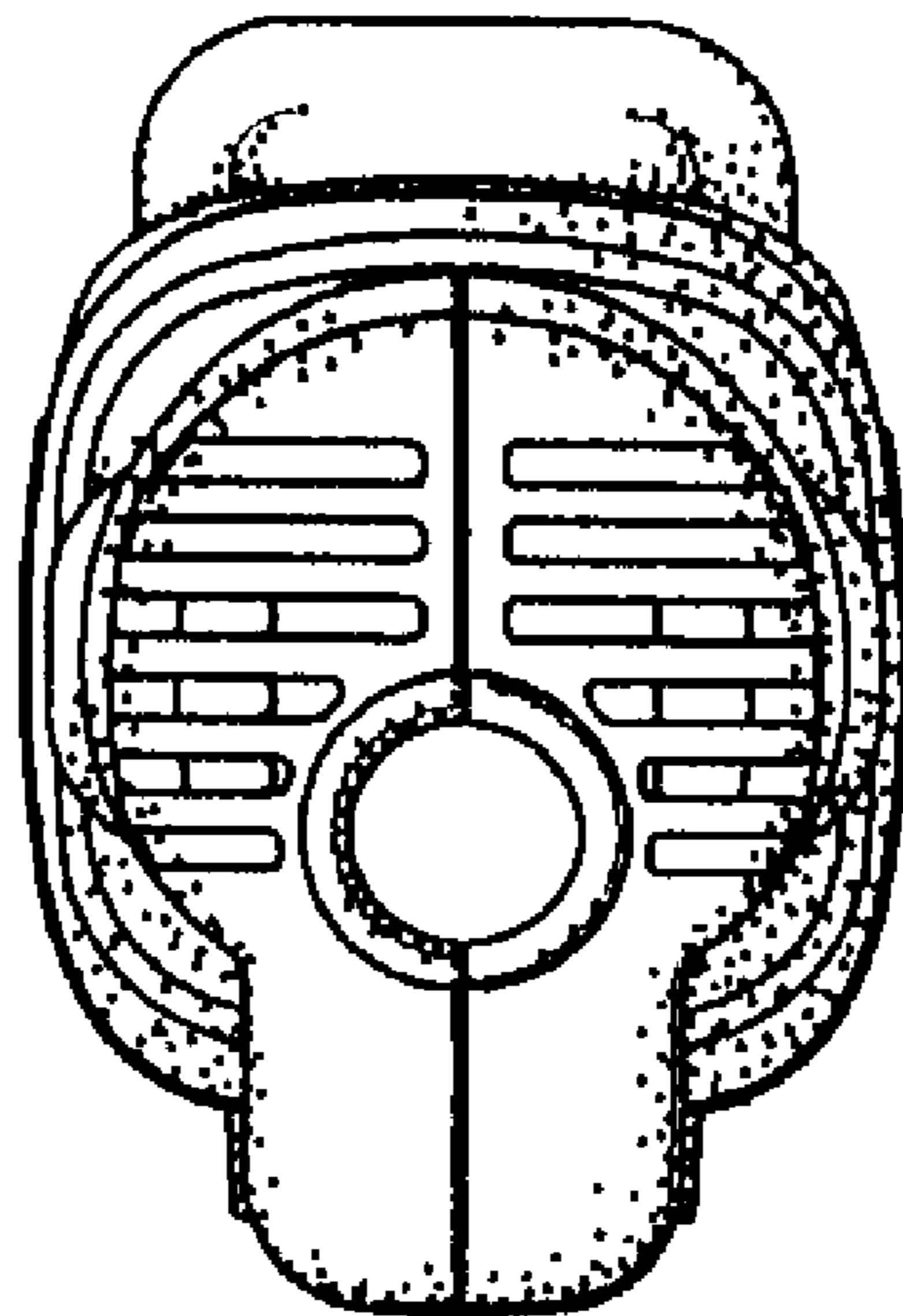


FIG. 6

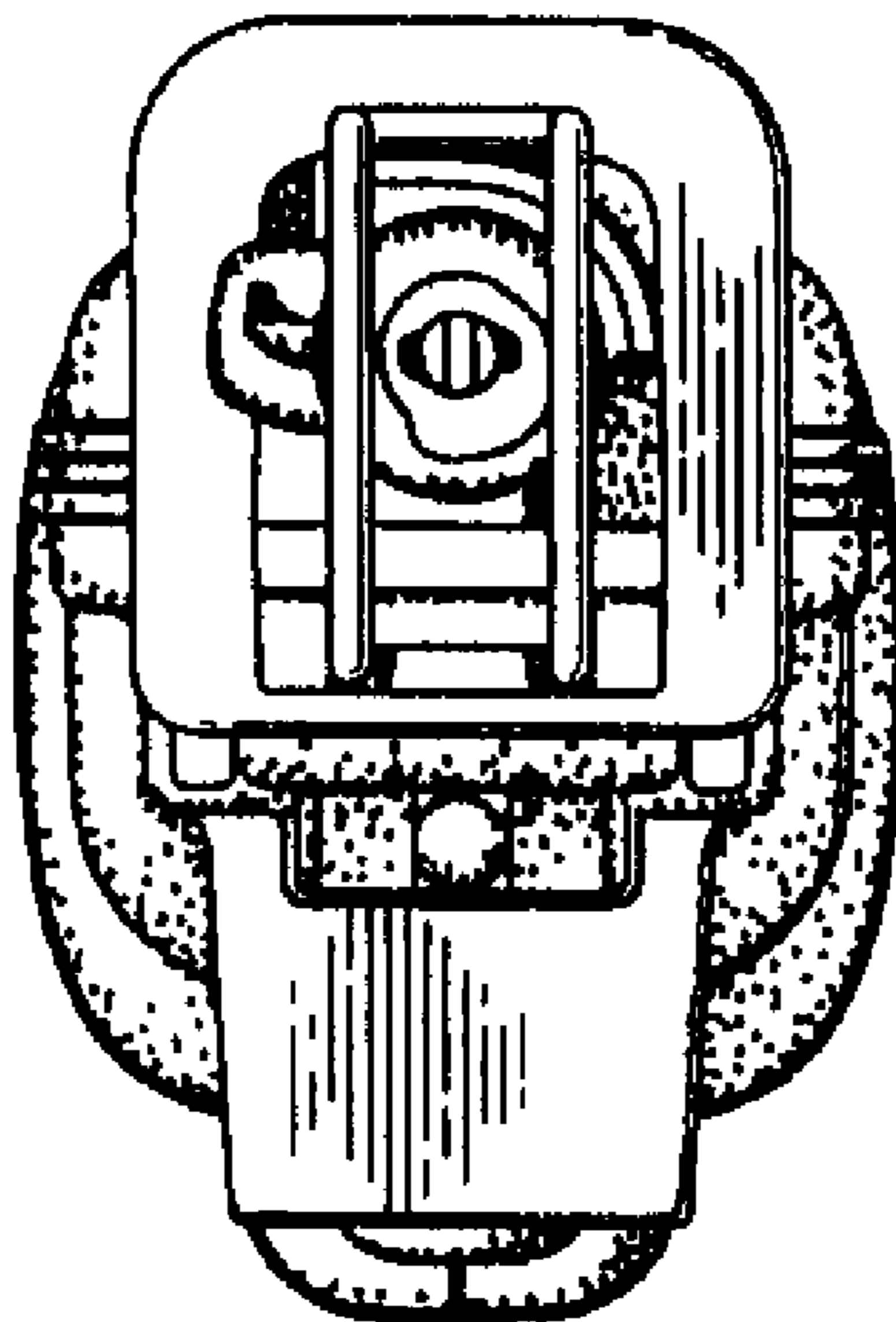


FIG. 7

