



US00D523700S

(12) **United States Design Patent**
Dodge et al.

(10) **Patent No.:** **US D523,700 S**
(45) **Date of Patent:** **** Jun. 27, 2006**

(54) **SANDWICH HOLDER**
(75) Inventors: **Angela N. Dodge**, Hoffman Estates, IL (US); **Paul A. Cogley**, Chicago, IL (US)
(73) Assignee: **Kraft Foods Holdings, Inc.**, Northfield, IL (US)
(**) Term: **14 Years**
(21) Appl. No.: **29/233,666**
(22) Filed: **Jul. 8, 2005**
(51) **LOC (8) Cl.** **07-06**
(52) **U.S. Cl.** **D7/601; D1/105**
(58) **Field of Classification Search** D7/601, D7/504; D1/102, 105; 211/85.4; 229/938, 229/87.08, 922, 103, 117, 146; 248/174, 248/176.1; 294/1.1, 25; 220/574, 4.23, 4.24, 220/6; 206/557; 219/725, 734
See application file for complete search history.

D263,786 S 4/1982 Kohan
4,509,674 A 4/1985 Levick
D282,338 S 1/1986 Putt
4,573,570 A 3/1986 Cortopassi
4,573,579 A * 3/1986 Murdick et al. 229/938
4,589,619 A 5/1986 Forbers, Jr.
4,603,825 A 8/1986 Kotliar
4,653,645 A * 3/1987 Thomas 248/174
4,936,479 A * 6/1990 Levy et al. 229/938
D318,984 S 8/1991 Wickham et al.
5,279,456 A 1/1994 Bernstein
D350,671 S * 9/1994 Asner D7/504
5,421,508 A 6/1995 Beales
5,518,169 A 5/1996 Beales
5,585,027 A 12/1996 Young
5,662,265 A 9/1997 Jensen
6,364,203 B1 4/2002 Toussant et al.
6,415,944 B1 7/2002 Toussant
2001/0001470 A1 5/2001 Toussant et al.
2003/0206997 A1 11/2003 Winkelman et al.
2004/0035863 A1 2/2004 Metcalf et al.

* cited by examiner

Primary Examiner—Terry A. Wallace
(74) *Attorney, Agent, or Firm*—Fitch, Even, Tabin & Flannery

(56) **References Cited**

U.S. PATENT DOCUMENTS

798,264 A 8/1905 Carrier
1,945,397 A 1/1934 Gray
D118,305 S * 12/1939 Garson D9/432
2,252,297 A 8/1941 MacIntyre
2,274,344 A * 2/1942 Palmer 229/87.08
2,468,306 A 4/1949 Norden
3,294,229 A 12/1966 McConnell et al.
3,446,416 A 5/1969 Epstein
3,610,512 A 10/1971 Hermalin
4,270,660 A * 6/1981 Putt 211/85.4

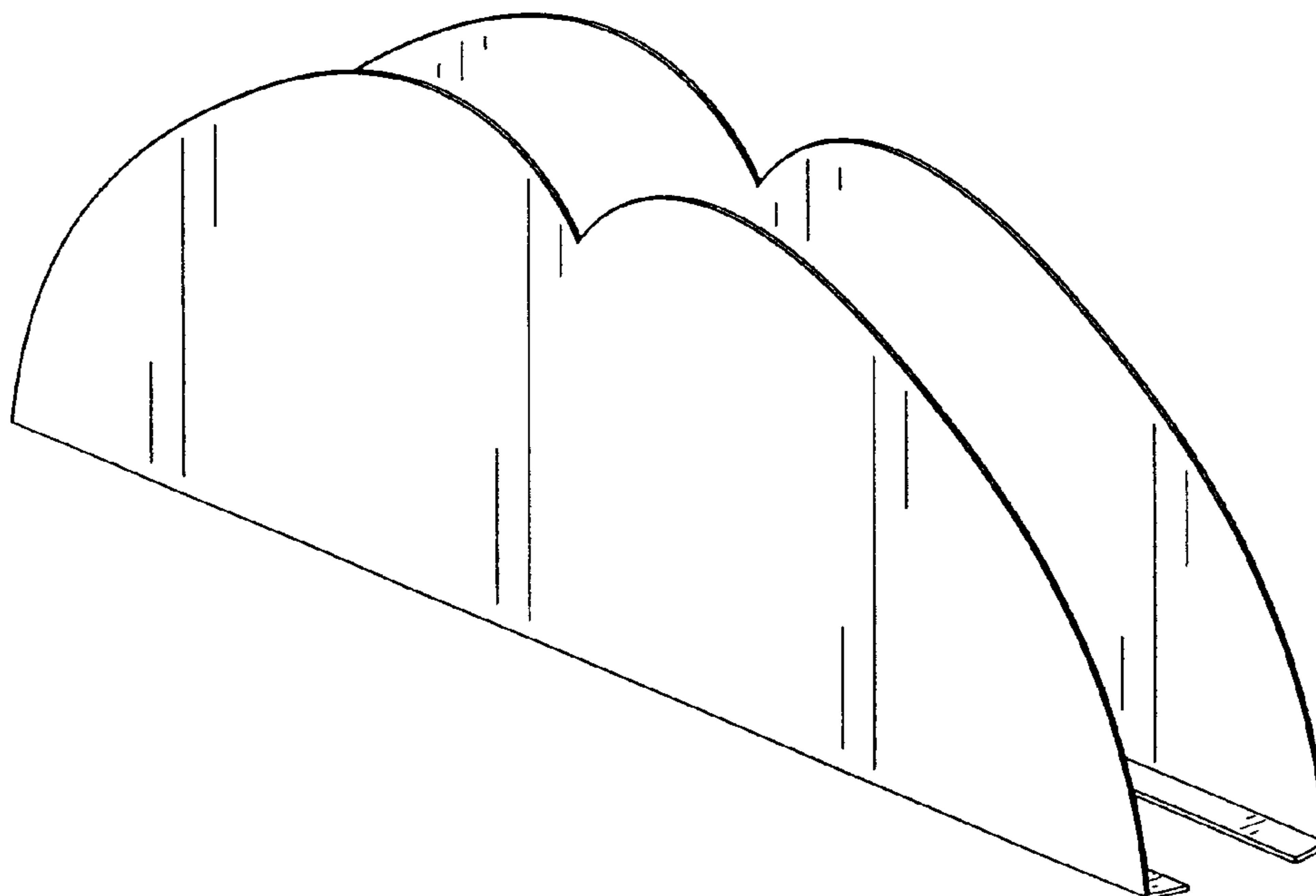
(57) **CLAIM**

The ornamental design for a sandwich holder, as shown and described.

DESCRIPTION

FIG. 1 is a perspective view of a sandwich holder showing our new design; and, FIG. 2 is a top plan view thereof.

1 Claim, 2 Drawing Sheets



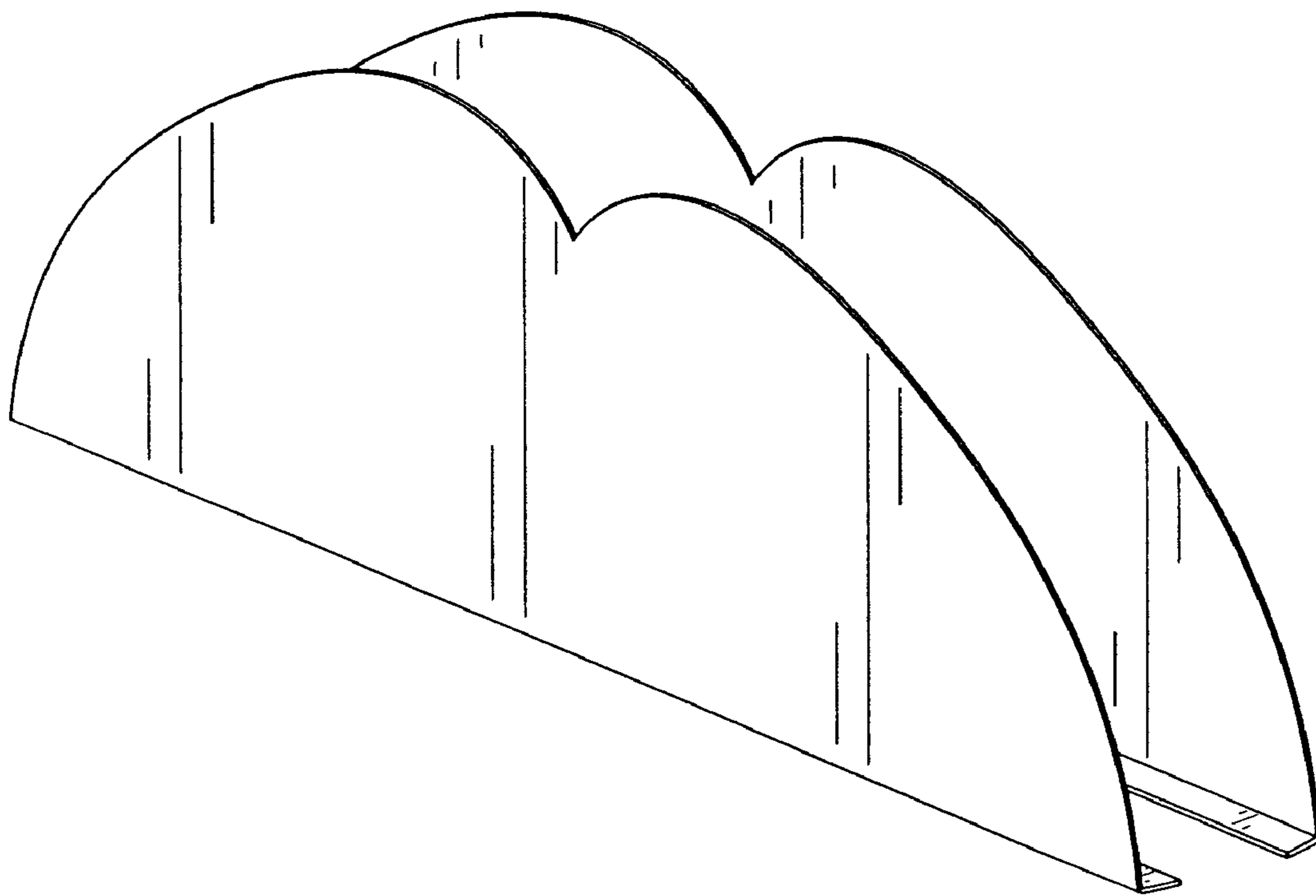


FIG. 1

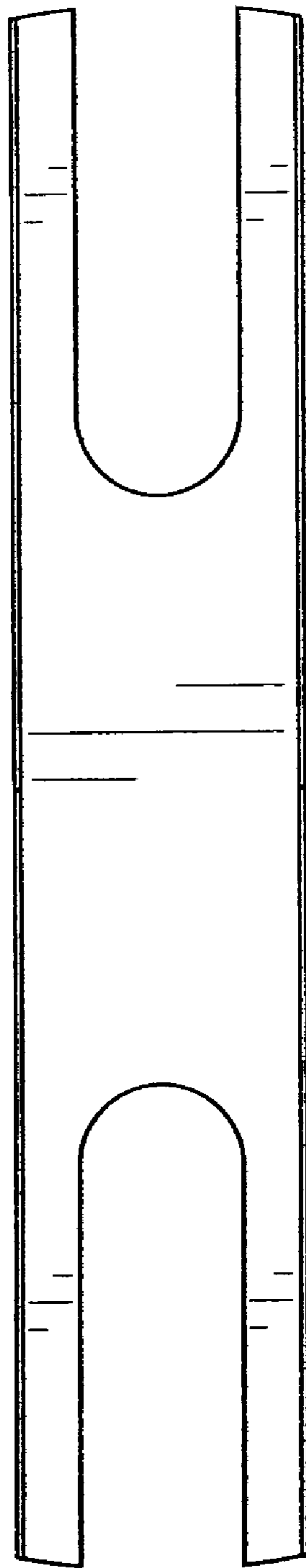


FIG. 2