



US00D523685S

(12) **United States Design Patent**
Jung et al.

(10) **Patent No.:** **US D523,685 S**

(45) **Date of Patent:** **** Jun. 27, 2006**

(54) **OVEN RANGE**

D495,919 S * 9/2004 De Mello D7/340
D511,926 S * 11/2005 Baldwin D7/340

(75) Inventors: **Wook Jun Jung**, Pusan (KR); **Young Don Kim**, Kyunggi-do (KR)

* cited by examiner

(73) Assignee: **LG Electronics Inc.**, Seoul (KR)

Primary Examiner—Catherine R. Oliver

(**) Term: **14 Years**

(74) *Attorney, Agent, or Firm*—Birch, Stewart, Kolasch & Birch, LLP

(21) Appl. No.: **29/228,641**

(57) **CLAIM**

(22) Filed: **Apr. 27, 2005**

We claim the ornamental design for oven range, as shown and described.

(30) **Foreign Application Priority Data**

Oct. 28, 2004 (KR) 30-2004-0033087

DESCRIPTION

(51) **LOC (8) Cl.** **07-02**

FIG. 1 is a perspective view of oven range showing the new design:

(52) **U.S. Cl.** **D7/340**

FIG. 2 is a front elevation view thereof;

(58) **Field of Classification Search** D7/340,
D7/339-348, 402-408; 126/39 B, 39 C,
126/39 R, 19 R, 273 R, 50

FIG. 3 is a rear elevation view thereof;

See application file for complete search history.

FIG. 4 is a left-side elevation view thereof;

FIG. 5 is a right-side elevation view thereof;

FIG. 6 is a top plan view thereof; and,

FIG. 7 is a bottom plan view thereof.

(56) **References Cited**

U.S. PATENT DOCUMENTS

D374,372 S * 10/1996 Holbrook, Jr. D7/340

1 Claim, 5 Drawing Sheets




FIG. 1




FIG. 2




FIG. 3




FIG. 4

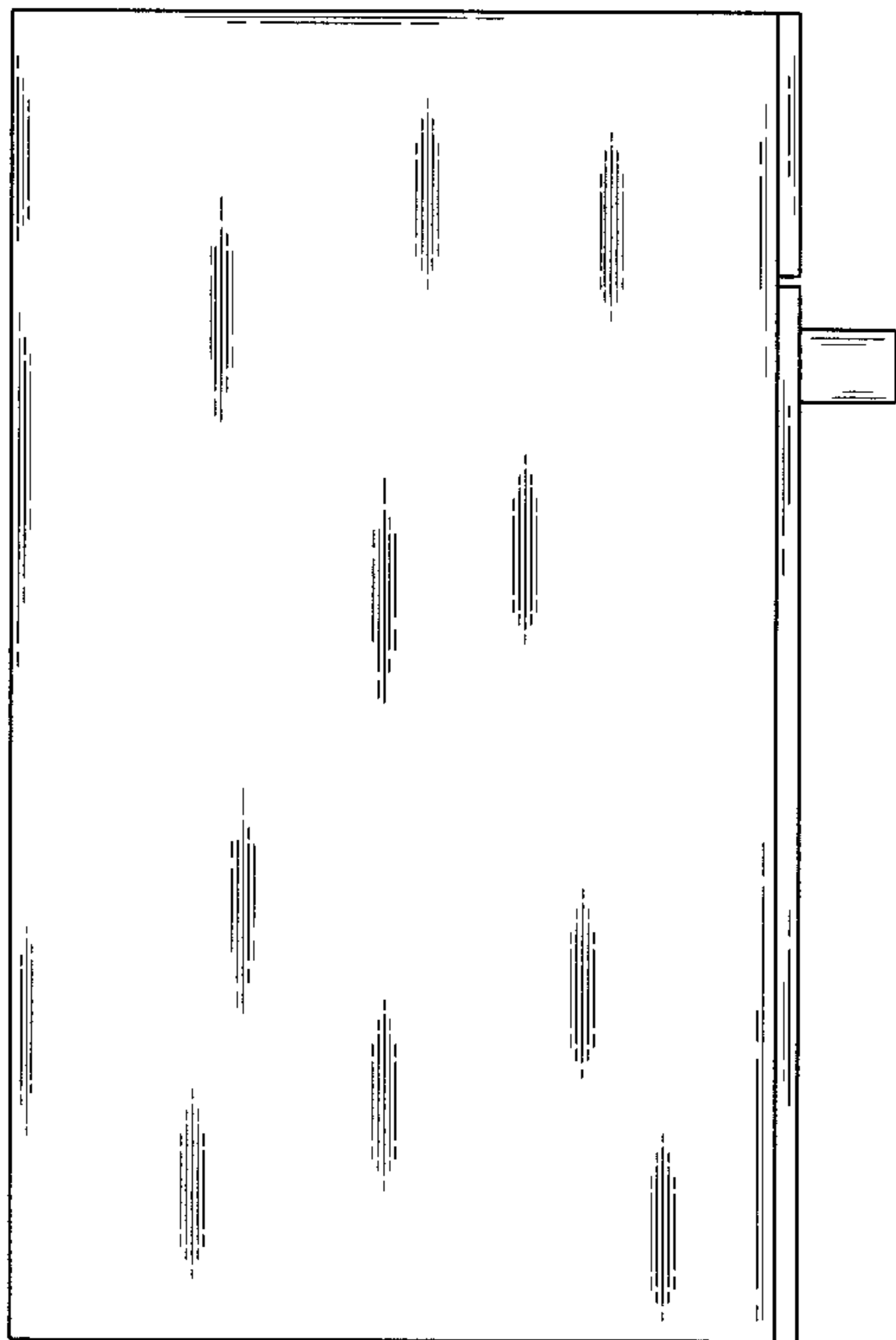


FIG. 5

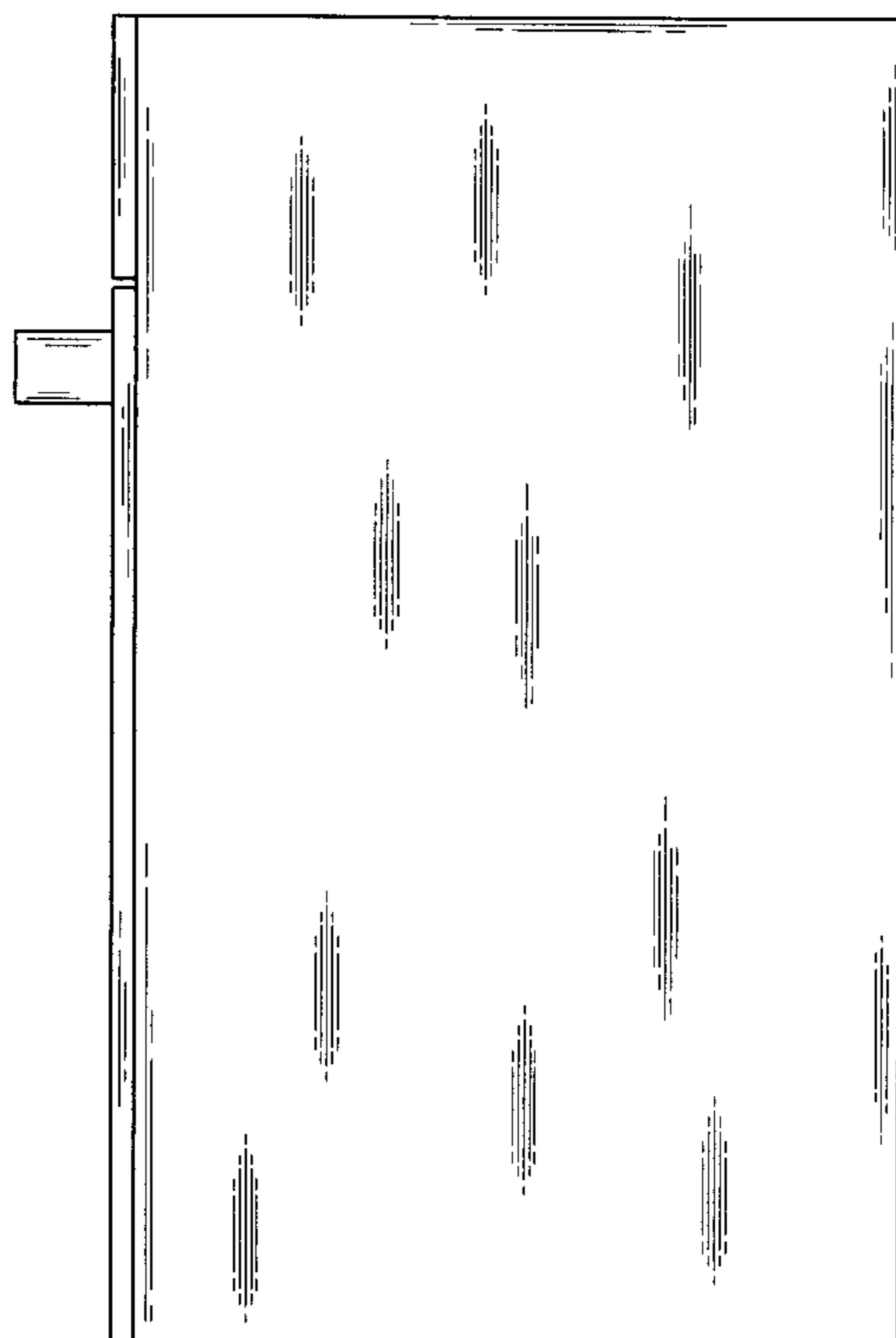


FIG. 6

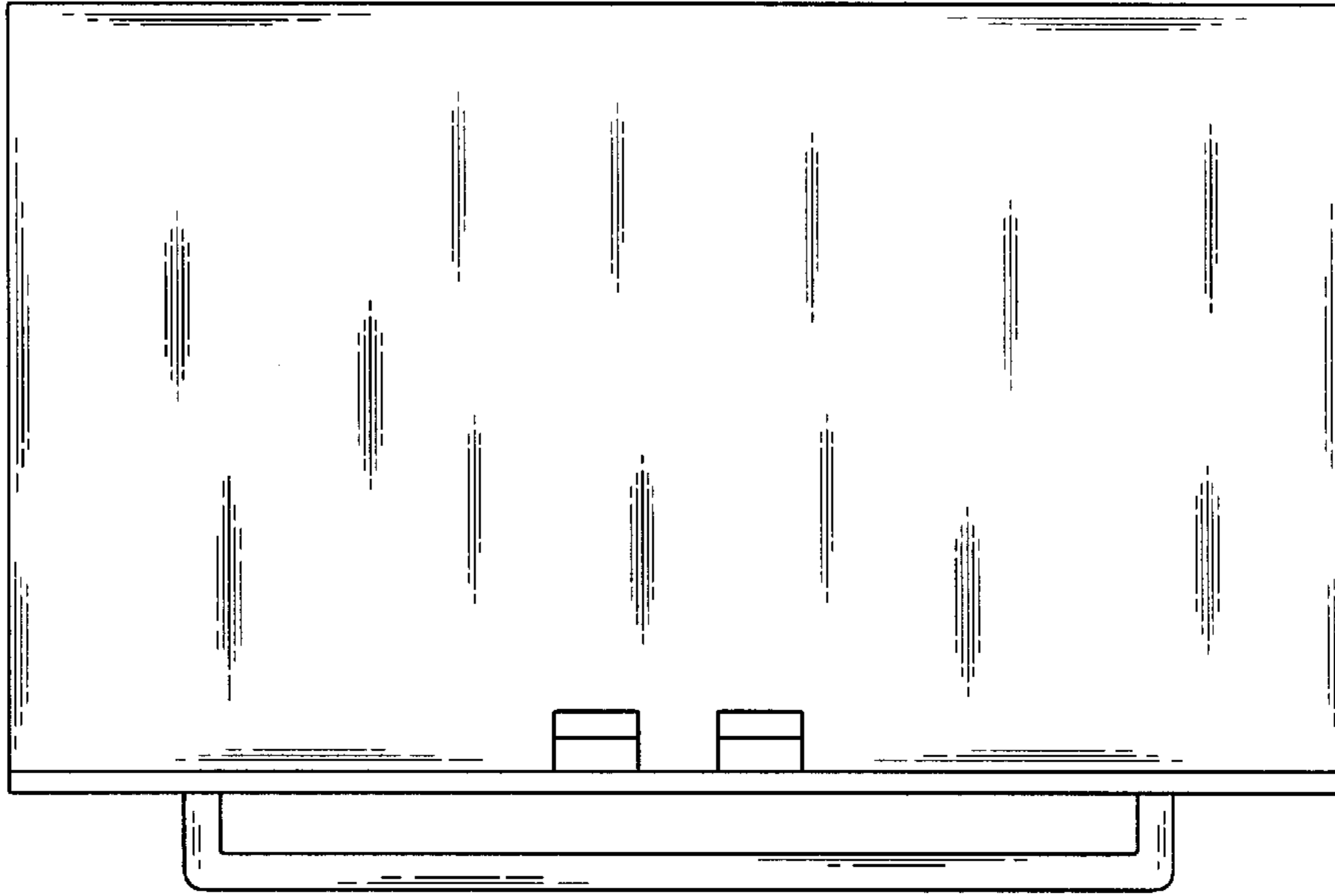


FIG. 7

