

US00D523678S

(12) **United States Design Patent**  
**Ferber et al.**

(10) **Patent No.:** **US D523,678 S**  
(45) **Date of Patent:** **\*\* Jun. 27, 2006**

(54) **PILLOW**

(75) Inventors: **Roman S. Ferber**, West Bloomfield, MI (US); **Sun Yu**, Rochester Hills, MI (US); **Russell T. Brzezinski**, Berkley, MI (US); **Barbara A. Westfield**, Waterford, MI (US)

(73) Assignee: **HoMedics, Inc.**, Commerce Township, MI (US)

(\*\*) Term: **14 Years**

(21) Appl. No.: **29/219,200**

(22) Filed: **Dec. 14, 2004**

(51) **LOC (8) Cl.** ..... **06-09**

(52) **U.S. Cl.** ..... **D6/601**

(58) **Field of Classification Search** ..... D6/334, D6/595, 596, 601, 604; 5/617, 621, 622, 5/632, 636, 640, 644, 645, 652, 655, 490  
See application file for complete search history.

(56) **References Cited**

**U.S. PATENT DOCUMENTS**

1,385,355	A	*	7/1921	Banks	.....	5/636
3,849,810	A	*	11/1974	Degen	.....	5/640
4,393,530	A	*	7/1983	Stark	.....	5/640
D273,071	S	*	3/1984	Stark	.....	D6/601
4,550,459	A	*	11/1985	Endel et al.	.....	5/640
4,660,239	A	*	4/1987	Thomas	.....	5/645
D295,936	S	*	5/1988	Sanders	.....	D6/601
5,038,432	A	*	8/1991	Robillard et al.	.....	5/645
D351,526	S	*	10/1994	Tarquinio	.....	D6/604
5,809,594	A	*	9/1998	Isogai	.....	5/645
5,898,963	A	*	5/1999	Larson	.....	5/644
5,918,335	A	*	7/1999	Han	.....	5/655

D416,160	S	*	11/1999	Garcia, Sr.	.....	D6/601
D432,342	S	*	10/2000	Popek et al.	.....	D6/601
6,427,268	B1	*	8/2002	Davis	.....	5/490
6,691,352	B1	*	2/2004	Wang	.....	5/636
2002/0138908	A1	*	10/2002	Wang	.....	5/636

**OTHER PUBLICATIONS**

www.mogu.com, 2003.

\* cited by examiner

*Primary Examiner*—Robert M. Spear

*Assistant Examiner*—Mary Ann Calabrese

(74) *Attorney, Agent, or Firm*—Brooks Kushman P.C.

(57) **CLAIM**

The ornamental design for a pillow, as shown and described.

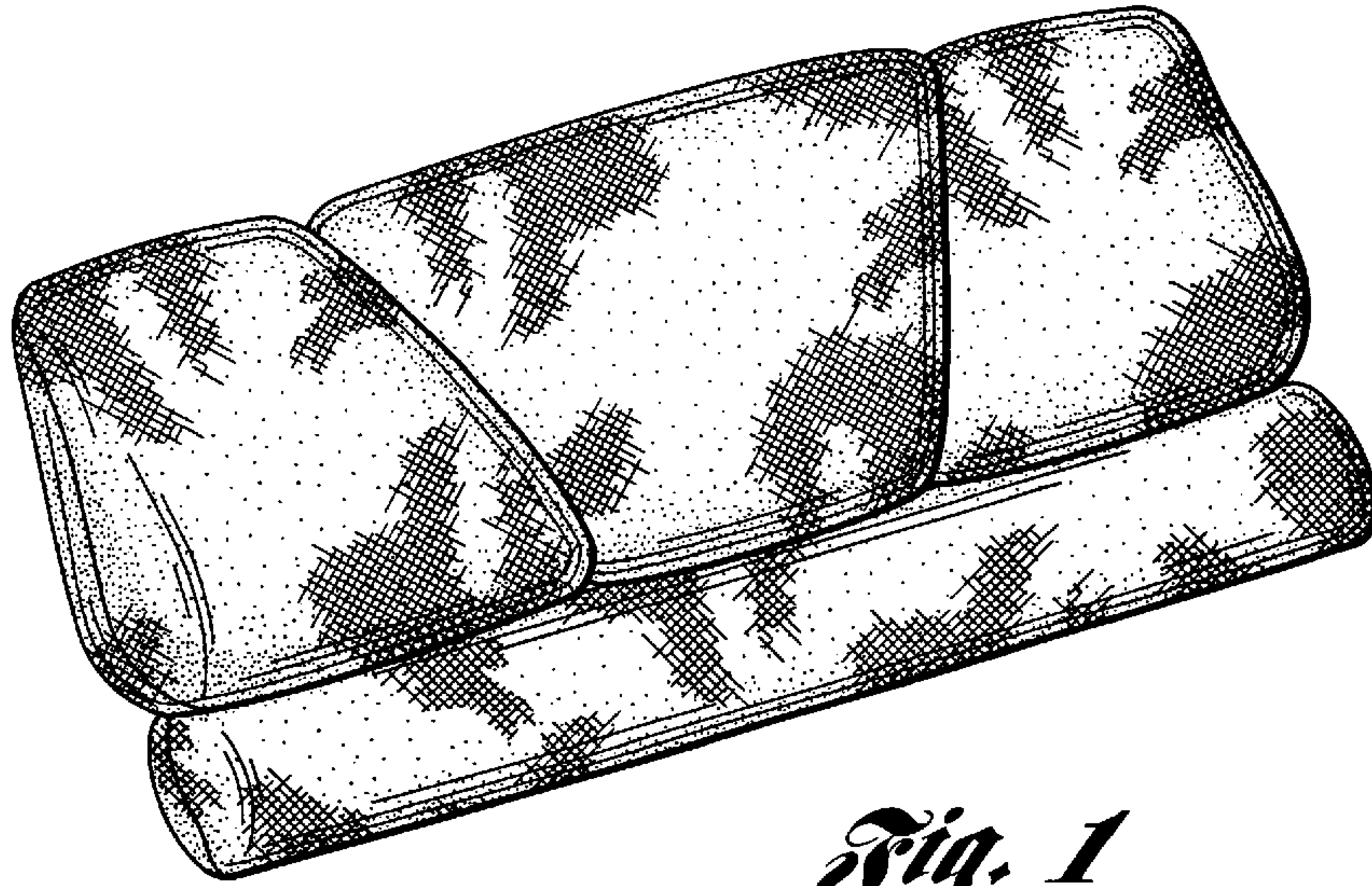
**DESCRIPTION**

FIG. 1 is a perspective view of a pillow according to the present invention; FIG. 2 is a front elevational view of the pillow of FIG. 1, the rear elevational view being identical thereto; FIG. 3 is a top plan view of the pillow of FIG. 1; FIG. 4 is a bottom plan view of the pillow of FIG. 1; FIG. 5 is a right side elevational view of the pillow of FIG. 1, the left side elevational view being identical thereto; FIG. 6 is a perspective view of a second embodiment of a pillow according to the present invention; FIG. 7 is a front elevational view of the pillow of FIG. 6, the rear elevational view being identical thereto; FIG. 8 is a top plan view of the pillow of FIG. 6; FIG. 9 is a bottom plan view of the pillow of FIG. 6; and, FIG. 10 is a right side elevational view of the pillow of FIG. 6, the left side elevational view being identical thereto.


**1 Claim, 2 Drawing Sheets**



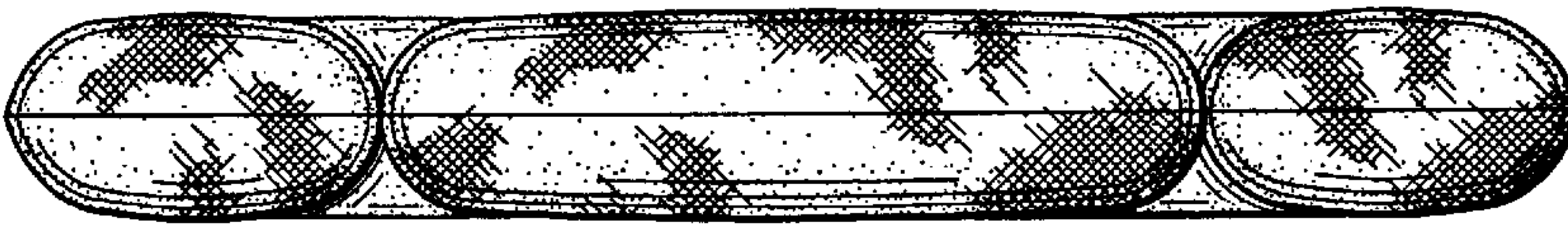





*Fig. 1*



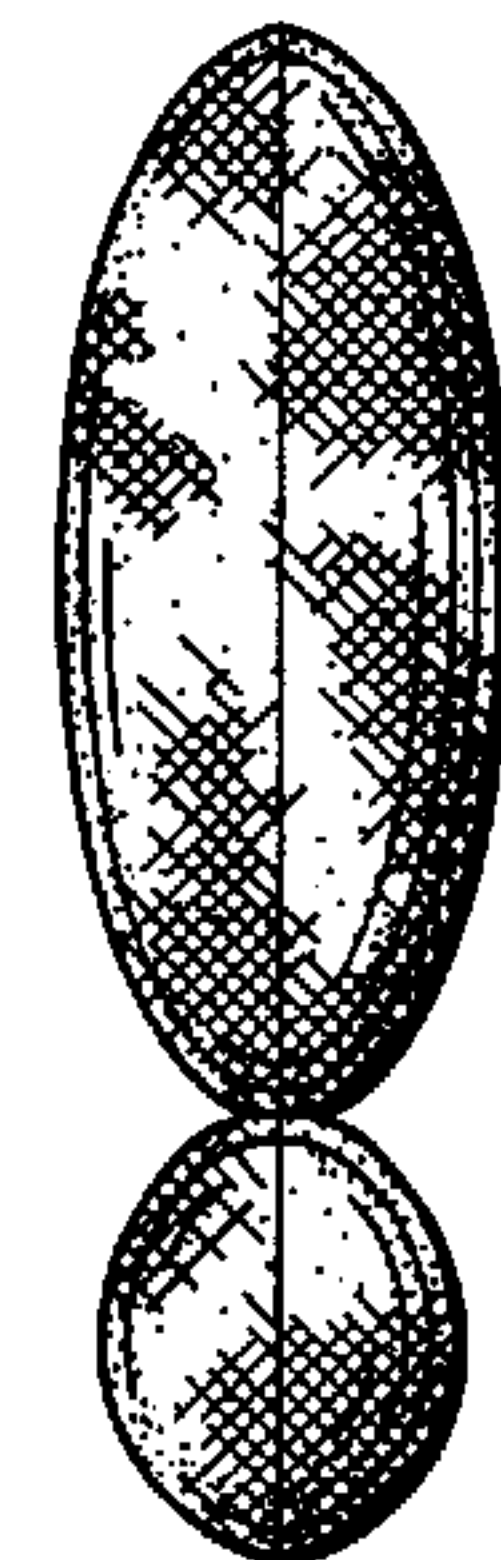
*Fig. 2*



*Fig. 3*

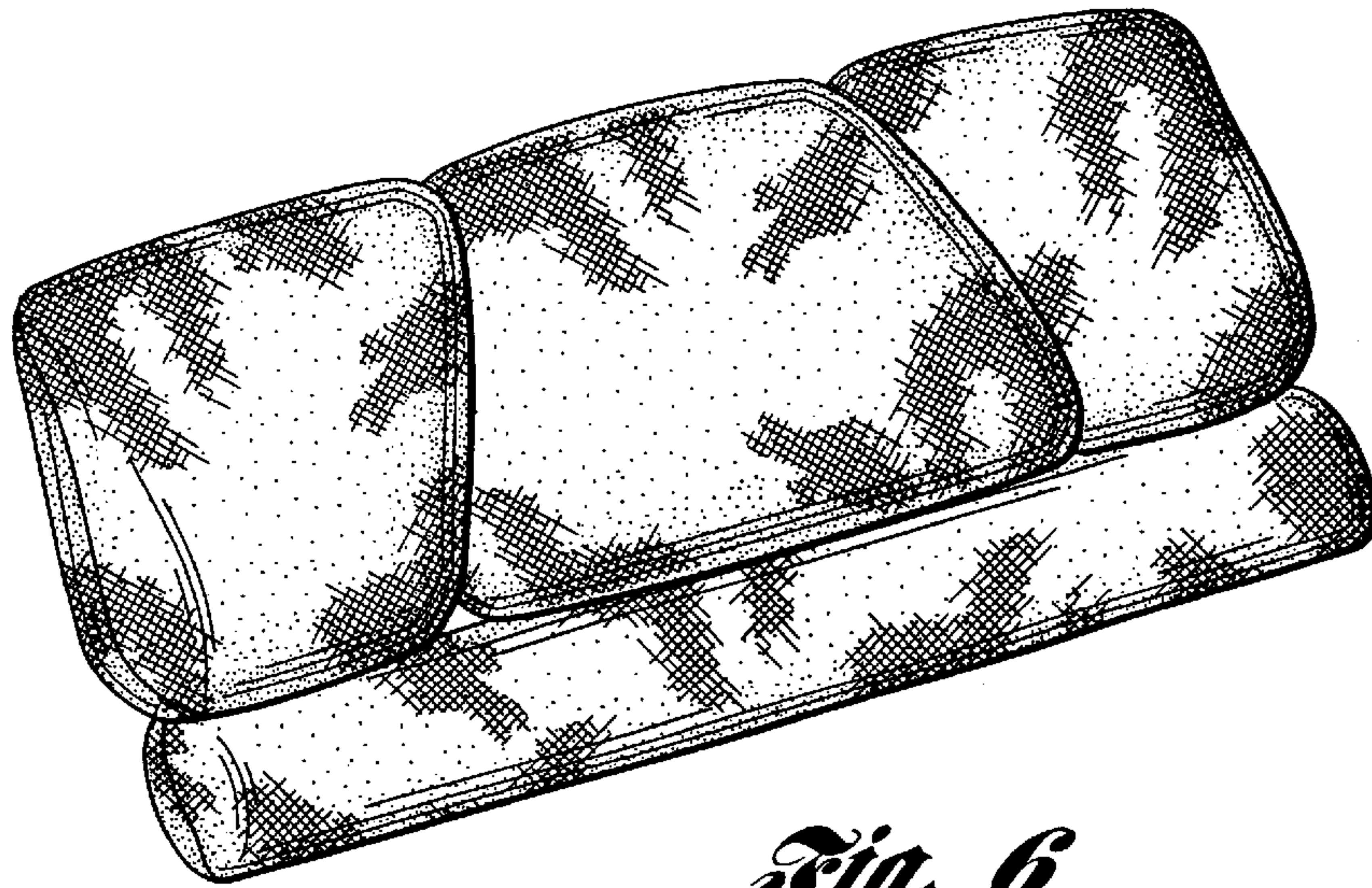


*Fig. 4*




*Fig. 5*

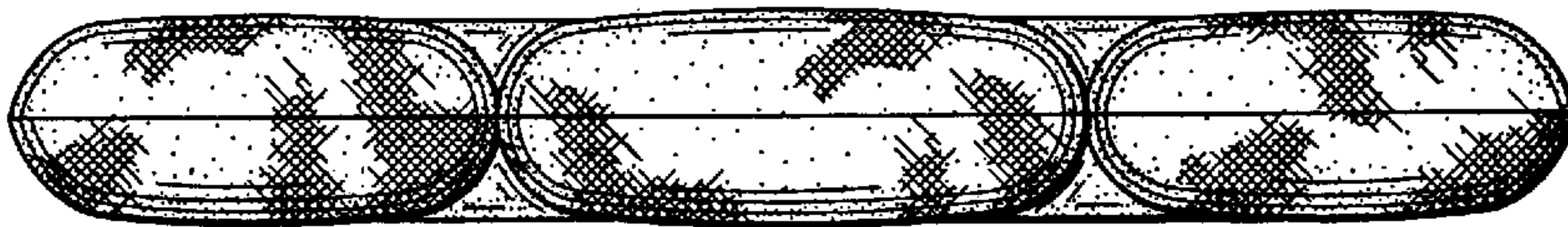




*Fig. 6*



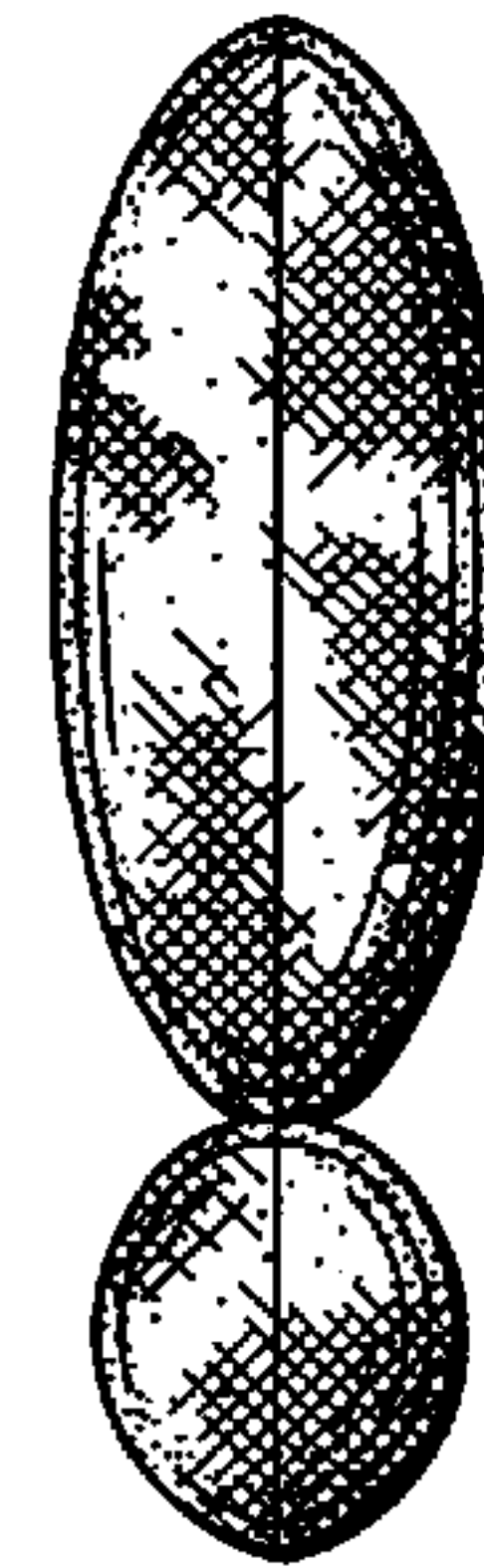
*Fig. 7*



*Fig. 8*



*Fig. 9*



*Fig. 10*