



US00D523671S

(12) **United States Design Patent**
Edwards

(10) **Patent No.:** **US D523,671 S**
(45) **Date of Patent:** **** Jun. 27, 2006**

(54) **BAG DISPENSER**

(76) Inventor: **Timothy Edwards**, 601 Hoska Dr., Del Mar, CA (US) 92014

(**) Term: **14 Years**

(21) Appl. No.: **29/218,943**

(22) Filed: **Dec. 8, 2004**

(51) **LOC (8) Cl.** **20-02**

(52) **U.S. Cl.** **D6/518**

(58) **Field of Classification Search** D6/515-523;
206/225, 233, 389, 391, 812, 824; 211/13.1,
211/45; 222/173, 180; 221/26, 33, 282-283;
224/925; 242/570, 590; 248/309.1, 309.2,
248/905; D12/17, 19

See application file for complete search history.

(56) **References Cited**

U.S. PATENT DOCUMENTS

D89,164 S * 2/1933 Abel D9/609
D89,968 S * 5/1933 Marks D9/609
D123,440 S * 11/1940 Vivaudou et al. D9/609
D199,418 S * 10/1964 Katz D9/609

D284,458 S * 7/1986 Close D11/158
D321,640 S * 11/1991 Ferrero D9/609
D360,788 S * 8/1995 Cousins D6/515
D464,179 S * 10/2002 Petersen et al. D6/515
D467,688 S * 12/2002 Yamazaki D21/611
D480,243 S * 10/2003 Edwards et al. D6/515
D498,955 S * 11/2004 Edwards D6/515

* cited by examiner

Primary Examiner—Brian N Vinson

(74) *Attorney, Agent, or Firm*—Kelly Lowry & Kelley, LLP


(57) **CLAIM**

The ornamental design for a bag dispenser, as shown.

DESCRIPTION

FIG. 1 is a front, top and right-side perspective view of a bag dispenser embodying my new design;
FIG. 2 is a front elevational view thereof;
FIG. 3 is a rear elevational view thereof;
FIG. 4 is a right-side elevational view thereof;
FIG. 5 is a left-side elevational view thereof; and,
FIG. 6 is a top plan view thereof.

1 Claim, 2 Drawing Sheets






FIG. 1




FIG. 2

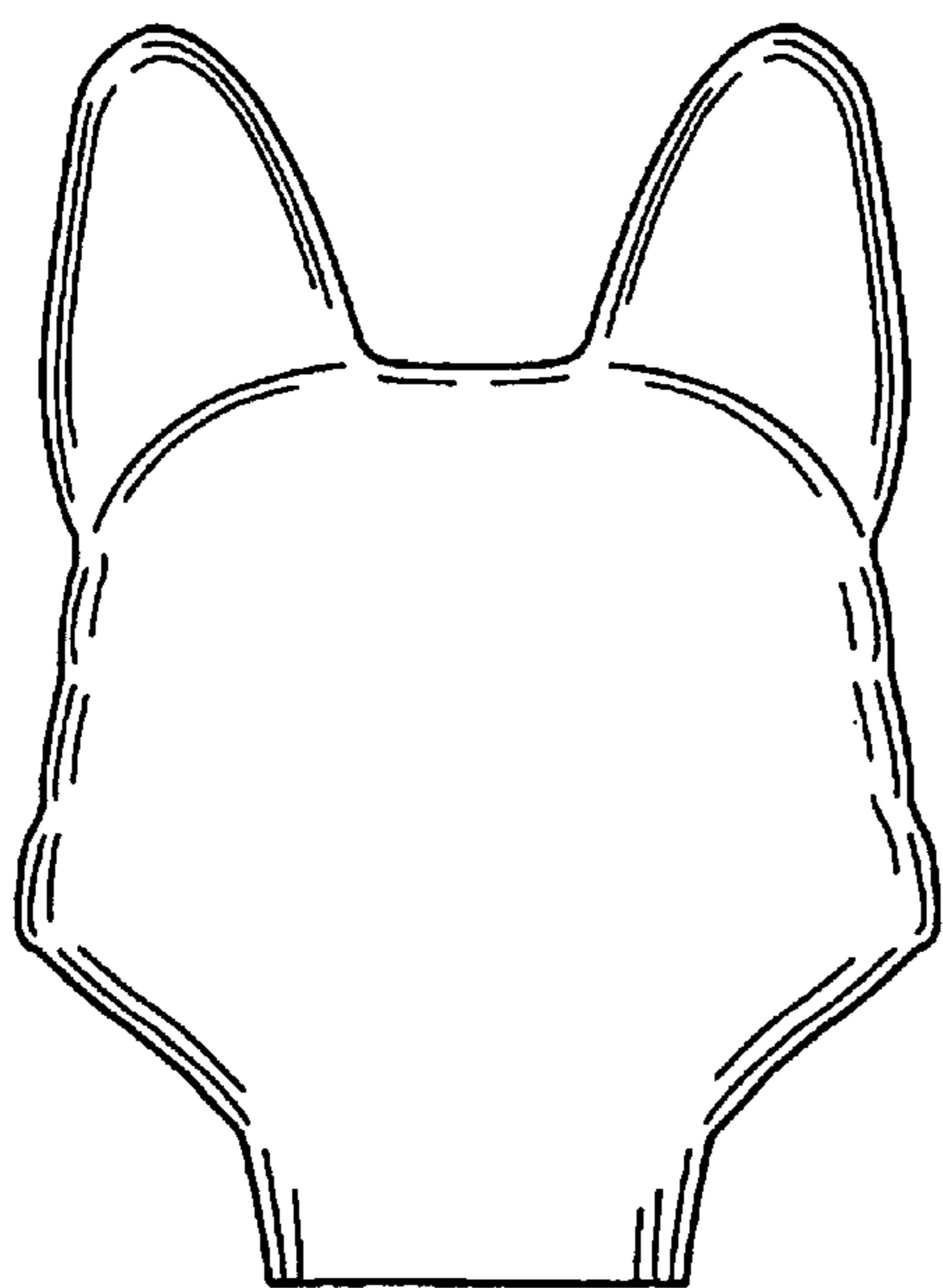


FIG. 3



FIG. 4



FIG. 5



FIG. 6