



US00D523654S

(12) **United States Design Patent**
Jourdan

(10) **Patent No.:** **US D523,654 S**
(45) **Date of Patent:** **** Jun. 27, 2006**

- (54) **SOFA**
- (75) Inventor: **Eric Jourdan**, Paris (FR)
- (73) Assignee: **Roset**, De Briord (FR)
- (**) Term: **14 Years**
- (21) Appl. No.: **29/207,484**
- (22) Filed: **Jun. 15, 2004**
- (30) **Foreign Application Priority Data**
Jan. 7, 2004 (EP) 000125976
- (51) **LOC (8) Cl.** **06-01**
- (52) **U.S. Cl.** **D6/381**
- (58) **Field of Classification Search** D6/334-336,
D6/381, 364, 500-502; 297/232, 445.1, 446.1;
5/12.1
See application file for complete search history.

- D399,350 S * 10/1998 Hudson et al. D6/334
- D495,518 S * 9/2004 Ricci D6/381
- D499,568 S * 12/2004 Ricci D6/381
- D509,370 S * 9/2005 Natuzzi D6/334

OTHER PUBLICATIONS

- Primanno advertisement, 3 pgs.*
- Brayoton International Collection Brochure, p. 3, 1986, 2 pgs.*
- Desmond Sofa, Scan furniture advertisement, 2002, 2 pgs.*

* cited by examiner

Primary Examiner—Sandra S. Snapp
(74) *Attorney, Agent, or Firm*—Matthews, Shepard, McKay & Bruneau, P.A.

(57) **CLAIM**

I claim, the ornamental design for a sofa, as shown and described.


DESCRIPTION

- FIG. 1 is a front elevational view, showing my new design for a sofa.
- FIG. 2 is a right side elevational view thereof.
- FIG. 3 is a left side elevational view thereof.
- FIG. 4 is a rear view thereof.
- FIG. 5 is a top plan view thereof.
- FIG. 6 is a bottom plan view thereof.
- FIG. 7 is a rear and side perspective view thereof; and,
- FIG. 8 is a front and side perspective view thereof.

1 Claim, 8 Drawing Sheets

(56) **References Cited**
U.S. PATENT DOCUMENTS

- D183,287 S * 7/1958 Maurer D6/334
- D227,835 S * 7/1973 Kublmann D6/364
- D228,595 S * 10/1973 Korch D6/334
- D239,424 S * 4/1976 Offredl D6/381
- D242,310 S * 11/1976 Fister D6/373
- D244,569 S * 6/1977 Laroye D6/334
- D283,855 S * 5/1986 Kujawski D6/333
- D368,176 S * 3/1996 Mourgue D6/381
- D395,759 S * 7/1998 Smith D6/334






FIG. 1

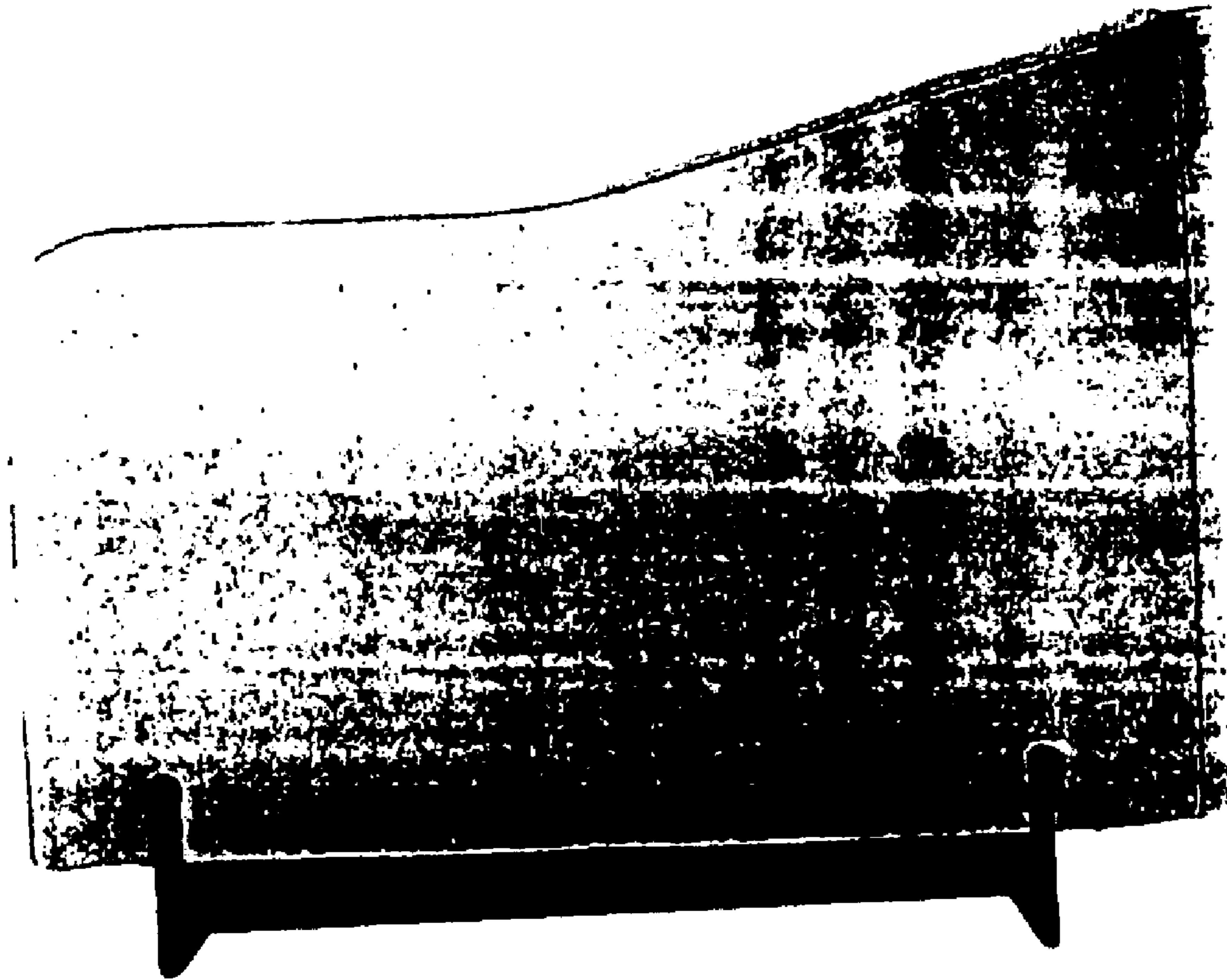


FIG. 2




FIG. 3




FIG. 4




FIG. 5




FIG. 6




FIG. 7




FIG. 8