

US00D523648S

(12) **United States Design Patent**  
**Mourgue**

(10) **Patent No.:** **US D523,648 S**

(45) **Date of Patent:** **\*\* Jun. 27, 2006**

(54) **SEAT**

(75) **Inventor:** **Pascal Mourgue**, Montreuil sous Bois (FR)

(73) **Assignee:** **Cinna**, DeBriord (FR)

(\*\*) **Term:** **14 Years**

(21) **Appl. No.:** **29/207,483**

(22) **Filed:** **Jun. 15, 2004**

(30) **Foreign Application Priority Data**

Jan. 7, 2004 (EP) ..... 000 126 016

(51) **LOC (8) Cl.** ..... **06-01**

(52) **U.S. Cl.** ..... **D6/334**

(58) **Field of Classification Search** ..... D6/334-336,  
D6/381, 364, 500-502, 371; 297/232, 445.1,  
297/446.1; 5/12.1

See application file for complete search history.

(56) **References Cited**

**U.S. PATENT DOCUMENTS**

D153,101 S \* 3/1949 Bellin ..... D6/380  
D182,426 S \* 4/1958 McCarthy ..... D6/380

D279,152 S \* 6/1985 Murry ..... D6/501  
D395,557 S \* 6/1998 Smith ..... D6/334  
D430,412 S \* 9/2000 Lewis ..... D6/334  
D431,379 S \* 10/2000 Lewis ..... D6/334  
D457,345 S \* 5/2002 Lewis ..... D6/380

\* cited by examiner

*Primary Examiner*—Sandra S. Snapp

(74) *Attorney, Agent, or Firm*—Mathews, Shepherd, McKay & Bruneau, P.A.

(57) **CLAIM**

I claim, the ornamental design for a seat, as shown and described.

**DESCRIPTION**

FIG. 1 is a front elevational view, showing my new design for a seat.

FIG. 2 is a right side elevational view thereof.

FIG. 3 is a left side elevational view thereof.

FIG. 4 is a rear view thereof.



FIG. 5 is a front and side perspective view thereof.

FIG. 6 is a rear and side perspective thereof.

FIG. 7 is a top plan view thereof; and,

FIG. 8 is a bottom plan view thereof.

**1 Claim, 8 Drawing Sheets**



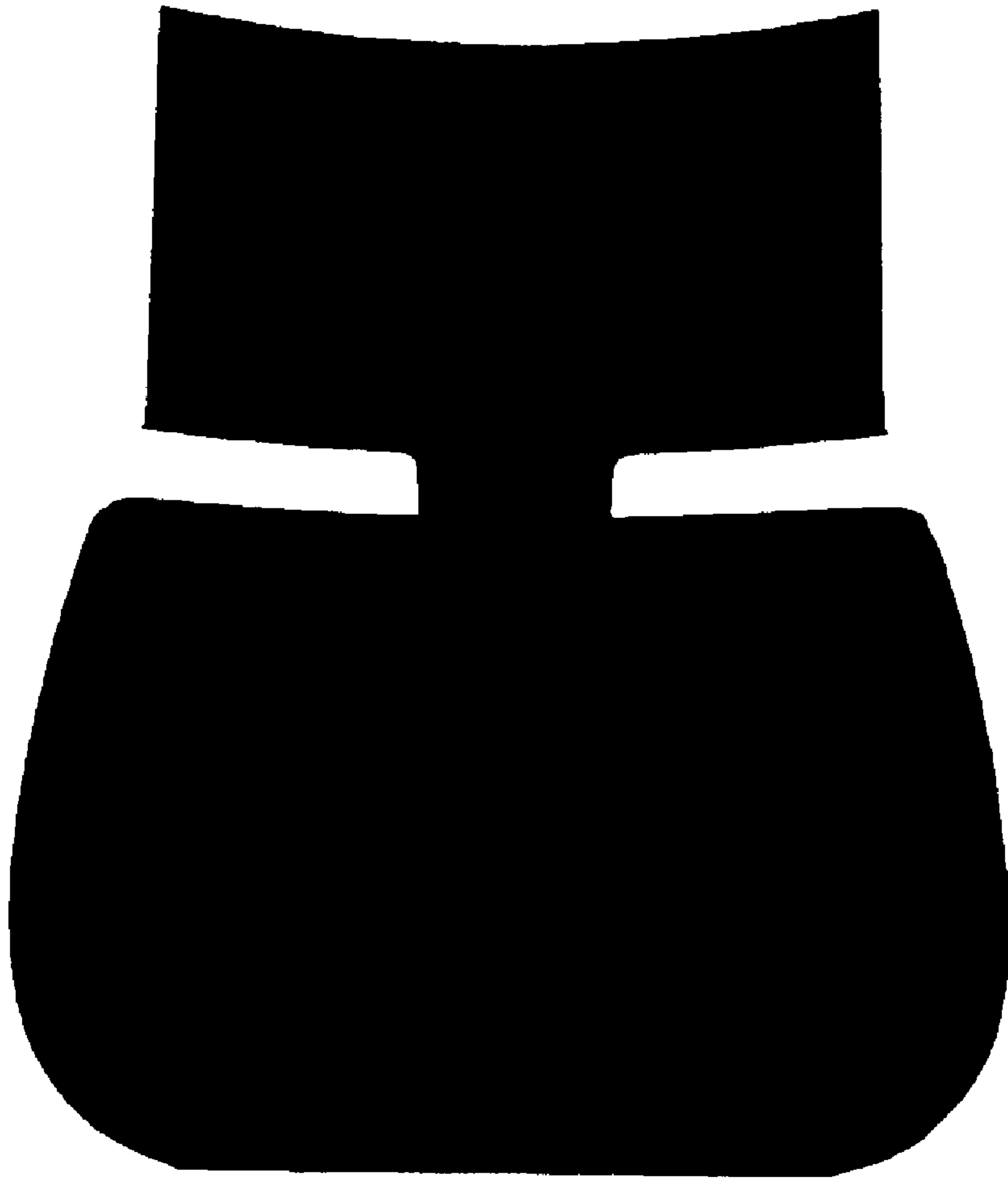


FIG. 1




FIG. 2




FIG. 3




FIG. 4




FIG. 5




FIG. 6




FIG. 7






FIG. 8