



US00D523630S

(12) **United States Design Patent**
Handley

(10) **Patent No.:** **US D523,630 S**
(45) **Date of Patent:** **** Jun. 27, 2006**

- (54) **HANDBAG**
- (76) **Inventor:** **Susan V. Handley**, 2875 Kapaka Rd.,
Princeville, HI (US) 98722
- (**) **Term:** **14 Years**
- (21) **Appl. No.:** **29/242,015**
- (22) **Filed:** **Nov. 4, 2005**
- (51) **LOC (8) Cl.** **03-01**
- (52) **U.S. Cl.** **D3/243**
- (58) **Field of Classification Search** D3/201,
D3/205, 206, 230, 232, 233, 234, 237, 238,
D3/239, 240, 241, 243, 245, 246, 247, 248,
D3/249, 254, 262, 276, 283, 287, 289, 296,
D3/303, 318, 326, 327, 900, 901, 902, 903,
D3/904; 150/100, 101, 104, 105, 107, 108,
150/110, 114, 118, 119, 120, 121, 122, 123,
150/124; 190/1, 24, 903; 383/907; 224/578,
224/579; 24/265 H

See application file for complete search history.

(56) **References Cited**

U.S. PATENT DOCUMENTS

- D89,554 S 1/1933 White
- 1,977,855 A * 10/1934 McCabe 150/123
- D93,985 S 12/1934 Lewis
- 2,016,551 A * 10/1935 Landis 150/104
- D114,968 S * 5/1939 Schlessinger D3/239
- D115,548 S 5/1939 Goldsmith
- D121,747 S * 7/1940 Freidman D3/245
- 2,316,262 A 4/1943 Lewis
- D155,608 S 1/1949 Hilf

- 3,608,599 A * 9/1971 Spear 150/110
- D245,814 S 9/1977 Ross
- D246,680 S * 12/1977 Sabol D3/243
- D247,262 S 2/1978 Tweedie
- D267,369 S 12/1982 Blanchard
- D375,625 S 11/1996 Kieselstein-Cord
- D490,608 S 6/2004 Guyon
- D501,082 S 1/2005 Morelli
- D507,882 S 8/2005 Gonzalez

* cited by examiner

Primary Examiner—Louis S. Zarfes
Assistant Examiner—Monica A. Weingart
(74) *Attorney, Agent, or Firm*—Cowan Liebowitz &
Latman PC; Mark Montague

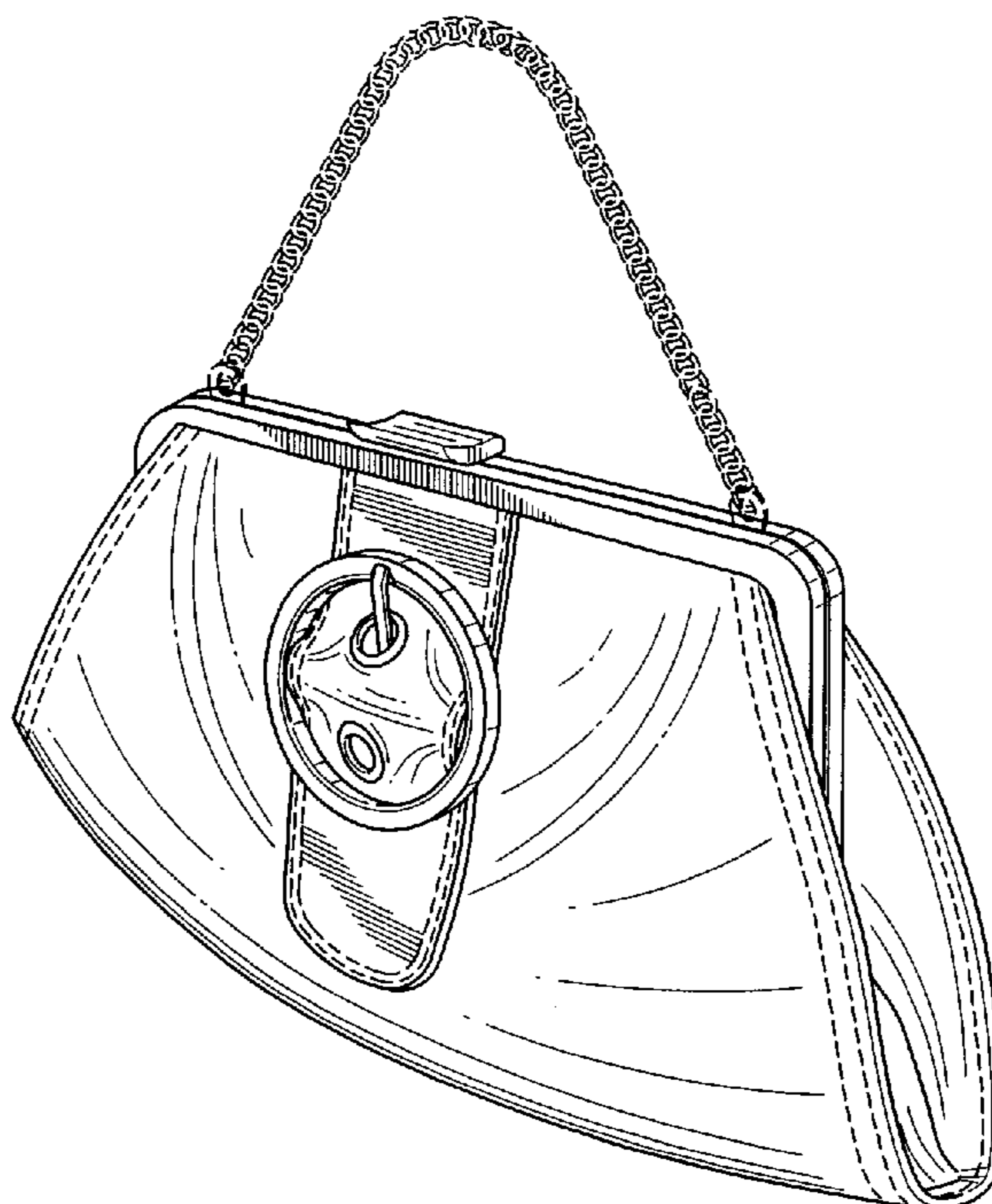
(57) **CLAIM**

The ornamental design for a handbag, as shown and described.

DESCRIPTION

FIG. 1 is front perspective view of a handbag showing my new design;
FIG. 2 is a front elevational view thereof;
FIG. 3 is a top plan view thereof;
FIG. 4 is a bottom plan view thereof;
FIG. 5 is a left side elevational view thereof;
FIG. 6 is a right side elevational view thereof; and,
FIG. 7 is a rear elevational view thereof.
The broken line showing, of a strap in FIG. 1, is for illustrative purposes only and forms no part of the claimed design.

1 Claim, 2 Drawing Sheets



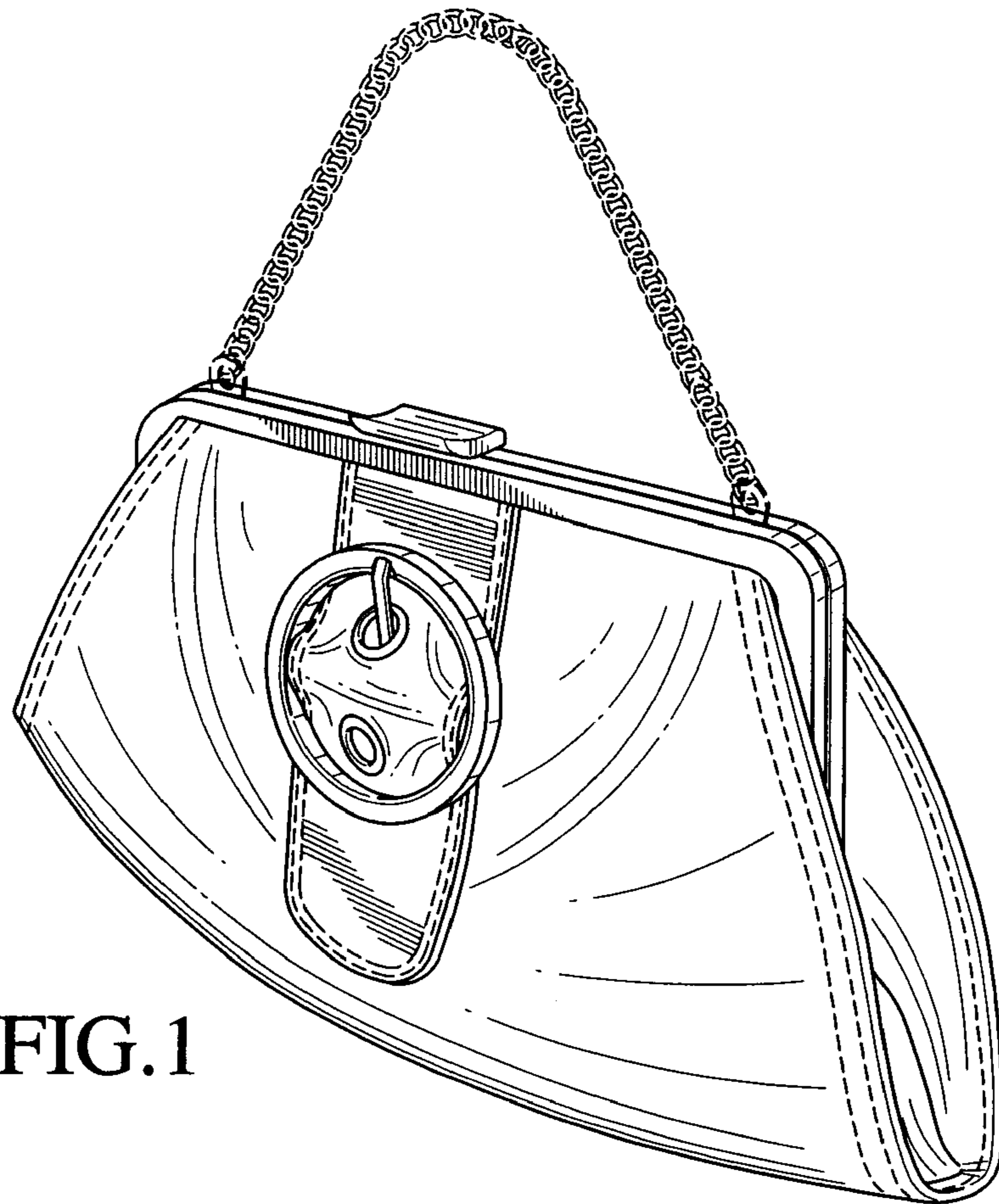


FIG. 1

FIG. 2

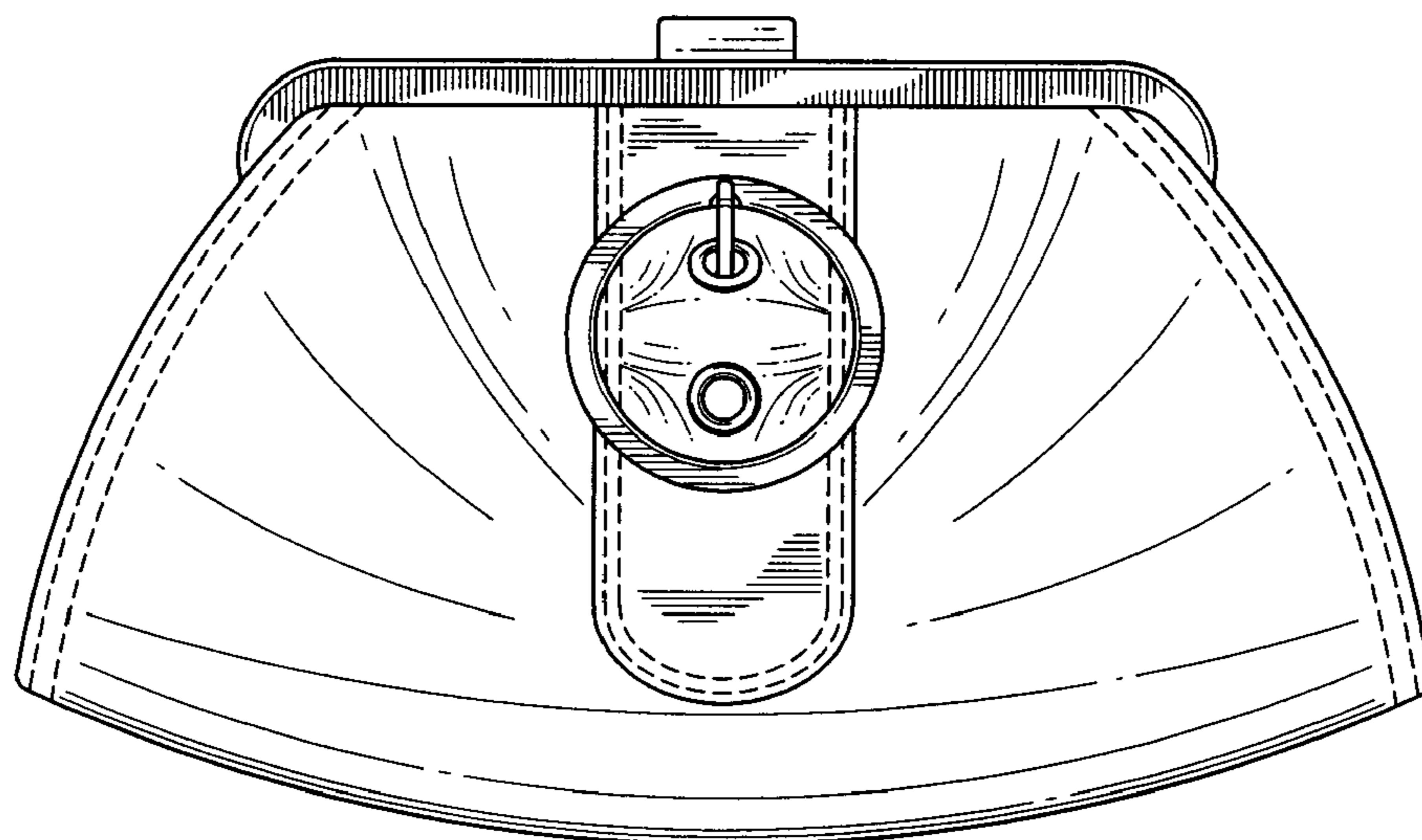


FIG.3

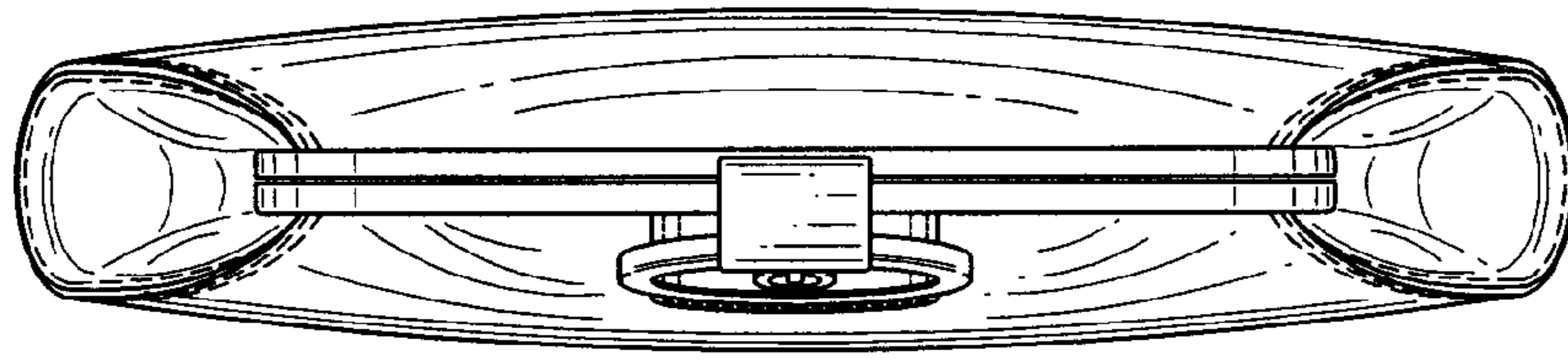


FIG.4

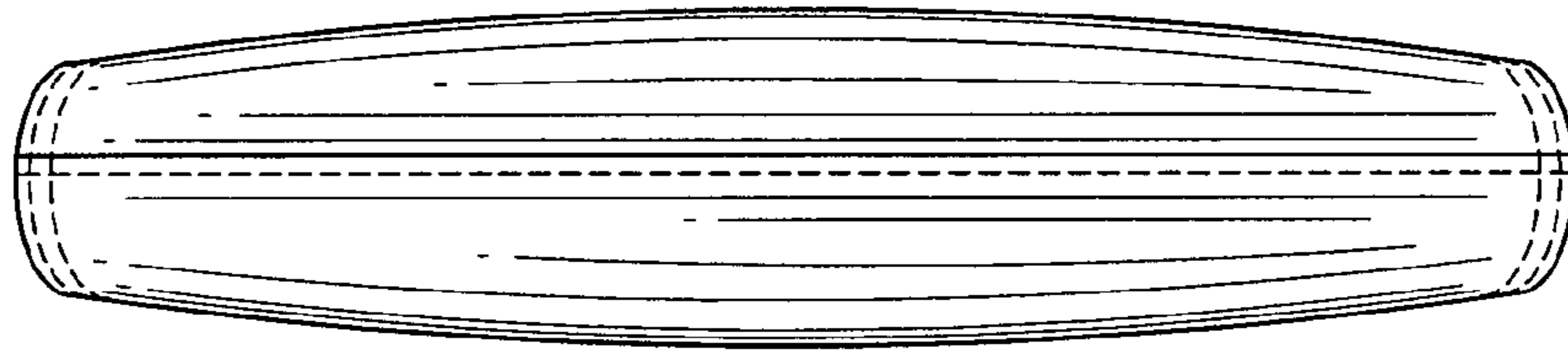


FIG.5

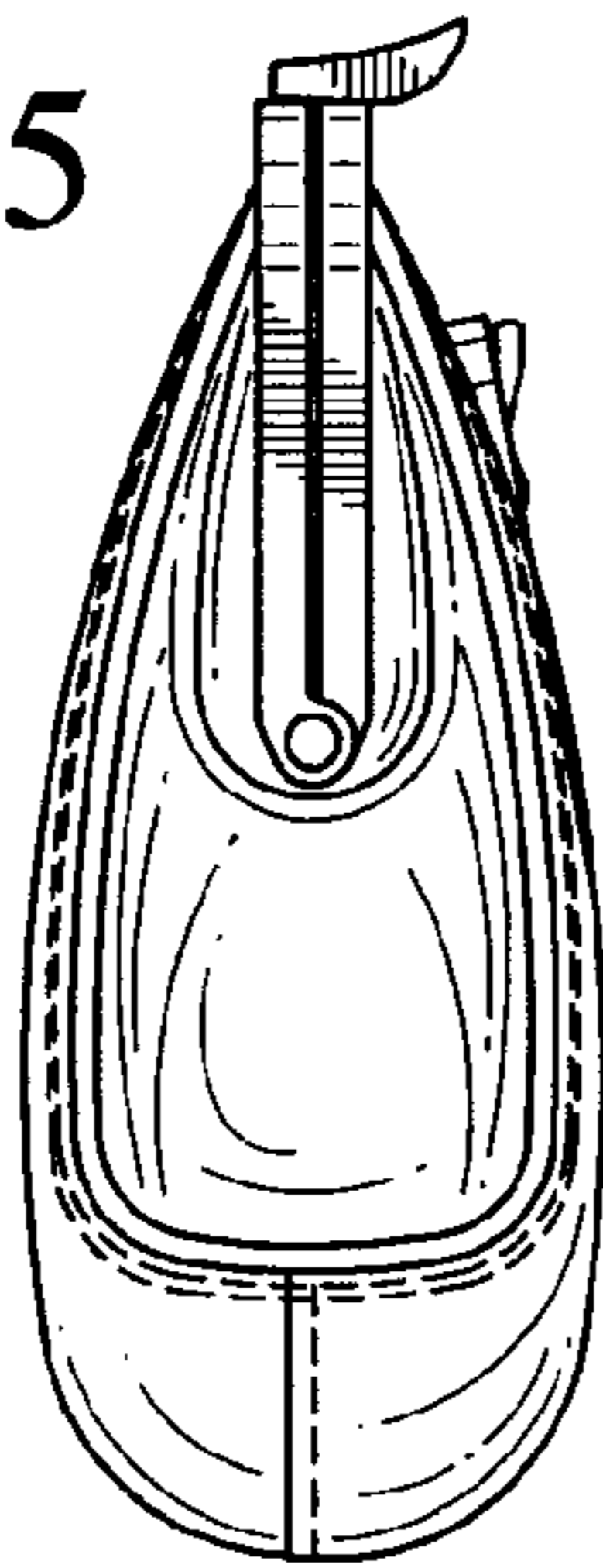


FIG.6

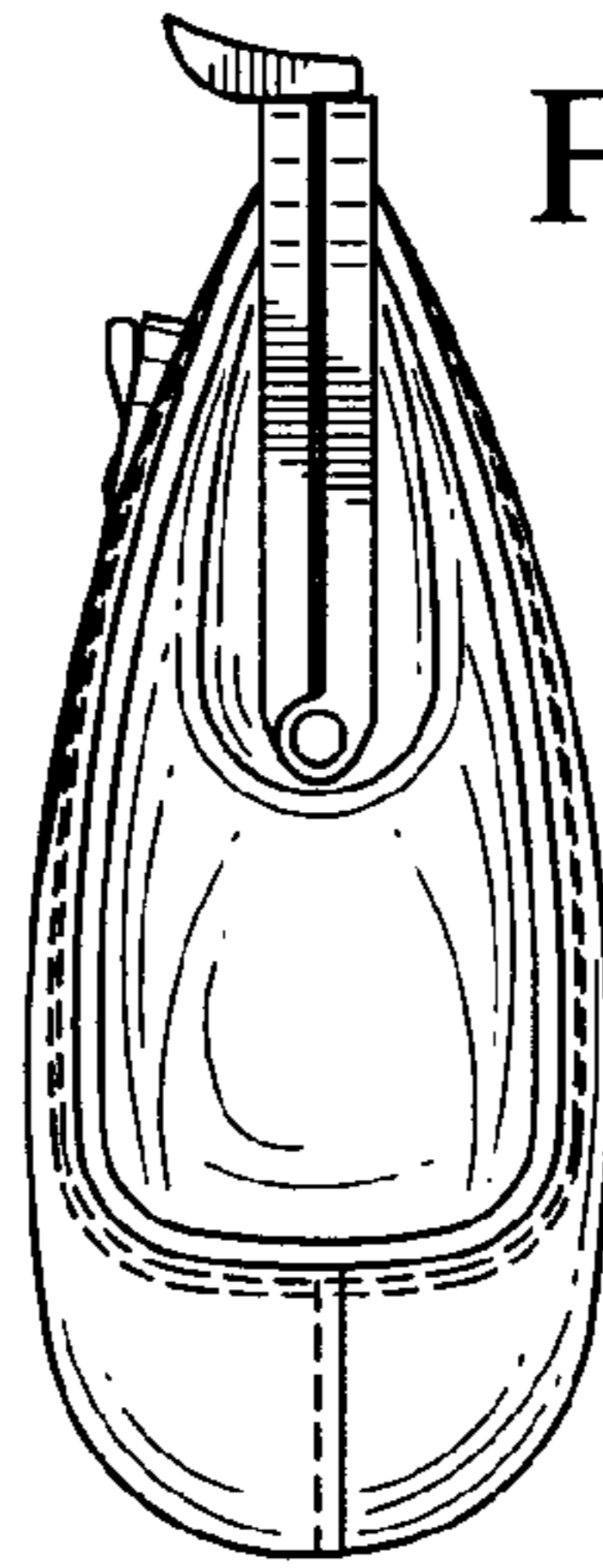


FIG.7

