



US00D523621S

(12) **United States Design Patent**
Madore

(10) **Patent No.:** **US D523,621 S**
(45) **Date of Patent:** **** Jun. 27, 2006**

(54) **PORTION OF A SHOE UPPER**

(75) Inventor: **Carl L. Madore**, Portland, OR (US)

(73) Assignee: **Nike, Inc.**, Beaverton, OR (US)

(**) Term: **14 Years**

(21) Appl. No.: **29/237,247**

(22) Filed: **Aug. 29, 2005**

(51) **LOC (8) Cl.** **02-99**

(52) **U.S. Cl.** **D2/972**

(58) **Field of Classification Search** D2/902,
D2/907, 908, 943, 944, 969, 972-974; 36/45,
36/50.1, 77 M, 77 R, 83, 88, 113, 114, 126-131
See application file for complete search history.

(56) **References Cited**

U.S. PATENT DOCUMENTS

682,959 A	9/1901	Fenno
1,283,335 A	10/1918	Shillcock
1,707,129 A	3/1929	McMurchy
D91,955 S	4/1934	Milner
2,427,251 A	9/1947	Bray
2,522,515 A	9/1950	Hill
4,525,939 A	7/1985	McNeil et al.
4,583,305 A	4/1986	Miyamoto
D287,301 S	12/1986	Tong
D290,783 S	7/1987	Selbiger et al.
D291,141 S	8/1987	Tong et al.
D292,241 S	10/1987	Selbiger et al.
D292,945 S	12/1987	Selbiger et al.
D298,882 S	12/1988	Selbiger
4,858,339 A	8/1989	Hayafuchi et al.
D317,823 S	7/1991	Hatfield
D322,710 S	12/1991	Allen
D323,575 S	2/1992	Balbinot et al.

(Continued)

OTHER PUBLICATIONS

Nike Footwear Catalog (Fall 1990), p. 88, published Dec. 1989, Beaverton, Oregon, U.S.A.

Nike Footwear Catalog (Fall 1991), pp. W56, M118, published Dec. 1990, Beaverton, Oregon, U.S.A.

Nike Women's Footwear Catalog (Fall 1992), p. 82, published Dec. 1991, Beaverton, Oregon, U.S.A.

Nike Men's Footwear Catalog (Spring 1997), p. 104, published Jun. 1996, Beaverton, Oregon, U.S.A.

Nike Men's Footwear Catalog (Holiday 2000), p. 6, published Mar. 2000, Beaverton, Oregon, U.S.A.

Nike Men's Footwear Catalog (Spring 2001), p. 67, published Jun. 2000, Beaverton, Oregon, U.S.A.

Nike Men's Footwear Catalog (Late Spring 2003), p. 3, published Sep. 2002, Beaverton, Oregon, U.S.A.

Nike Women's Footwear Catalog (Late Spring 2004), p. 27, published Sep. 2003, Beaverton, Oregon, U.S.A.

Nike Men's Footwear Catalog (Spring 2005), p. 35, published Jun. 2004, Beaverton, Oregon, U.S.A.

Primary Examiner—Dominic Simone

(74) *Attorney, Agent, or Firm*—Traskbritt, P.C.

(57) **CLAIM**

The ornamental design for a portion of a shoe upper, as shown and described.

DESCRIPTION

FIG. 1 is a perspective view of a portion of a shoe upper showing my new design;

FIG. 2 is a side view of the portion of a shoe upper shown in FIG. 1;

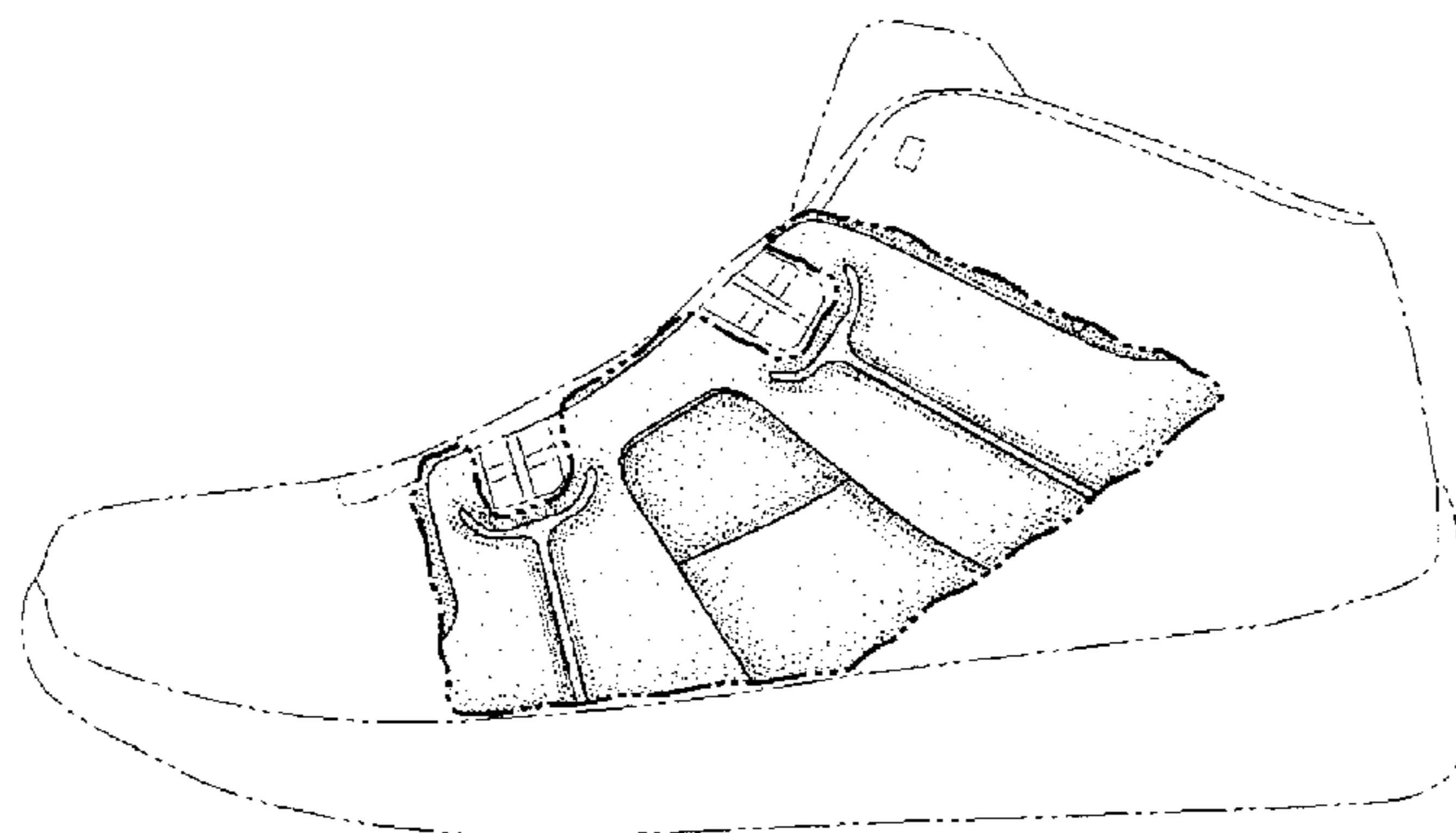
FIG. 3 is a front view of the portion of a shoe upper shown in FIG. 1;

FIG. 4 is a back view of the portion of a shoe upper shown in FIG. 1; and,

FIG. 5 is a top view of the portion of a shoe upper shown in FIG. 1.

The uneven broken line immediately adjacent to the shaded area represent the bounds of the claimed design. All other uneven broken lines represent the remaining portion of the shoe. The uneven broken line representations in FIGS. 1-5 are for illustrative purposes only and form no part of the claimed design.

1 Claim, 2 Drawing Sheets



US D523,621 S

Page 2

U.S. PATENT DOCUMENTS

D341,931 S	12/1993	Close et al.	D409,368 S	5/1999	Clarke	
D342,149 S	12/1993	Berger et al.	D433,221 S	* 11/2000	Smith	D2/972
D348,560 S	7/1994	McDonald	D439,033 S	3/2001	Feller et al.	
D349,187 S	8/1994	Close et al.	D451,266 S	* 12/2001	Schroeder et al.	D2/969
D398,764 S	* 9/1998	Hlavacs	D496,527 S	9/2004	Roulo	
D401,402 S	* 11/1998	Clarke				

* cited by examiner

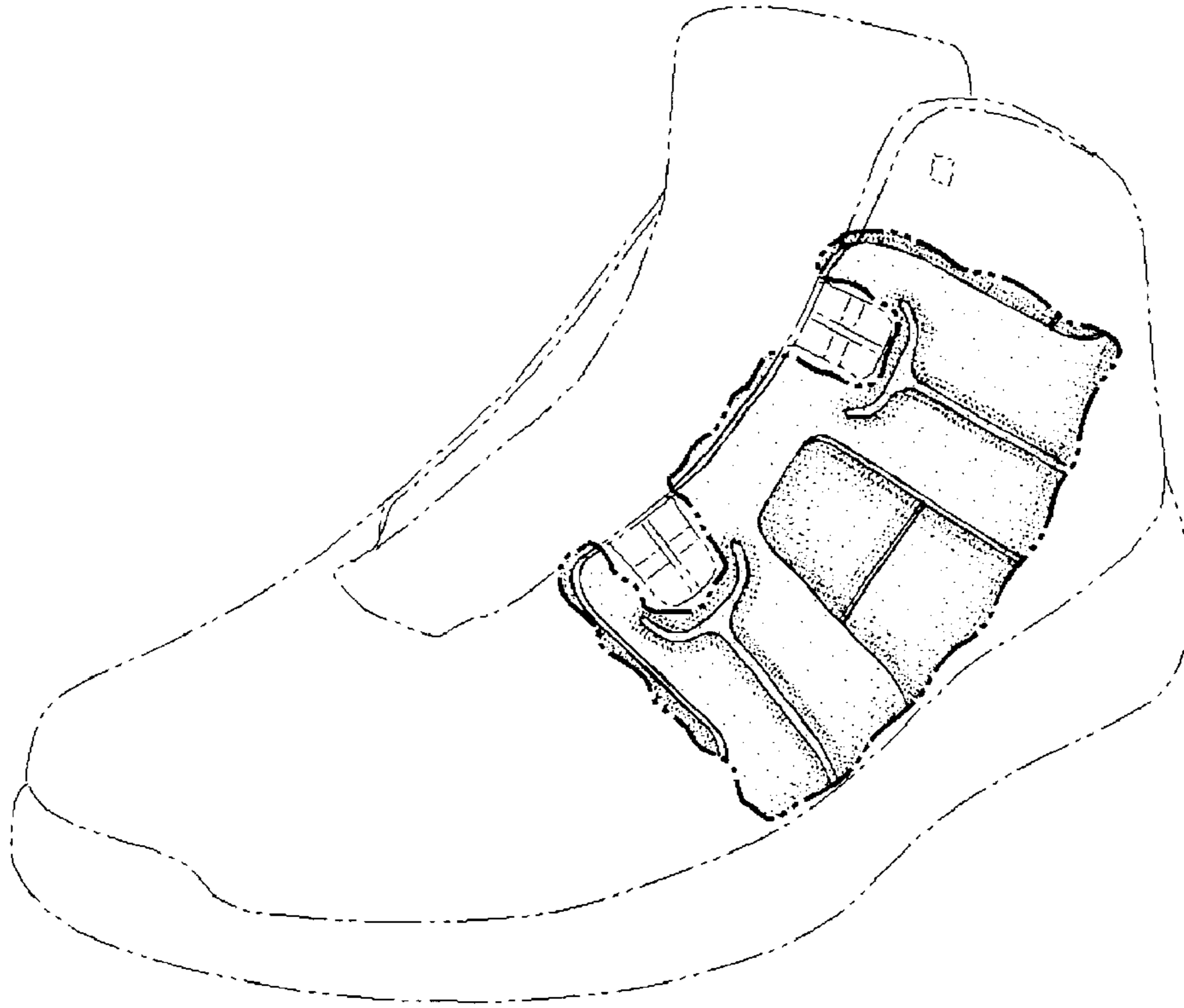


FIG. 1

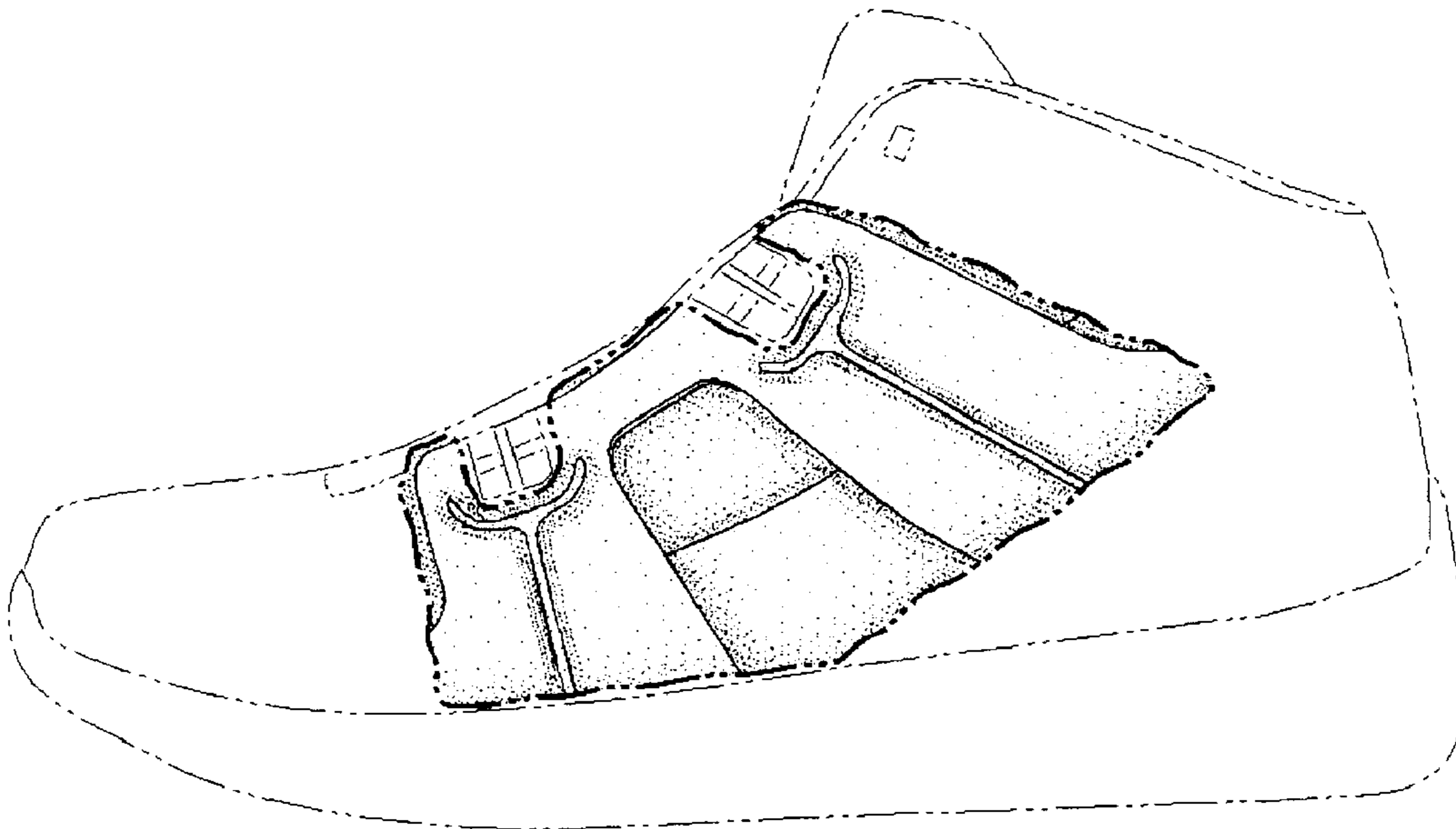


FIG. 2

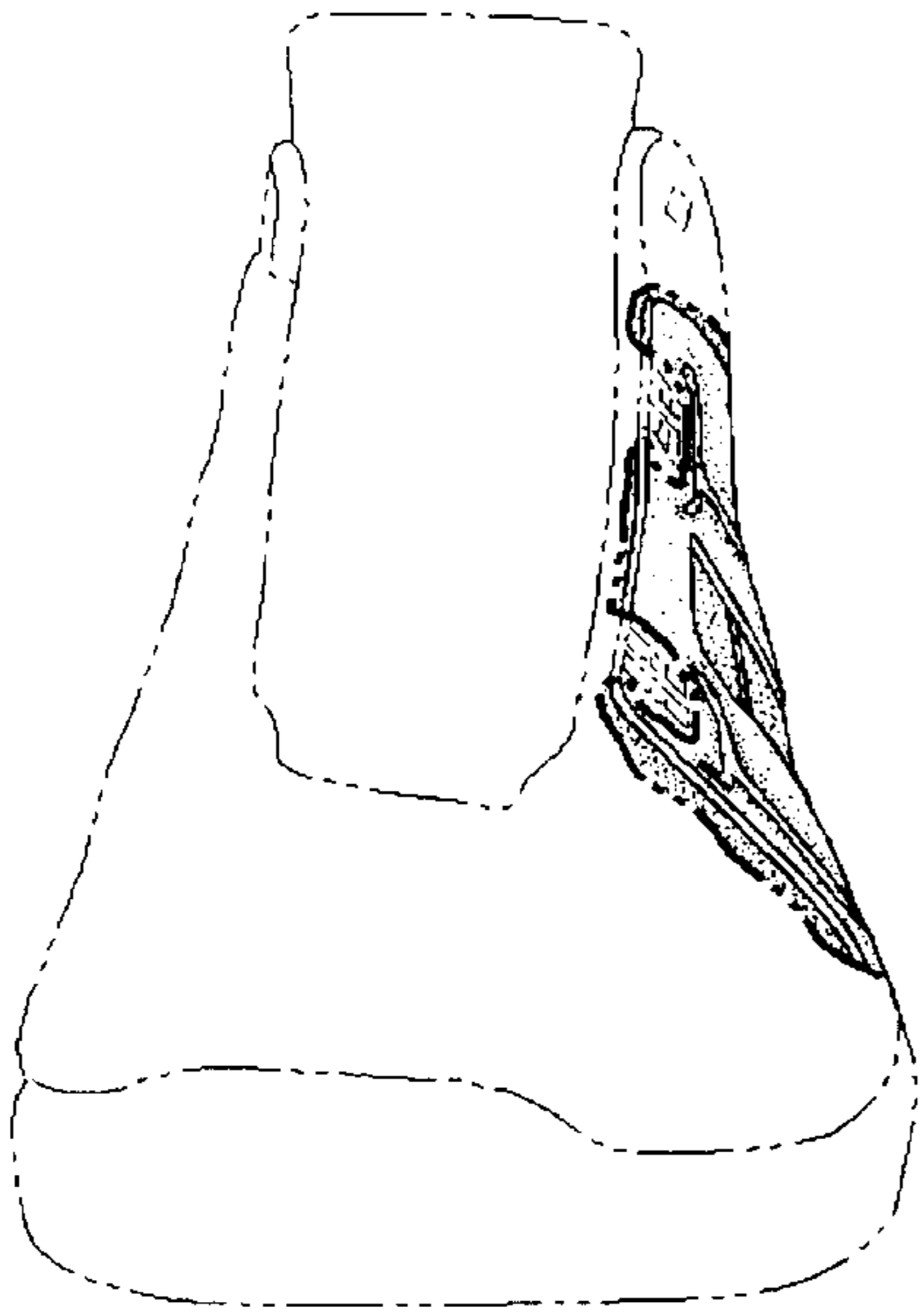


FIG. 3

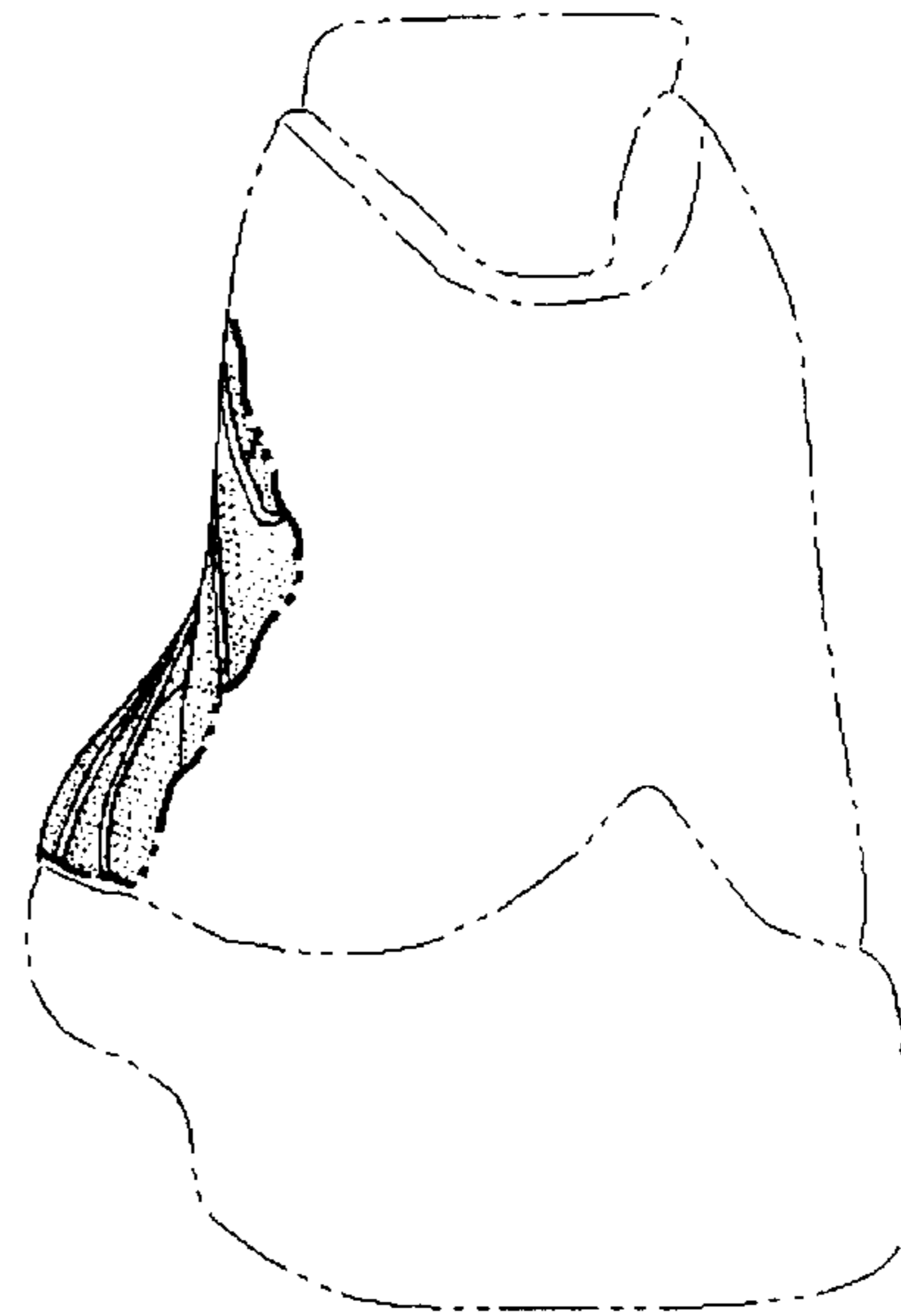


FIG. 4

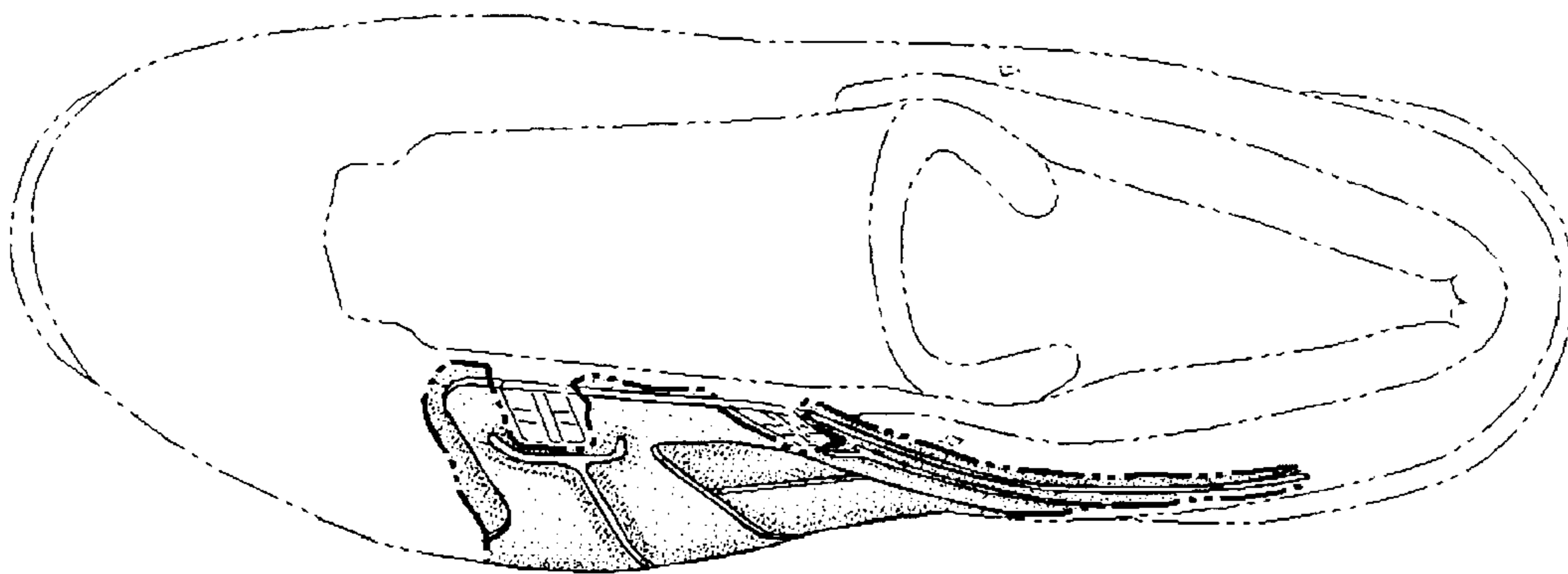


FIG. 5