

US00D523611S

(12) **United States Design Patent**
Langmyr

(10) **Patent No.:** **US D523,611 S**

(45) **Date of Patent:** **** Jun. 27, 2006**

(54) **TROUSERS**

(76) **Inventor:** **Rita Langmyr**, 4-5845 Ave Monkland,
Montreal, Quebec (CA), H4A 1G4

(**) **Term:** **14 Years**

(21) **Appl. No.:** **29/174,698**

(22) **Filed:** **Jan. 24, 2003**

(30) **Foreign Application Priority Data**

Oct. 7, 2002	(CA)	99998
Oct. 7, 2002	(CA)	99999
Oct. 7, 2002	(CA)	100000
Oct. 7, 2002	(CA)	101467
Oct. 7, 2002	(CA)	101468

(51) **LOC (8) Cl.** **02-02**

(52) **U.S. Cl.** **D2/742**

(58) **Field of Classification Search** D2/742-748,
D2/704, 712-716, 731-734, 738, 999, 735,
D2/830; 2/79-83, 109, 227-228, 238, 919,
2/400, 22, 23, 235

See application file for complete search history.

(56) **References Cited**

U.S. PATENT DOCUMENTS

212,219	A	*	2/1879	Hafleigh	2/404
362,565	A	*	5/1887	Yarwood	2/400
D31,538	S	*	9/1899	Scriven	D2/712
D31,540	S	*	9/1899	Scriven	D2/712
1,206,525	A	*	11/1916	Force	602/67
D105,397	S	*	7/1937	McKeever	D2/712
2,629,094	A	*	2/1953	Goldsmith	2/465
D268,142	S	*	3/1983	Livernois	D29/100
D269,560	S	*	7/1983	Sheppard et al.	D2/742
D414,912	S	*	10/1999	Mills et al.	D2/742
D443,973	S	*	6/2001	Callo	D2/742
6,367,086	B1	*	4/2002	Woodard	602/67

* cited by examiner

Primary Examiner—Ian Simmons
Assistant Examiner—Melanie Levy

(57) **CLAIM**

The ornamental design for trousers, as shown and described.

DESCRIPTION

FIG. 1 is a front view of trousers showing the first embodiment of my new design;

FIG. 2 is a front view of trousers showing the second embodiment of my new design;

FIG. 3 is a front view of trousers showing the third embodiment of my new design;

FIG. 4 is a front view of trousers of the first embodiment shown in an alternate position with the panel in the raised condition;

FIG. 5 is a front view of trousers showing the fourth embodiment of my new design with the front panel in the raised condition. The flap in the lowered condition is shown in FIG. 1;

FIG. 6 is a front view of trousers of the second embodiment shown in an alternate position with the front panel in the raised condition;

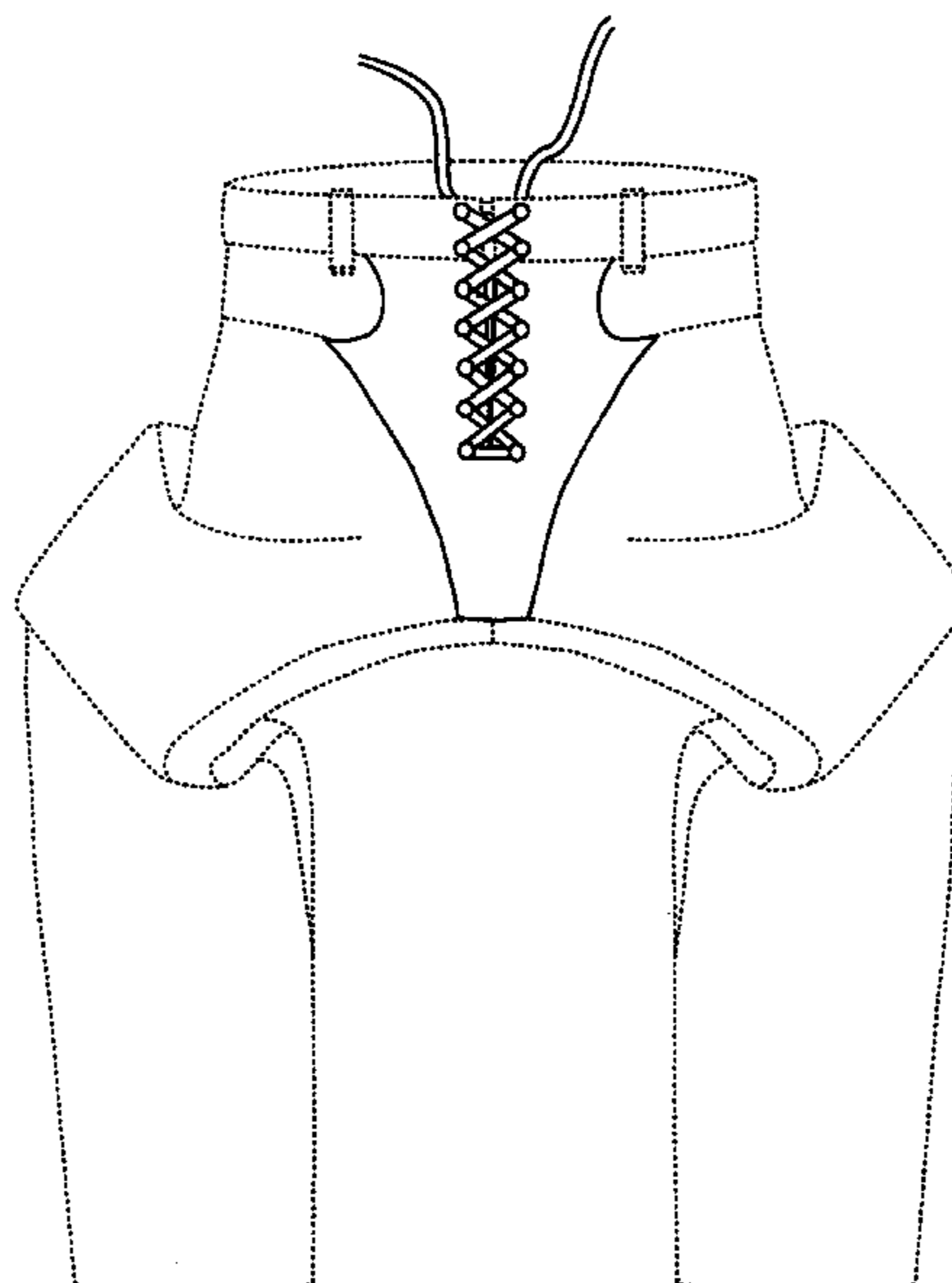
FIG. 7 is a front view of trousers of the third embodiment shown in an alternate position with the front panel in the raised condition;

FIG. 8 is a front view of trousers showing the fifth embodiment of my new design with the front panel in the raised condition. The flap in the lowered condition is shown in FIG. 2;

FIG. 9 is a front view of trousers showing the sixth embodiment of my new design with the front panel in the raised condition. The flap in the lowered condition is shown in FIG. 2; and,

FIG. 10 is a side view of embodiments one through six. The broken lines illustrate portions of the trousers that form no part of the claimed design

1 Claim, 10 Drawing Sheets



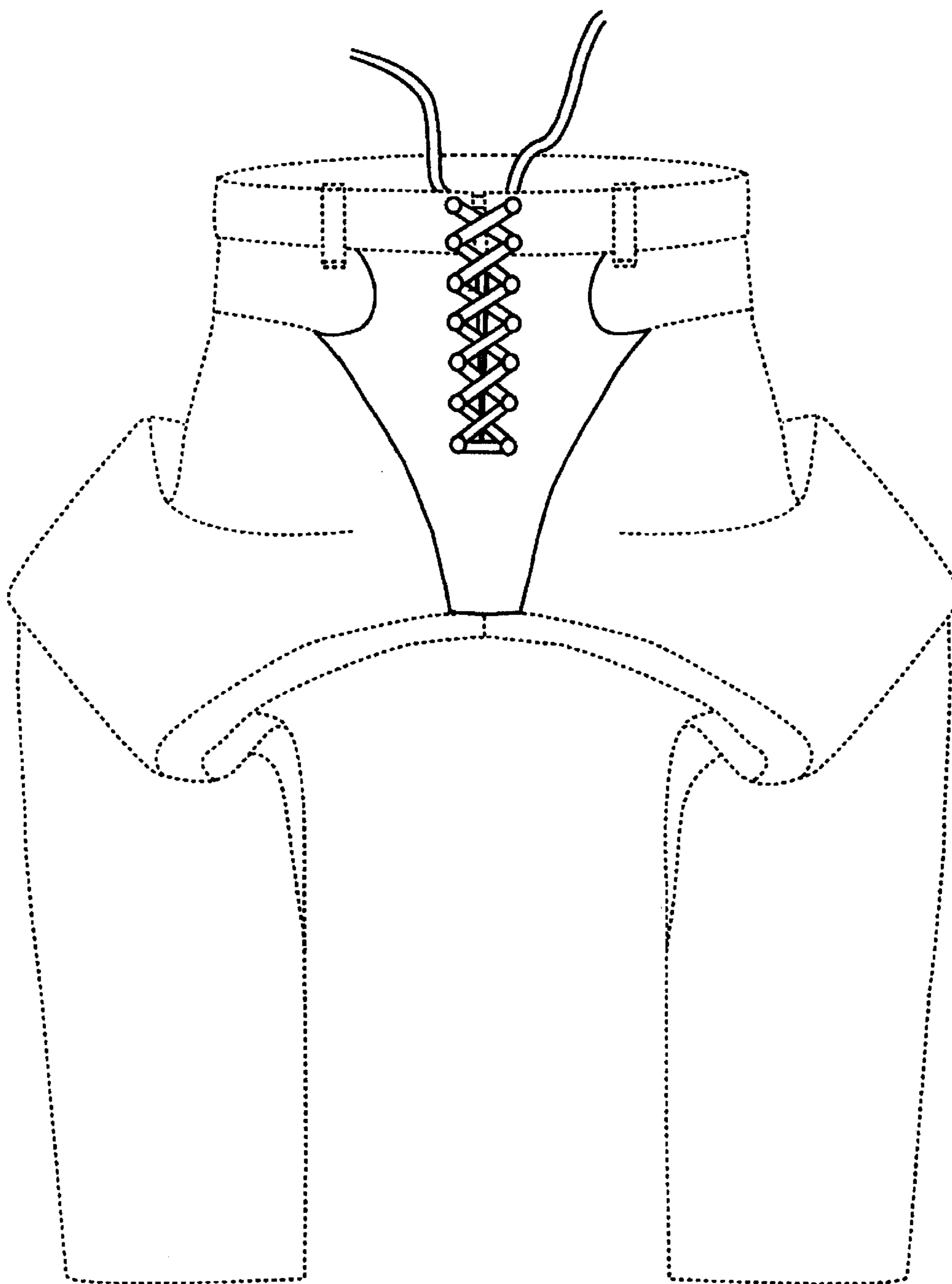


FIG. 1

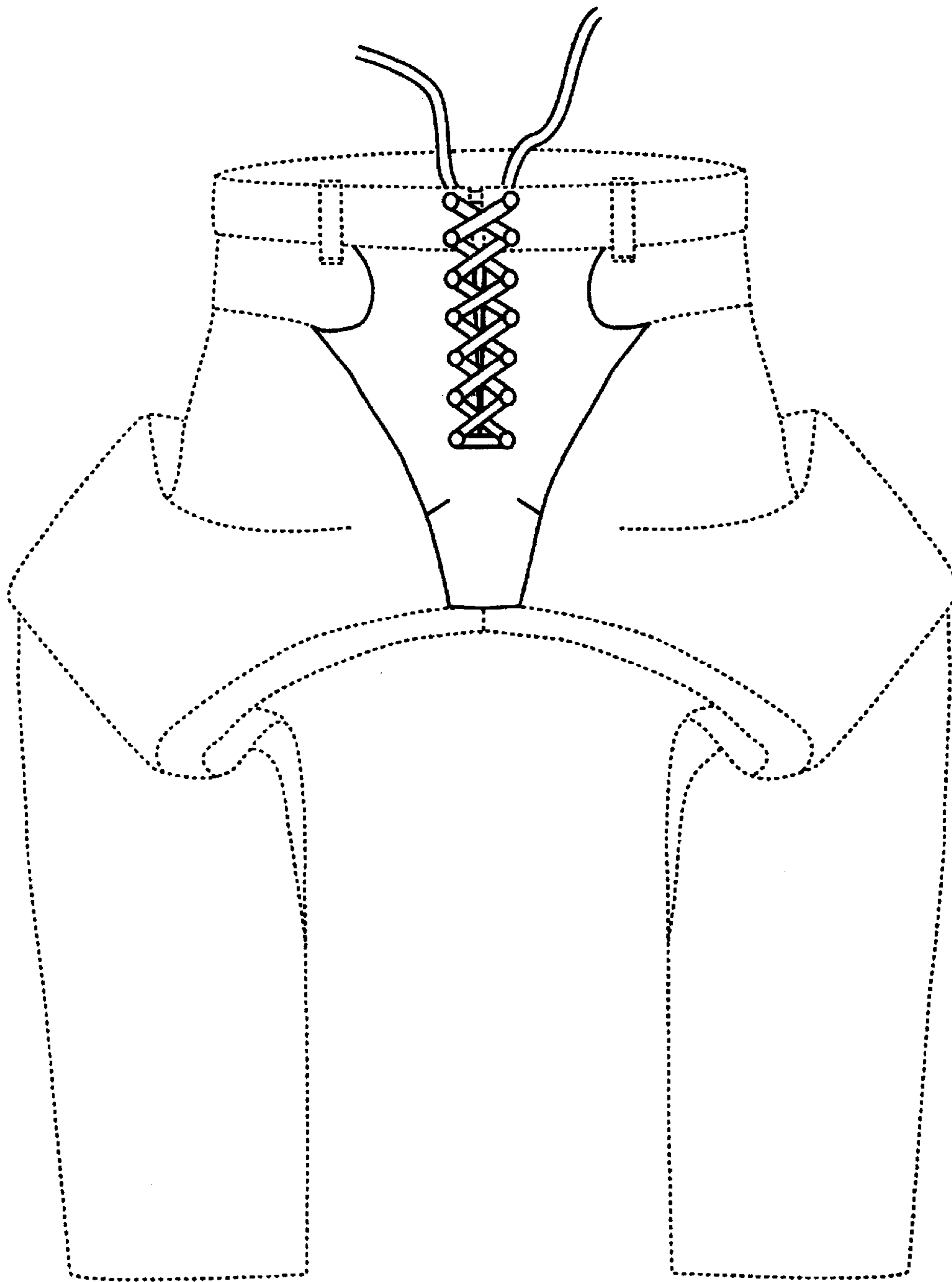


FIG. 2

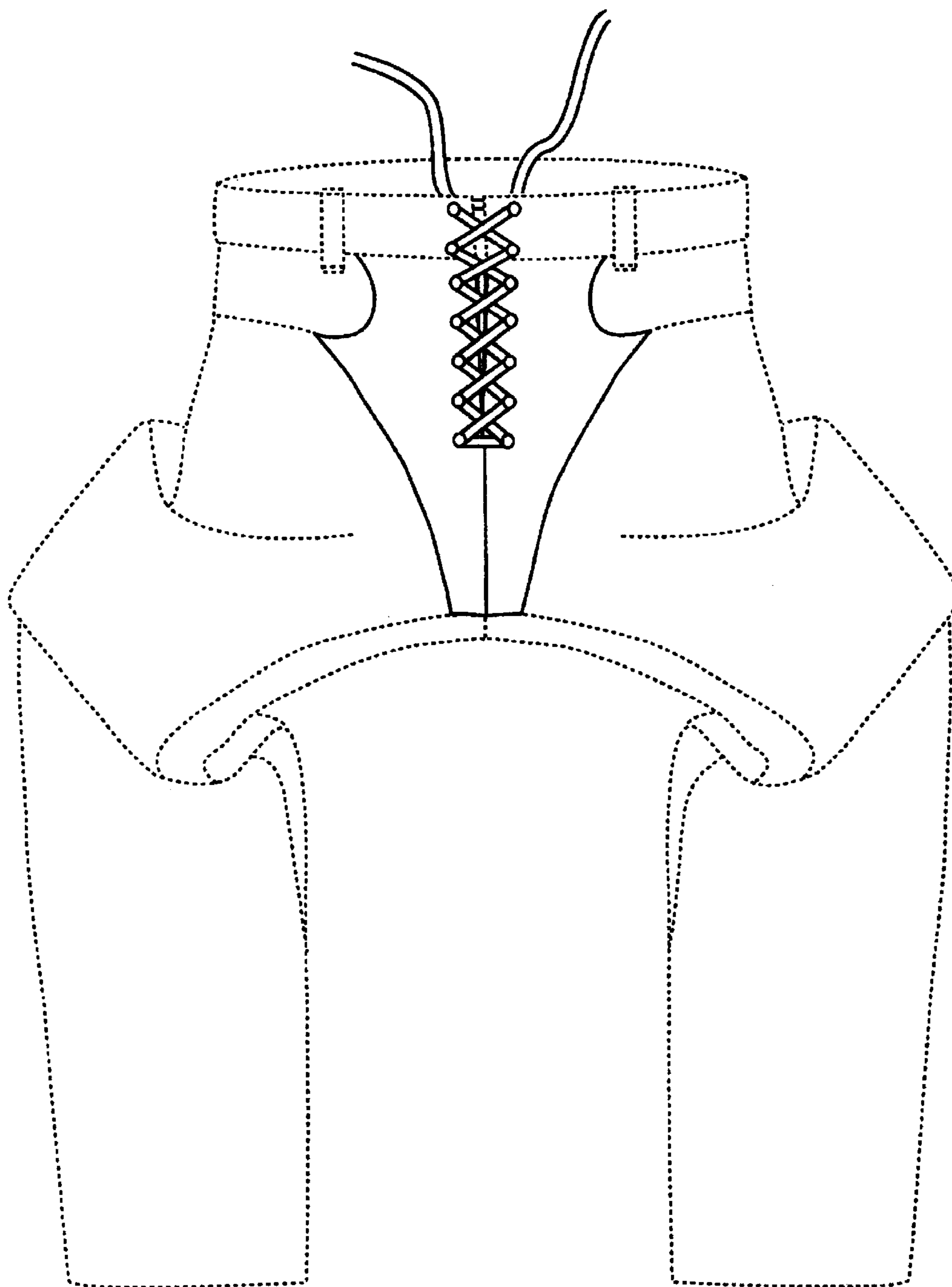


FIG. 3




FIG. 4




FIG. 5

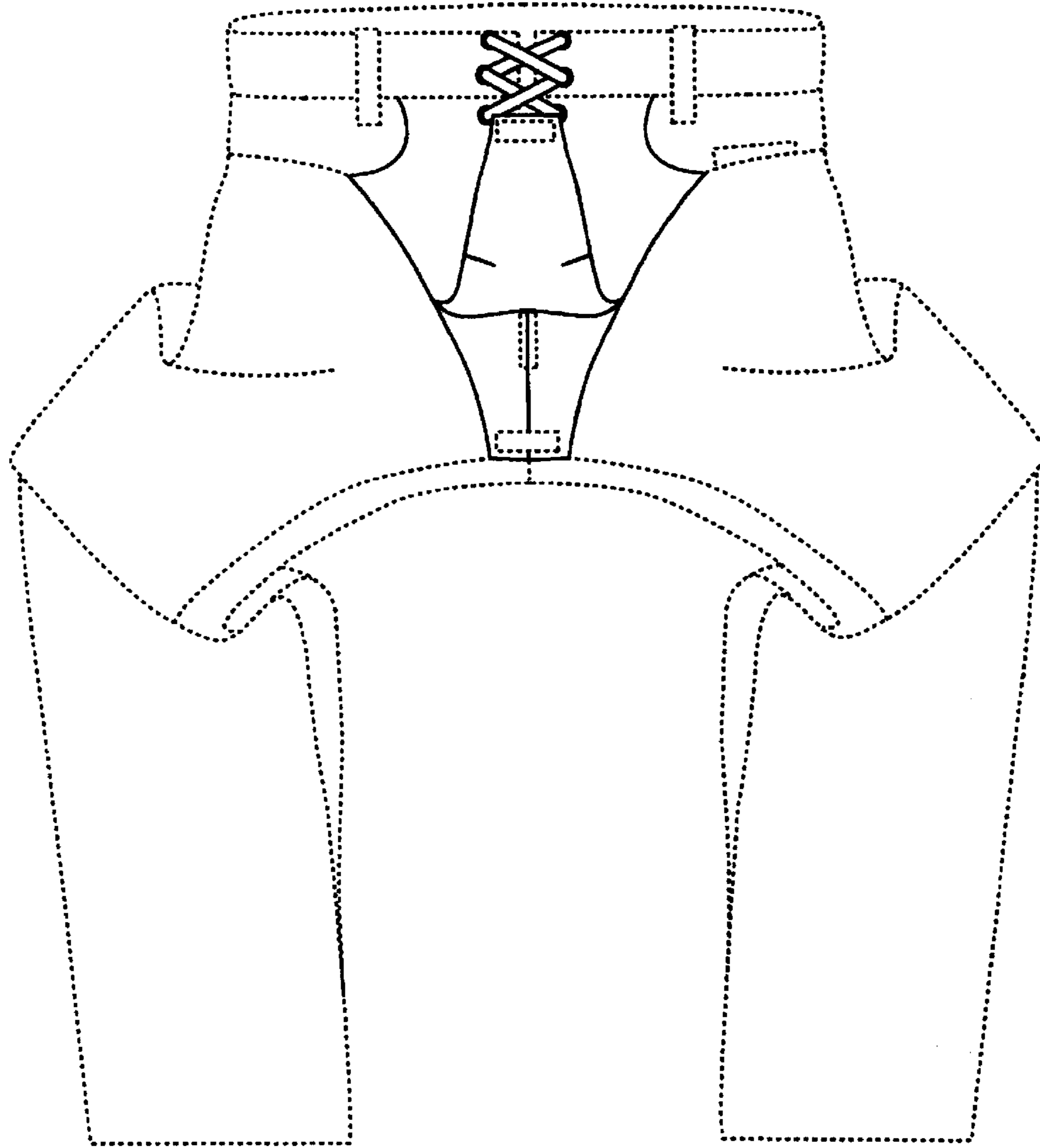


FIG. 6




FIG. 7

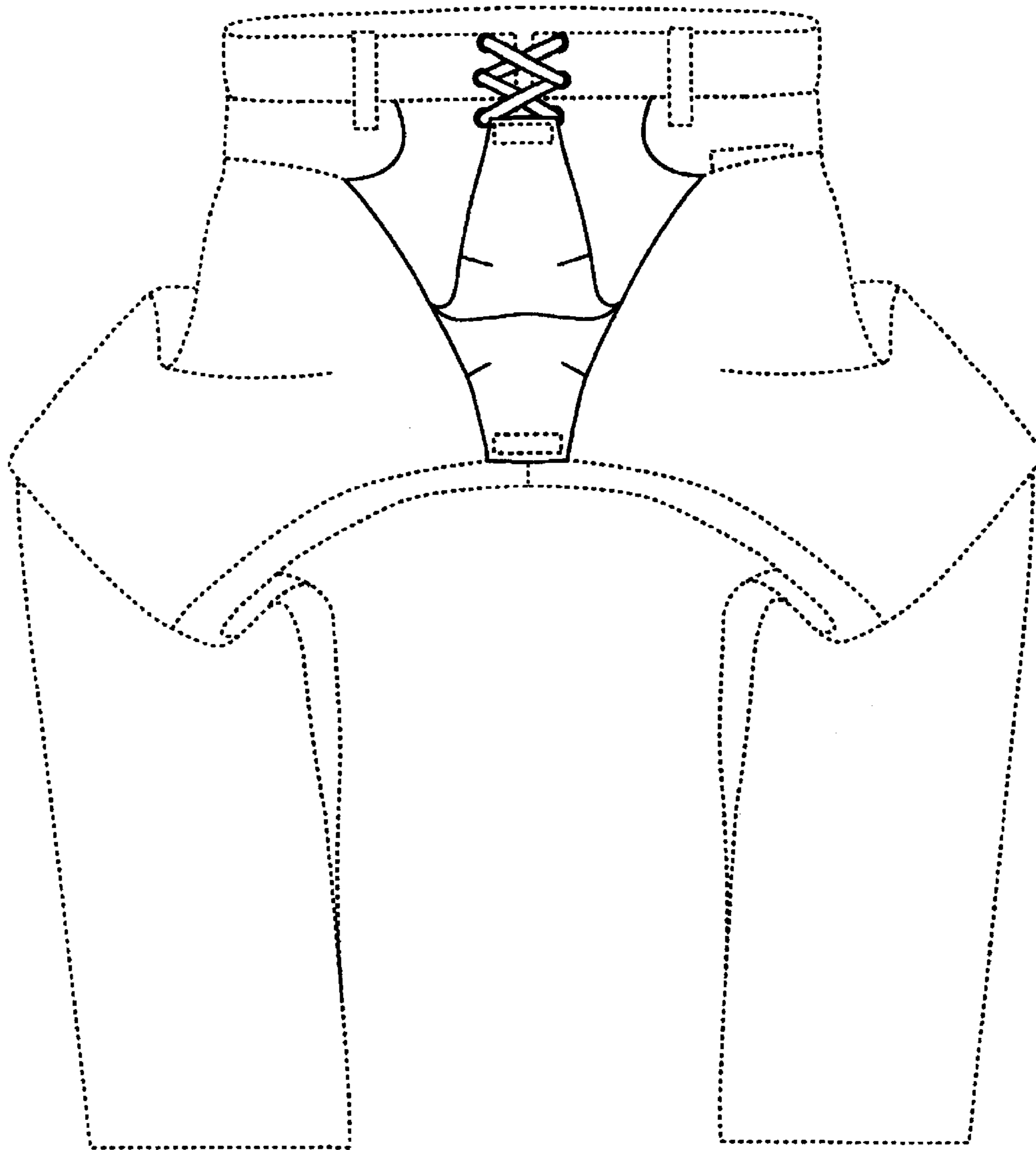


FIG. 8




FIG. 9

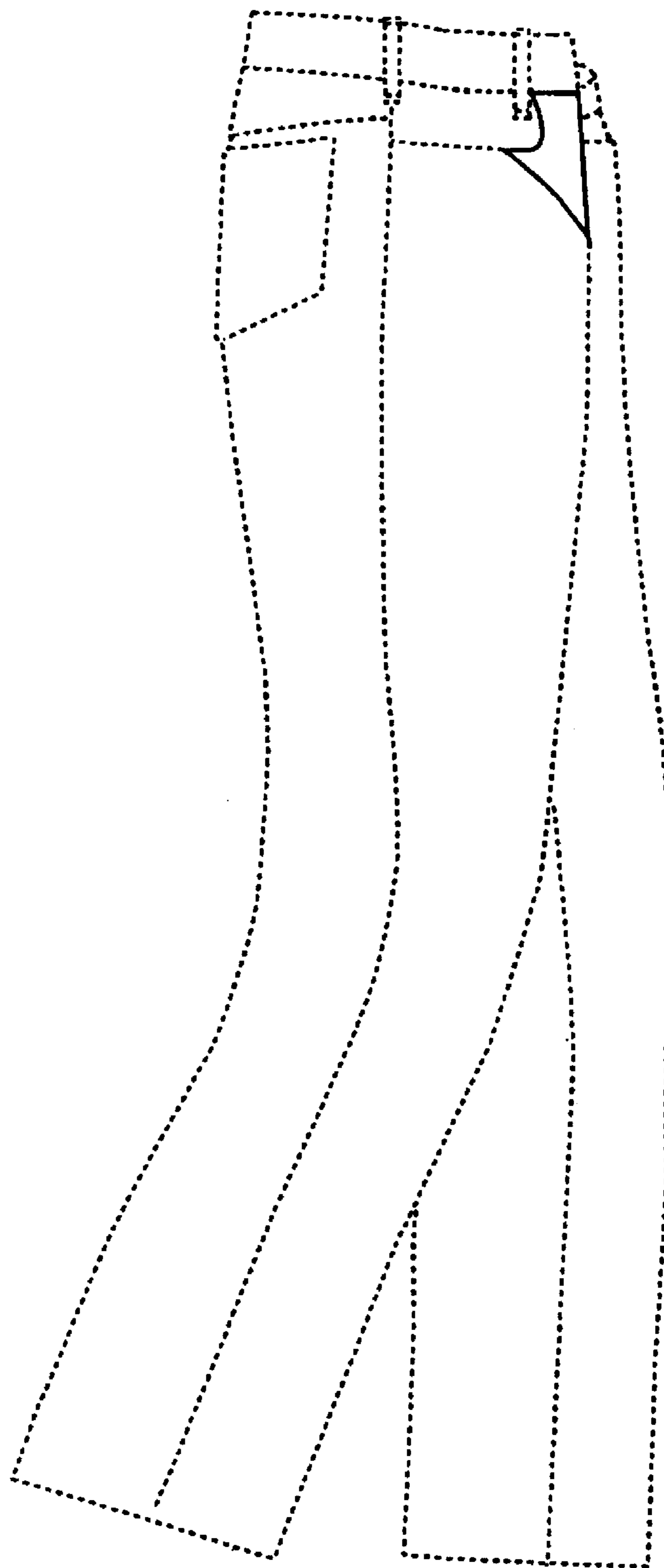


Fig. 10