

US00D523607S

(12) **United States Design Patent**  
**Huguet**

(10) **Patent No.:** **US D523,607 S**  
(45) **Date of Patent:** **\*\* Jun. 20, 2006**

- (54) **SERVICE CART**
- (75) Inventor: **Marty Huguet**, Greer, SC (US)
- (73) Assignee: **Professional Tool Products, LLC**,  
Greenville, SC (US)
- (\*\*) Term: **14 Years**
- (21) Appl. No.: **29/211,200**
- (22) Filed: **Aug. 12, 2004**
- (51) **LOC (8) Cl.** ..... **12-02**
- (52) **U.S. Cl.** ..... **D34/21**
- (58) **Field of Classification Search** ..... D34/12-27;  
D6/446, 432, 436, 445; D3/279, 297, 905;  
312/204, 281, 108, 308, 249.11; 280/47.35,  
280/79.3, 79.11; D8/315, 316, 317  
See application file for complete search history.

- 5,720,535 A 2/1998 Mehman
- 5,913,582 A 6/1999 Coonan
- D423,817 S 5/2000 Holcomb et al.
- D423,818 S 5/2000 Holcomb et al.
- D427,807 S 7/2000 Holcomb et al.
- D444,930 S \* 7/2001 Brown ..... D34/19
- 6,264,219 B1 7/2001 Smith
- D448,586 S \* 10/2001 O'Hare et al. .... D6/446
- D452,357 S \* 12/2001 Stravitz et al. .... D34/19
- 6,578,938 B1 6/2003 Norman et al.
- D485,410 S \* 1/2004 Van Landingham, Jr. .... D34/21
- 2001/0035702 A1 11/2001 Murphy et al.
- 2003/0155729 A1 8/2003 Chen

(56) **References Cited**  
U.S. PATENT DOCUMENTS

- D66,318 S \* 12/1924 Baker ..... D8/316
- D103,913 S \* 3/1937 Mandl ..... D34/20
- D104,162 S \* 4/1937 Hopkins ..... D8/316
- D116,497 S \* 9/1939 Lingard ..... D8/317
- 2,329,767 A 9/1943 Jakeway
- 2,525,208 A 10/1950 Clink
- 2,575,661 A 11/1951 Hickey
- 2,697,244 A 12/1954 Lincke
- 2,981,549 A 4/1961 Hotton
- 3,997,218 A 12/1976 Wolf et al.
- 4,120,549 A 10/1978 Bureau
- D278,769 S 5/1985 Sharpe
- D283,263 S 4/1986 Richey
- 4,586,762 A 5/1986 Kennedy et al.
- D292,937 S \* 11/1987 Richey ..... D34/19
- 4,880,248 A 11/1989 Elmer
- 5,221,132 A 6/1993 Combs et al.
- D337,404 S 7/1993 Miles
- 5,489,106 A 2/1996 Engelking et al.
- 5,588,659 A 12/1996 Boes et al.
- 5,673,983 A 10/1997 Carlson et al.

OTHER PUBLICATIONS

U.S. Appl. No. 10/746,412, filed Dec. 24, 2003; In re: Huguet, entitled *Service Cart With Protective Bumpers and Recessed Drawer Handles*.

\* cited by examiner

*Primary Examiner*—Freda Nunn  
*Assistant Examiner*—Kevin K. Rudzinski  
(74) *Attorney, Agent, or Firm*—Alston & Bird LLP


(57) **CLAIM**


The ornamental design for a service cart, as shown and described.

**DESCRIPTION**

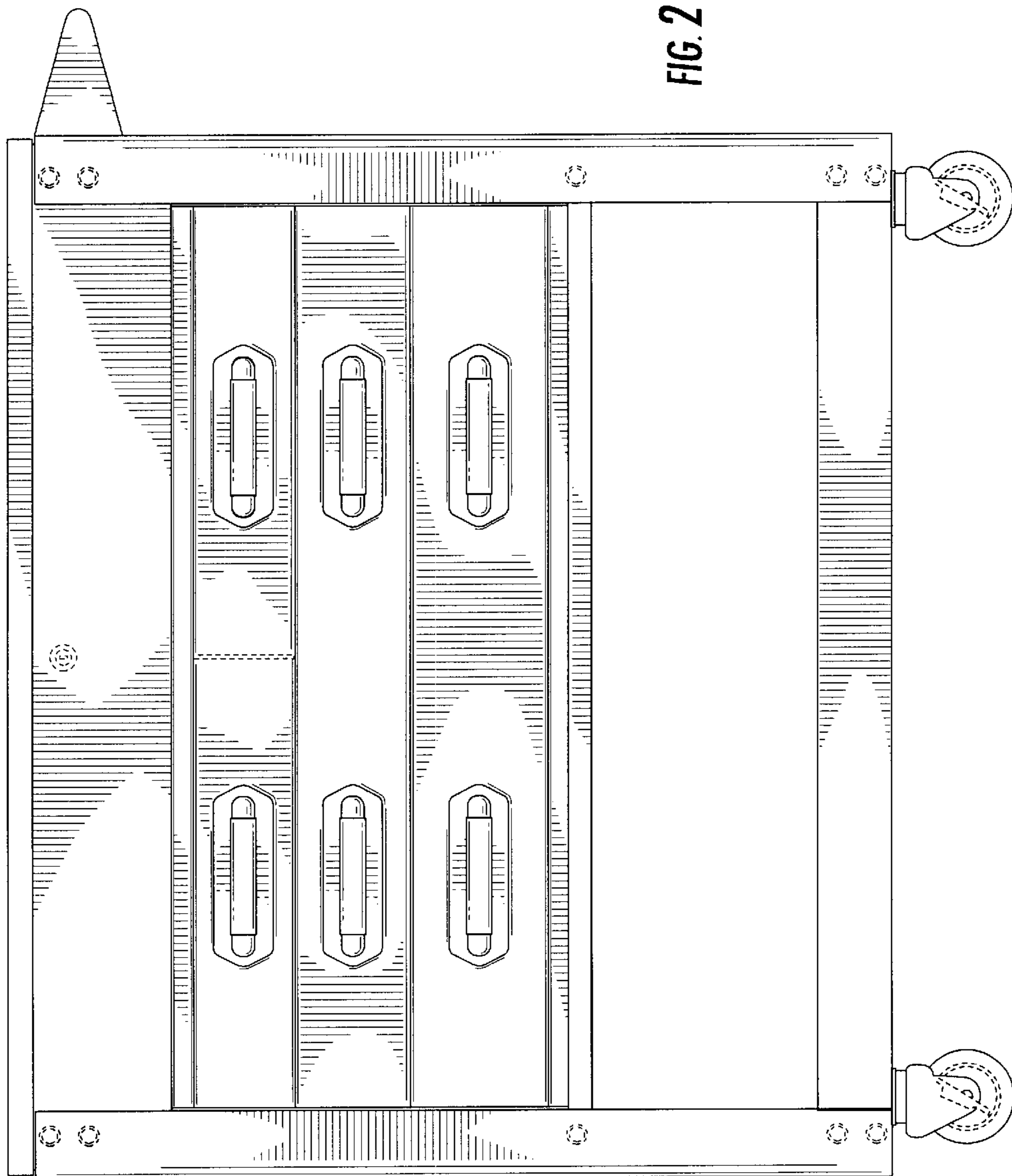
FIG. 1 is a perspective view of a service cart according to an embodiment of the present invention;  
FIG. 2 is a front elevation view of the service cart of FIG. 1;  
FIG. 3 is a right elevation view of the service cart of FIG. 1;  
FIG. 4 is a left elevation view of the service cart of FIG. 1;  
FIG. 5 is a rear elevation view of the service cart of FIG. 1;  
and,  
FIG. 6 is a top plan view of the service cart of FIG. 1.  
The broken lines shown herein are for illustrative purposes only and form no part of the claimed design.

**1 Claim, 6 Drawing Sheets**





**FIG. 1**



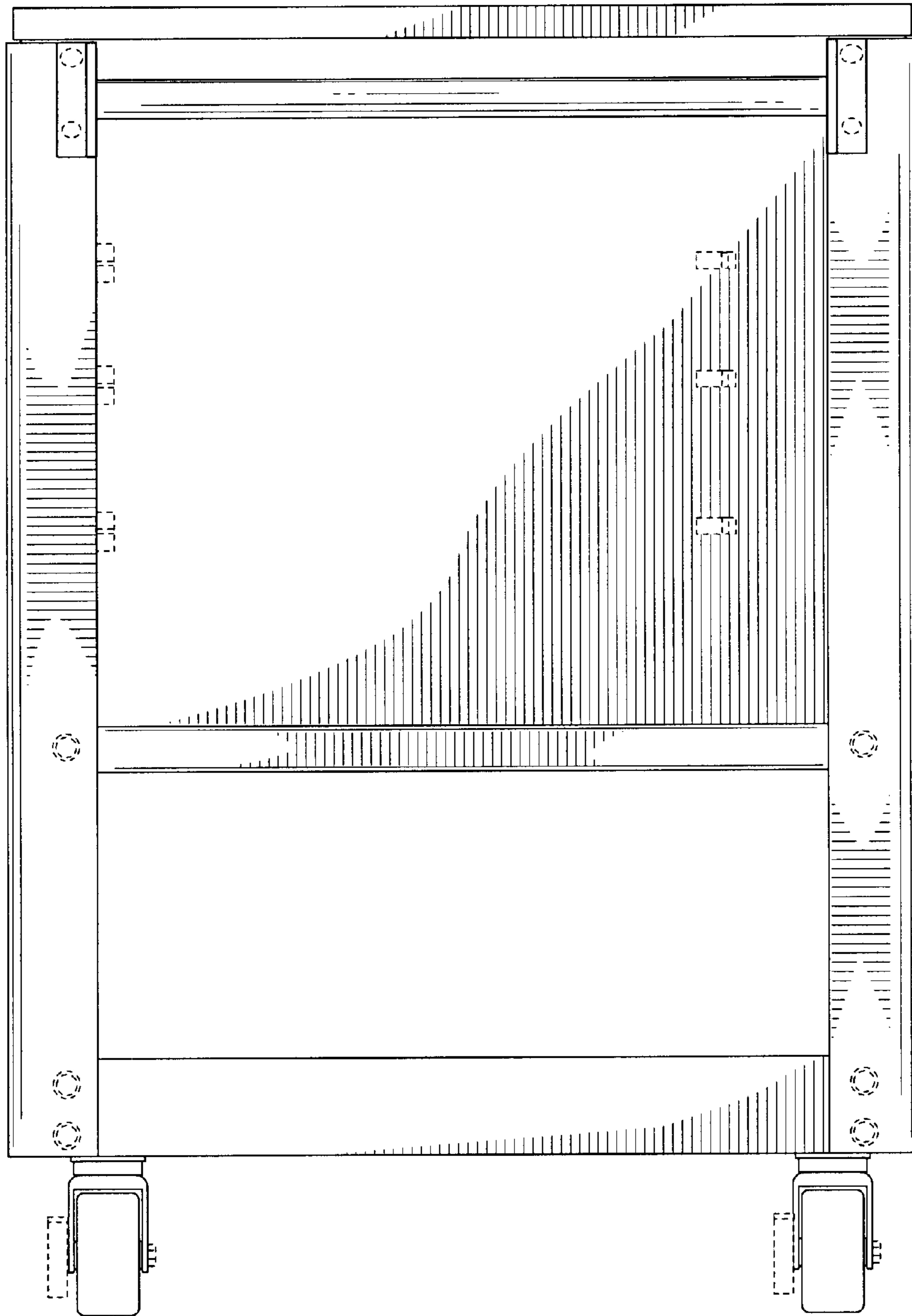


FIG. 3

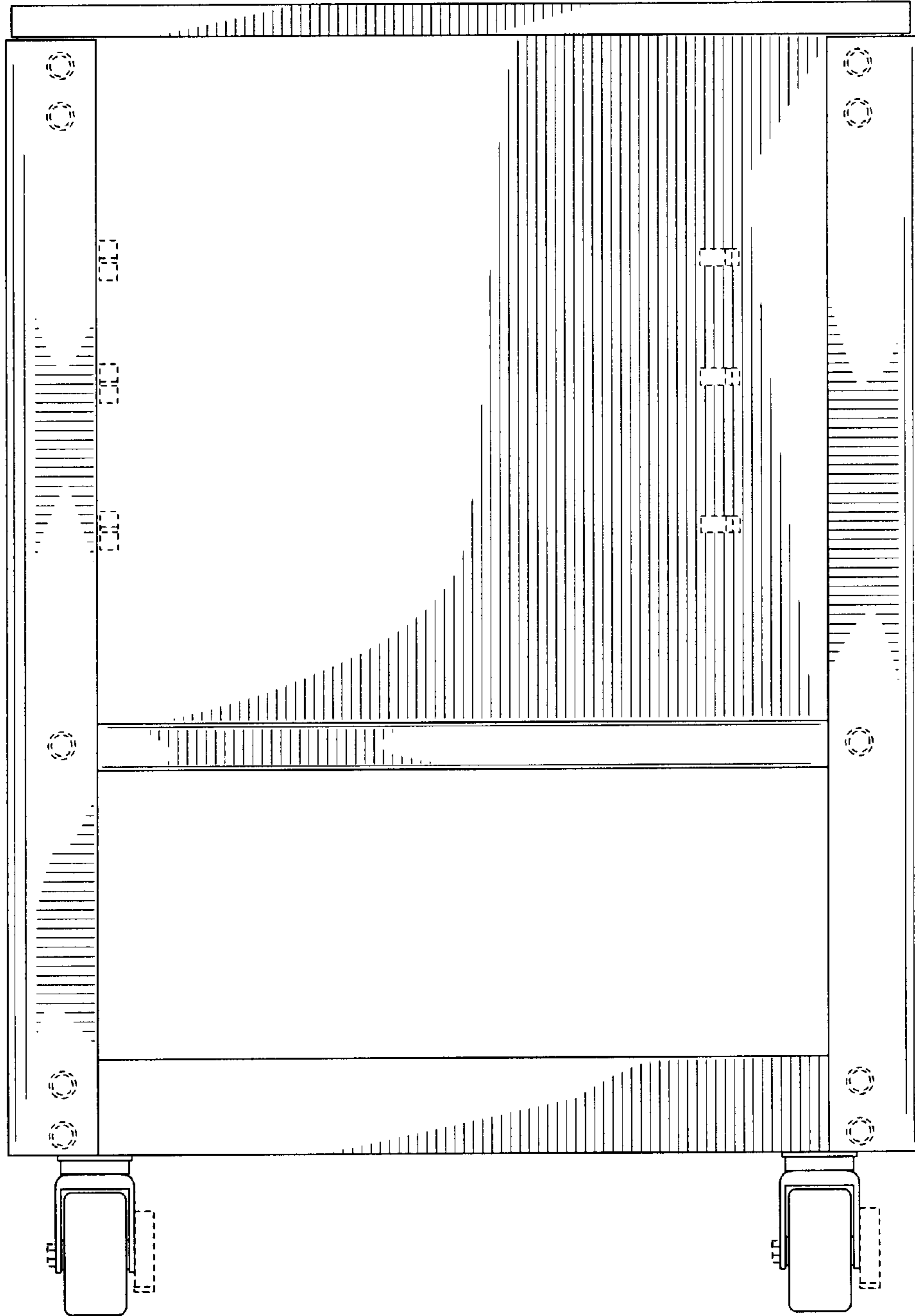
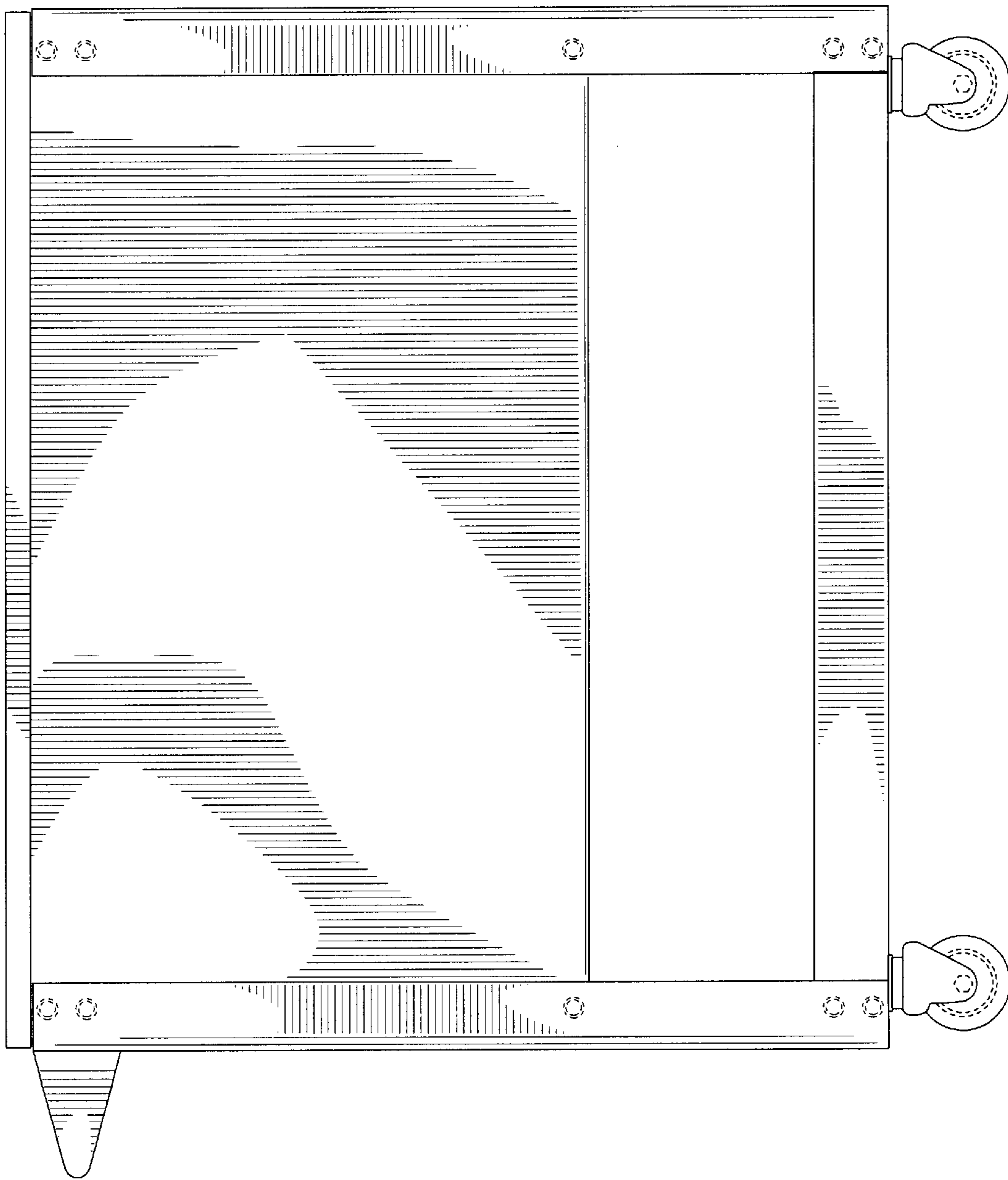


FIG. 4

FIG. 5








FIG. 6