

US00D523598S

(12) **United States Design Patent**
Carr et al.

(10) **Patent No.: US D523,598 S**
(45) **Date of Patent: ** Jun. 20, 2006**

(54) **EXTRACTOR HANDLE PORTION**
(75) Inventors: **Adam G. Carr**, Ada, MI (US);
Douglas J. Medema, Belding, MI (US)
(73) Assignee: **Bissell Homecare, Inc.**, Grand Rapids,
MI (US)
(**) Term: **14 Years**

D441,154 S * 4/2001 Roberts et al. D32/31
D451,655 S * 12/2001 Roberts et al. D32/34
D453,596 S * 2/2002 Farone et al. D32/31
D460,228 S * 7/2002 Zahuranec et al. D32/31
D493,926 S * 8/2004 Downey et al. D32/31
D495,457 S 8/2004 Santiago et al.
6,800,140 B1 * 10/2004 Hansen 134/21

* cited by examiner

Primary Examiner—Louis S. Zarfes
Assistant Examiner—Kathleen Sims
(74) *Attorney, Agent, or Firm*—McGarry Bair PC

(21) Appl. No.: **29/225,349**
(22) Filed: **Mar. 15, 2005**

(51) **LOC (8) Cl.** **15-05**
(52) **U.S. Cl.** **D32/15**
(58) **Field of Classification Search** D32/21,
D32/23, 31, 18, 17, 22, 24, 30, 33, 32, 34;
55/429, DIG. 3, 337, 345; 15/347, 352, 327.1–327.7,
15/320, 321, 344, 329, 361, 400, 410, 412,
15/414, 415.1–421.1, 323, 350, 351, 353,
15/322, 339

(57) **CLAIM**

The ornamental design for an extractor handle portion, as shown and described.

See application file for complete search history.

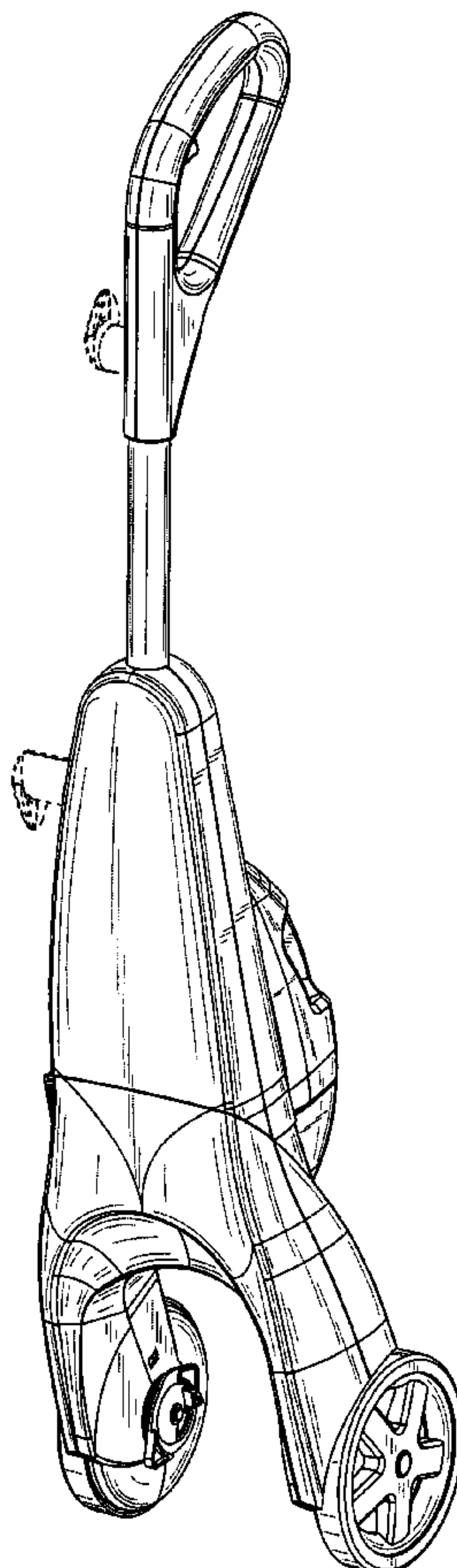
DESCRIPTION

FIG. 1 is a front perspective view of an extractor handle portion which embodies our design;
FIG. 2 is a front view thereof;
FIG. 3 is a rear view thereof;
FIG. 4 is a left side view thereof;
FIG. 5 is a right side view thereof; and,
FIG. 6 is a top view.
The material in dotted lines forms no part of our design.

(56) **References Cited**
U.S. PATENT DOCUMENTS

D406,928 S * 3/1999 Rowley et al. D32/22
D435,708 S * 12/2000 Medema et al. D32/31
D439,380 S 3/2001 Medema et al.

1 Claim, 4 Drawing Sheets



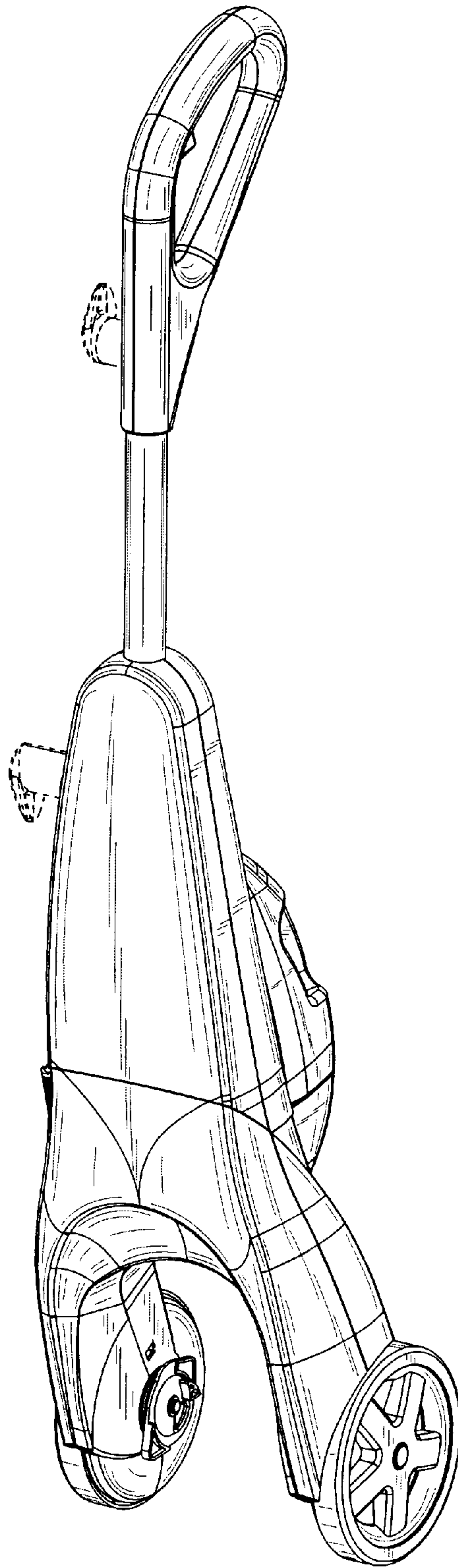


Fig. 1

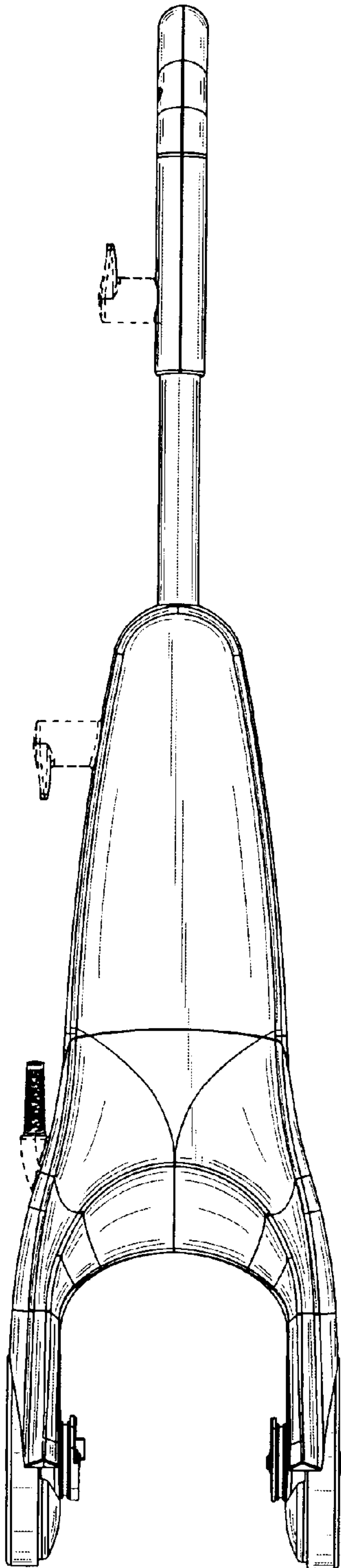


Fig. 2

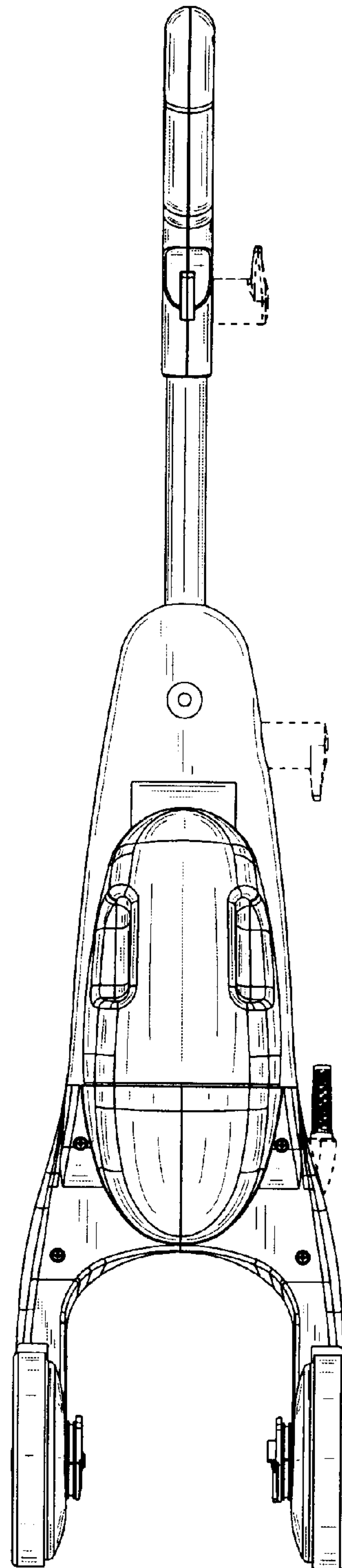


Fig. 3

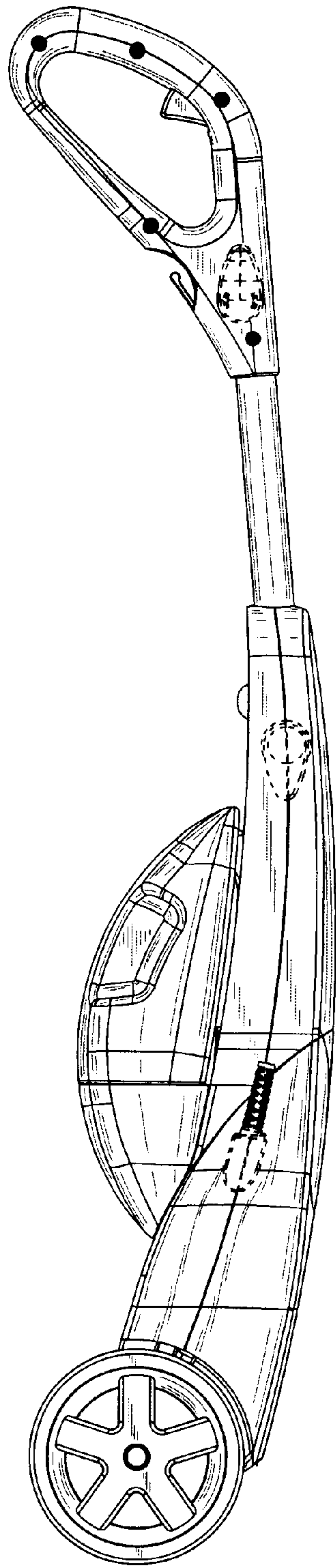


Fig. 4

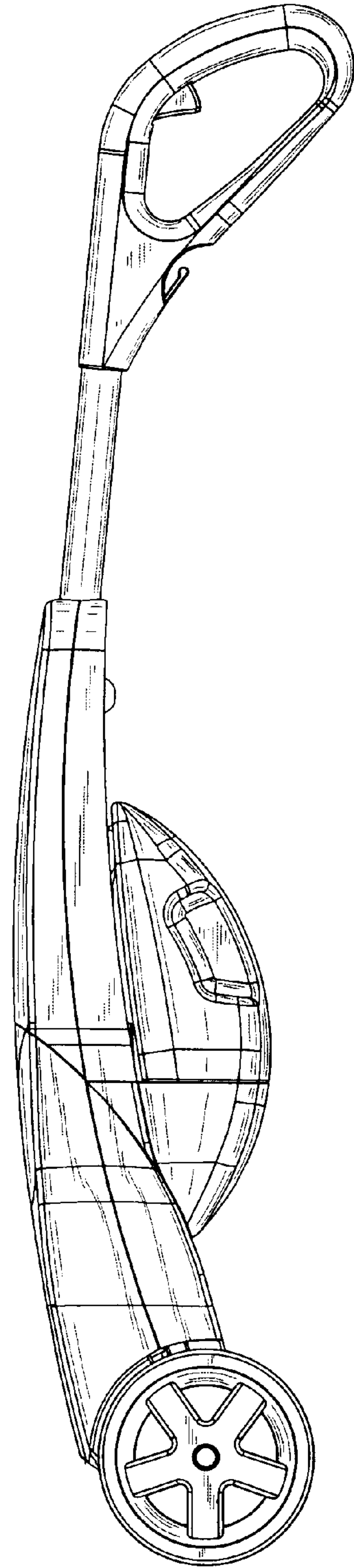


Fig. 5

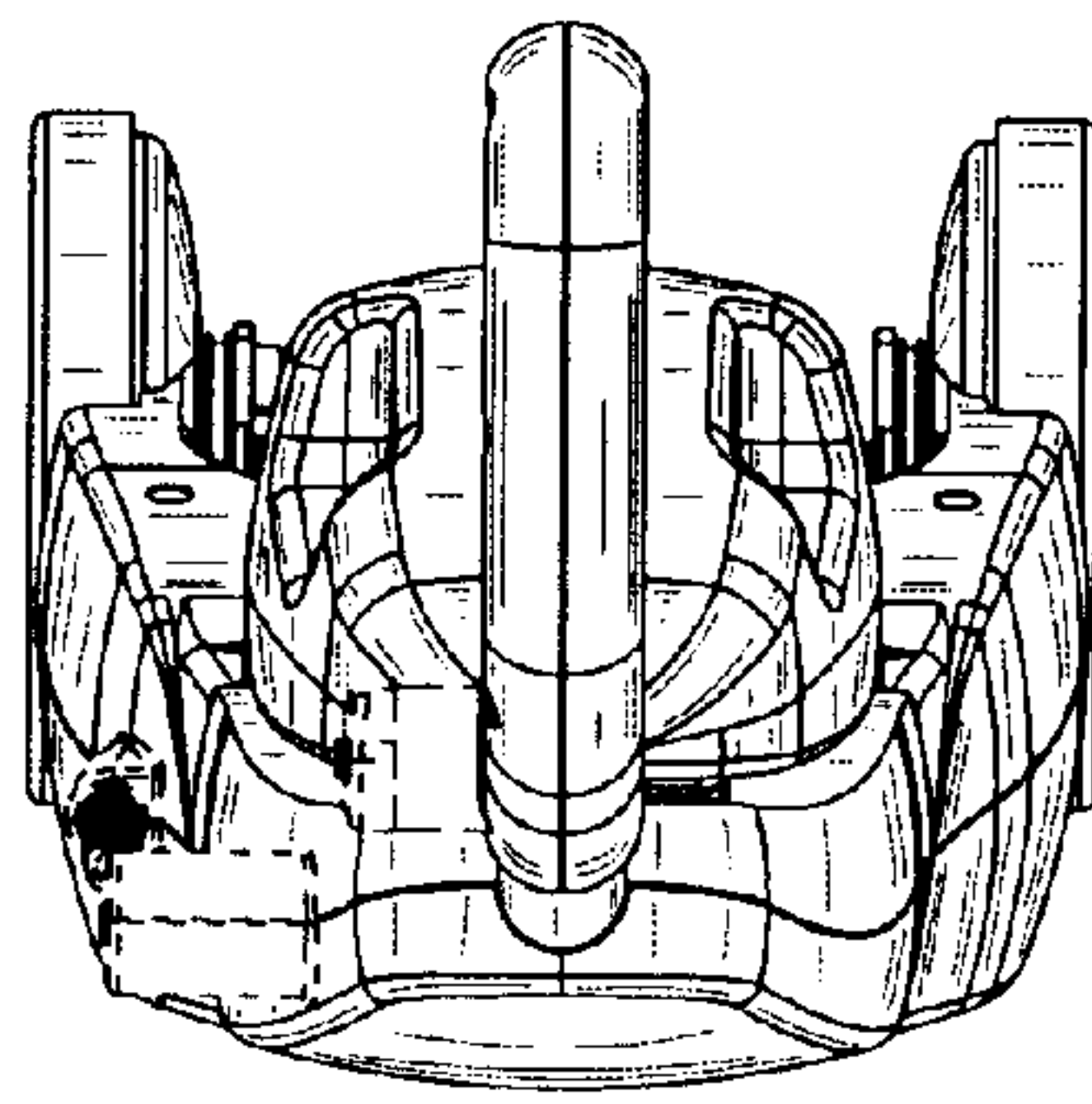


Fig. 6