

US00D523589S

(12) **United States Design Patent**
Farshid

(10) **Patent No.:** **US D523,589 S**
(45) **Date of Patent:** **** Jun. 20, 2006**

(54) **LIMB PROTECTOR**

D479,425 S * 9/2003 Emoff D6/601
6,807,891 B1 * 10/2004 Fisher 2/2.5

(75) Inventor: **Amir Farshid**, Ottawa (CA)

* cited by examiner

(73) Assignee: **Med-Eng Systems, Inc.**, Ottawa (CA)

Primary Examiner—Gary D. Watson
Assistant Examiner—T. Chase Nelson

(**) Term: **14 Years**

(74) *Attorney, Agent, or Firm*—Woodard, Emhardt,
Moriarty, McNett & Henry LLP

(21) Appl. No.: **29/220,982**

(57) **CLAIM**

(22) Filed: **Jan. 7, 2005**

The ornamental design for a limb protector, as shown and described.

(51) **LOC (8) Cl.** **29-02**

(52) **U.S. Cl.** **D29/120.1**

(58) **Field of Classification Search** D29/100,
D29/120.1, 121.1, 122; D2/901; D24/190,
D24/183; 2/16, 22, 23, 24, 62, 267, 455,
2/910, 911; 602/3, 5, 6, 16, 23, 26; D6/595,
D6/596, 601

DESCRIPTION

See application file for complete search history.

FIG. 1 is a front view of a first embodiment of the limb protector embodying the design;
FIG. 2 is a left-side view thereof;
FIG. 3 is a right-side view thereof;
FIG. 4 is a front view of a second embodiment of the limb protector embodying the design;
FIG. 5 is a left-side view of the second embodiment of the limb protector; and,
FIG. 6 is a right-side view of the second embodiment of the limb protector.

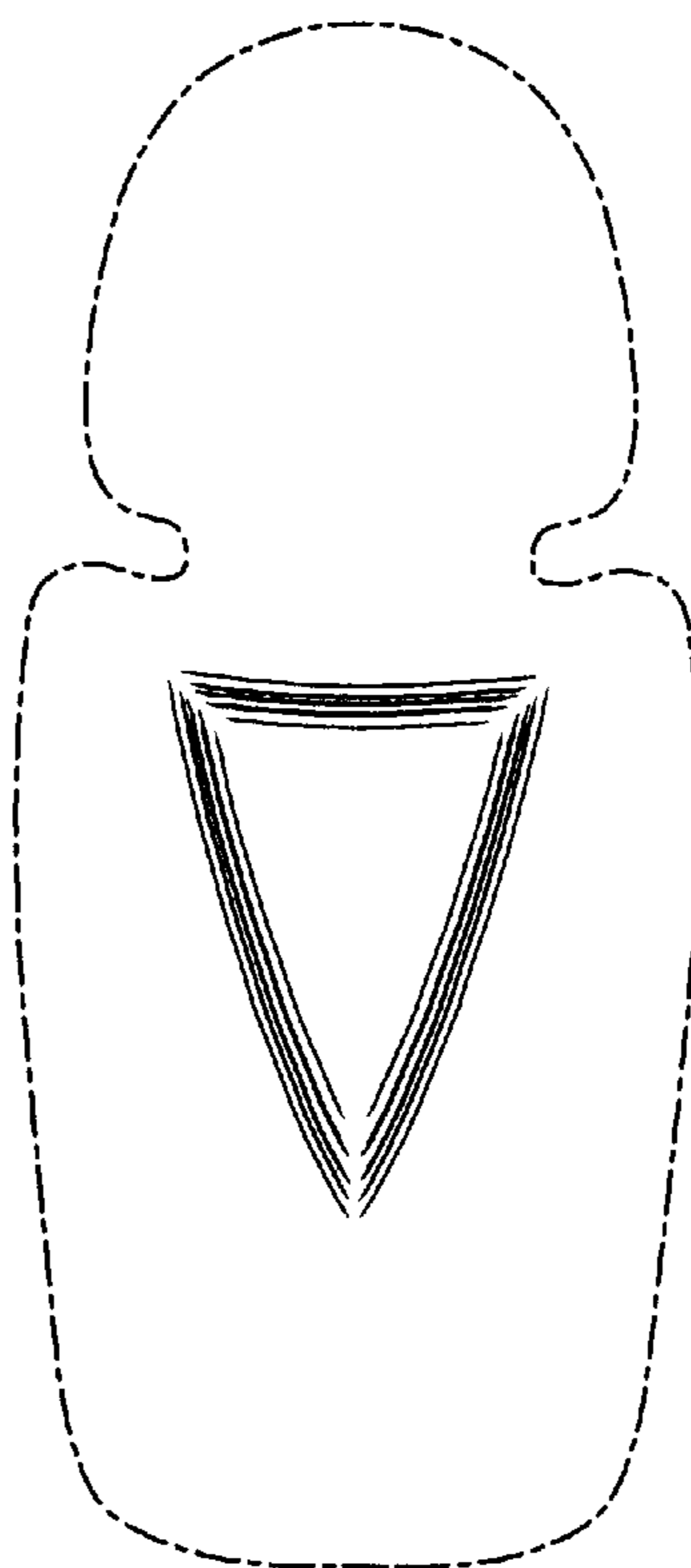
(56) **References Cited**

U.S. PATENT DOCUMENTS

3,044,075	A	*	7/1962	Rawlings	2/22
3,909,847	A	*	10/1975	Holt et al.	2/465
4,353,858	A	*	10/1982	Gilleo et al.	428/187
D277,316	S	*	1/1985	Meares	D6/601
4,665,575	A	*	5/1987	Raught	5/722
D388,999	S	*	1/1998	Murphy	D6/601
D397,576	S	*	9/1998	Friedman	D6/601
5,819,323	A	*	10/1998	Edenfield	2/466
6,044,505	A	*	4/2000	Friedman	D6/601
D464,521	S	*	10/2002	Graves	D6/601

The claim is directed to the raised, generally triangular shape and area within it bounded by the solid line contours defining this shape. The broken line depiction of elements that are part of the environment of the design and the areas within them, other than the raised, generally triangular shape, form no part of the claimed design.

1 Claim, 2 Drawing Sheets



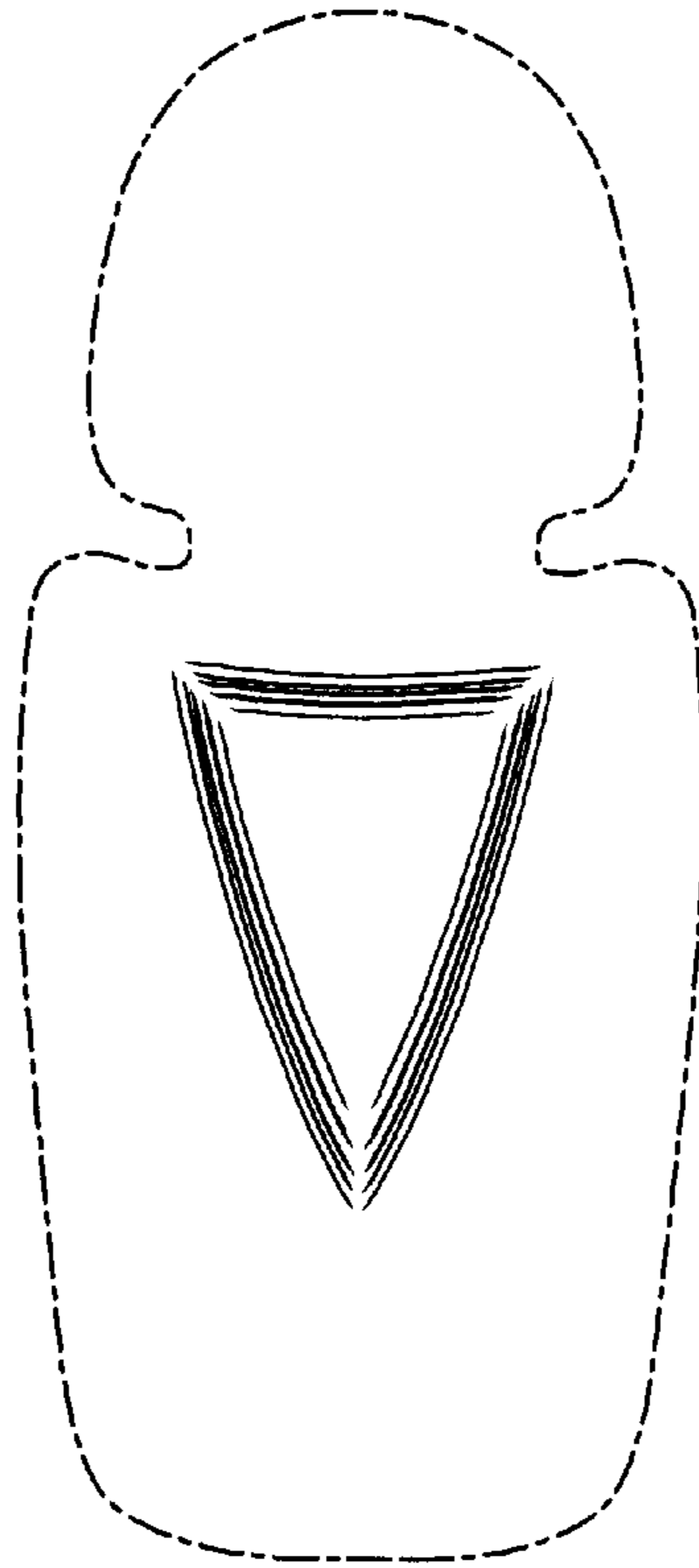


FIG. 1



FIG. 2

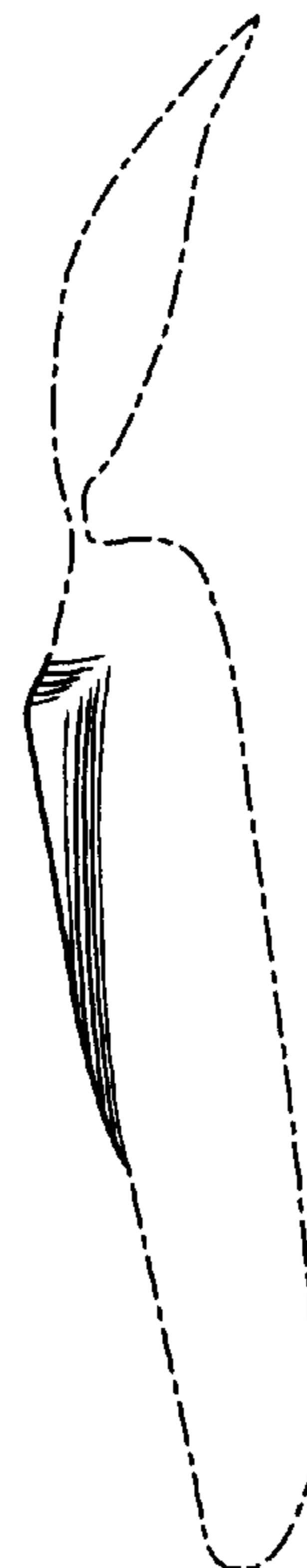


FIG. 3

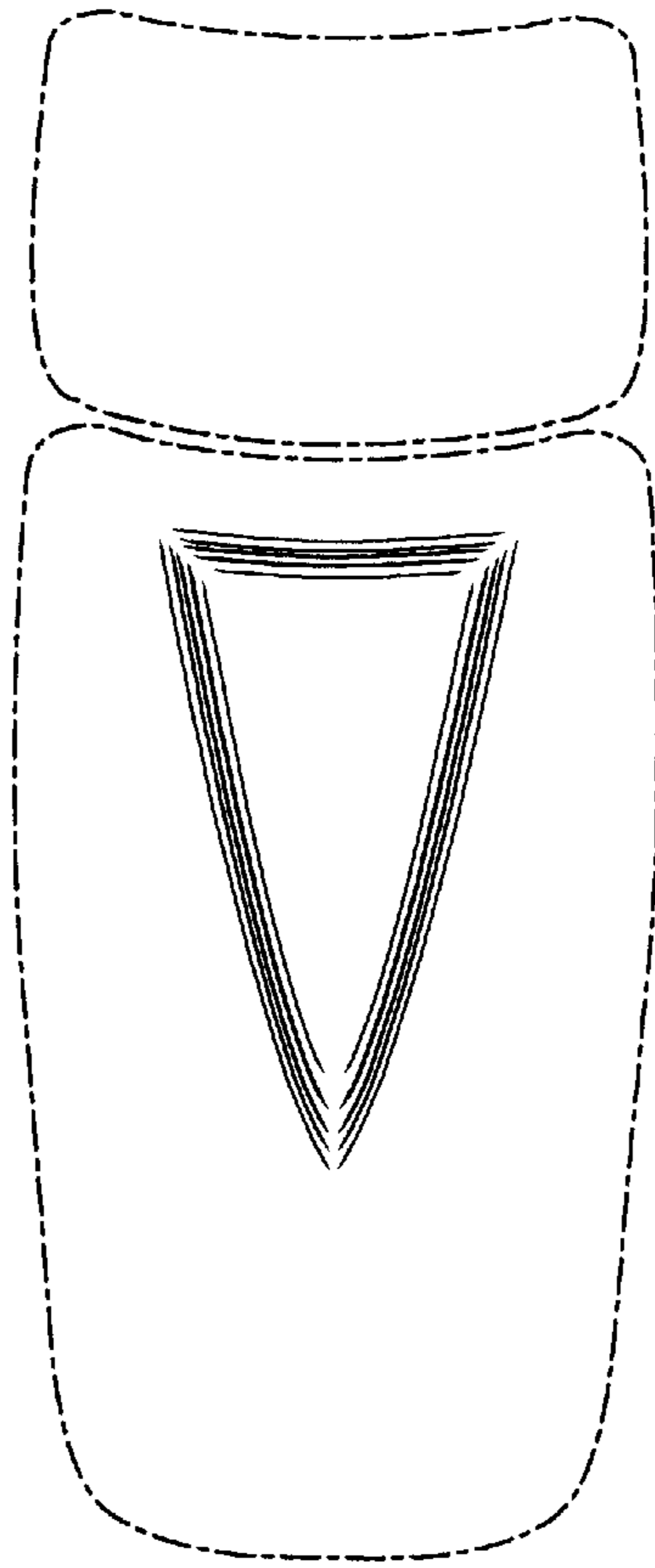


FIG. 4




FIG. 5

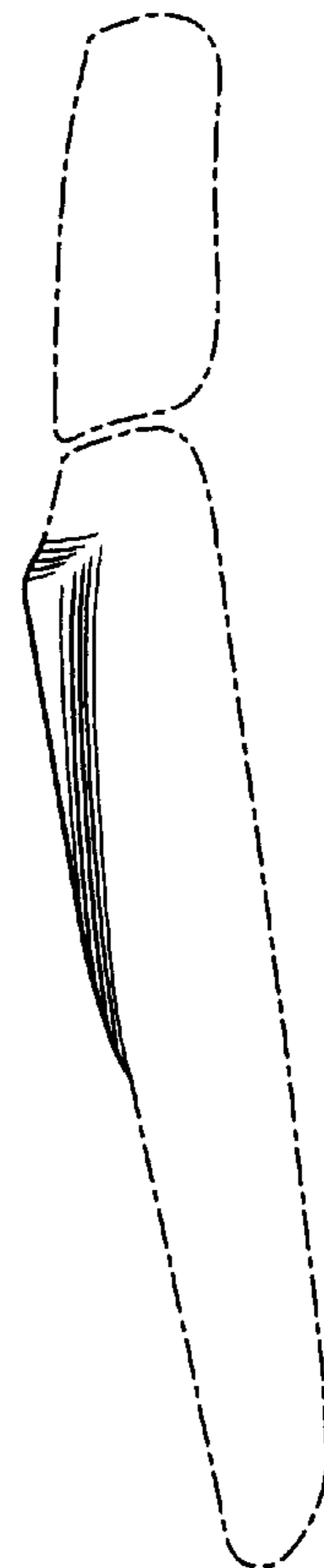


FIG. 6