



US00D523546S

(12) **United States Design Patent**  
**Flore**

(10) **Patent No.:** **US D523,546 S**  
(45) **Date of Patent:** **\*\* Jun. 20, 2006**

(54) **CEILING MOUNT**

(75) Inventor: **Miguel Flore**, Riverside, CA (US)

(73) Assignee: **Minka Lighting, Inc.**, Corona, CA (US)

(\*\*) Term: **14 Years**

(21) Appl. No.: **29/227,997**

(22) Filed: **Apr. 19, 2005**

(51) **LOC (8) Cl.** ..... **23-04**

(52) **U.S. Cl.** ..... **D23/411**

(58) **Field of Classification Search** ..... D23/377,  
D23/379, 385, 411, 413; 416/5; D26/59,  
D26/81-88, 72; 362/96

See application file for complete search history.

(56) **References Cited**

**U.S. PATENT DOCUMENTS**

D440,647 S	*	4/2001	Lee	.....	D23/377
D454,630 S	*	3/2002	Hidalgo	.....	D23/377
D484,233 S	*	12/2003	Bucher et al.	.....	D23/377
D507,827 S	*	7/2005	Hidalgo	.....	D23/377

**OTHER PUBLICATIONS**

Emerson Internet Catalog; Castilla; Model #KF120SCK; printed from www.fanshack.com on Apr. 20, 2005.

Ellington Internet Catalog; LaRochelle; Model #ELLR54BGD5LKWCR2; printed from www.fanswork-soutlet.com on Apr. 20, 2005.

Patio Collection Internet Catalog; Model #014255; printed from www.ceilingfansontheweb.com on Apr. 20, 2005.

Home Lighting & Accessories; Dallas Summer Market catalog; Jun. 2004; pp. 50-51; Savoy House; U.S.A.

Minka Lighting, Inc.; MinkaAire 2005 catalog; Jan. 2005; p. 20; Minka Lighting, Inc.; U.S.A.

Minka Lighting, Inc.; MinkaAire 2005 catalog; Jan. 2005; pp. 48-49; Minka Lighting, Inc.; U.S.A.

Minka Lighting, Inc.; MinkaAire 2005 catalog; Jan. 2005; pp. 24-25; Minka Lighting, Inc.; U.S.A.

Minka Lighting, Inc.; MinkaAire 2005 catalog; Jan. 2005; pp. 50-51; Minka Lighting, Inc.; U.S.A.

Minka Lighting, Inc.; MinkaAire 2005 catalog; Jan. 2005; pp. 14-15; Minka Lighting, Inc.; U.S.A.

\* cited by examiner

*Primary Examiner*—Lisa Lichtenstein

(74) *Attorney, Agent, or Firm*—Baker & McKenzie LLP

(57) **CLAIM**

The ornamental design for a ceiling mount, as shown and described.

**DESCRIPTION**

FIG. 1 is a perspective view from below of a ceiling mount in accordance with my design;


FIG. 2 is an enlarged perspective view from below of the ceiling mount in accordance with my design;

FIG. 3 is an enlarged side elevation view of the ceiling mount in accordance with my design, the opposite side being a mirror image of that shown; and,

FIG. 4 is an enlarged top plan view of the ceiling mount in accordance with my design.

The broken lines showing environmental structure are for illustrative purposes and form no part of the claimed design.

**1 Claim, 2 Drawing Sheets**




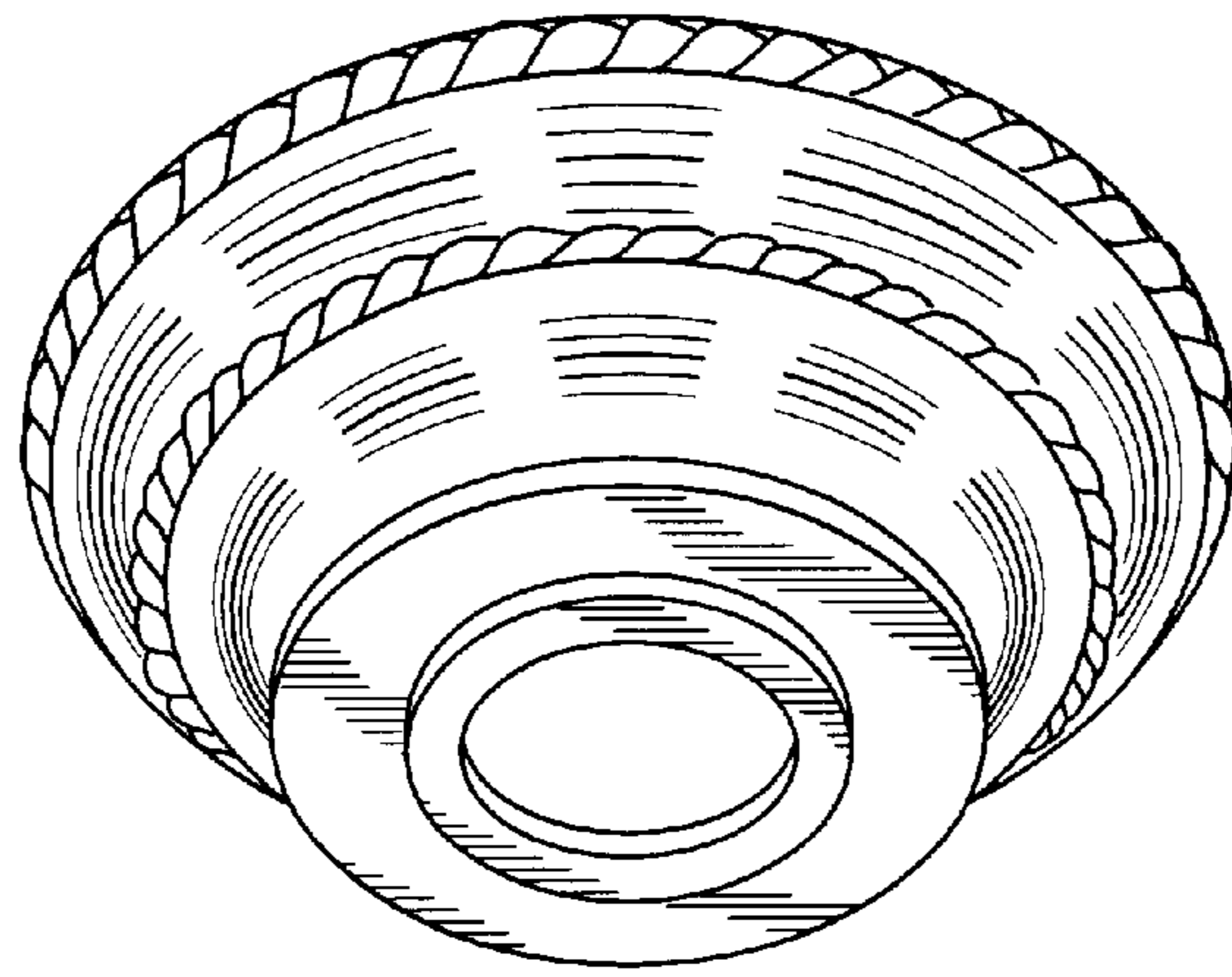
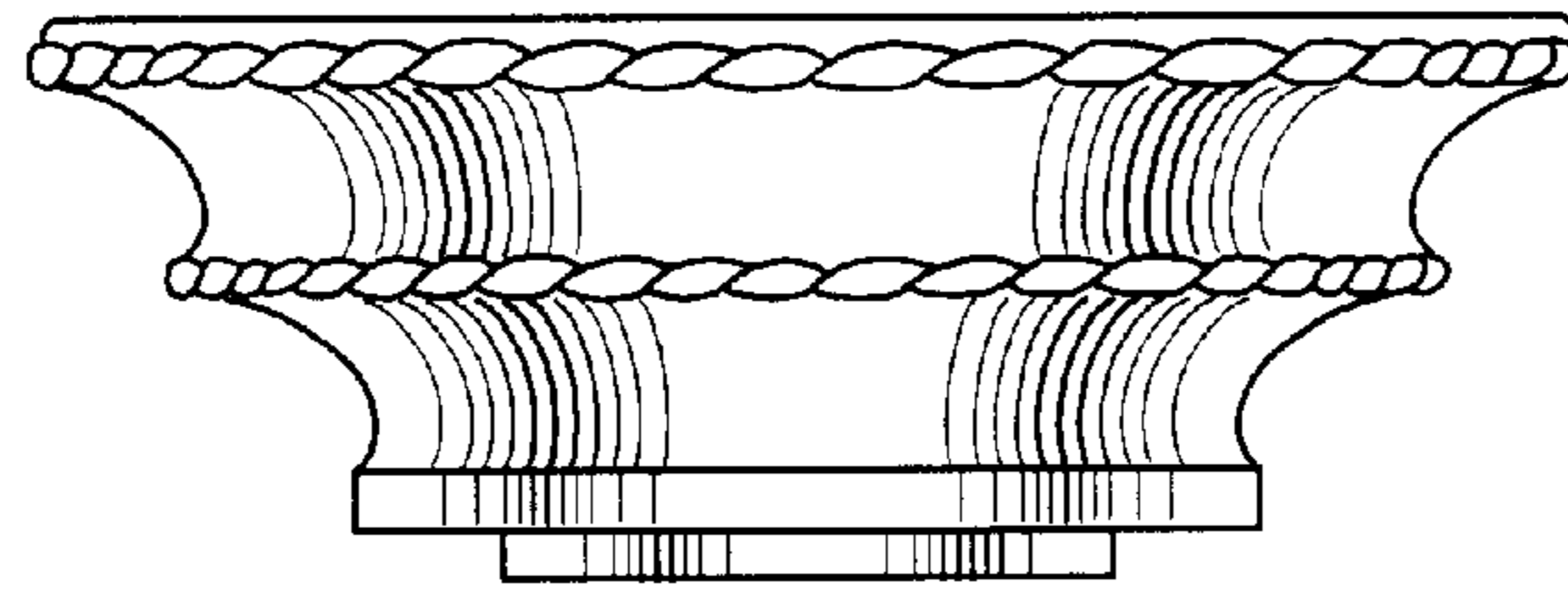


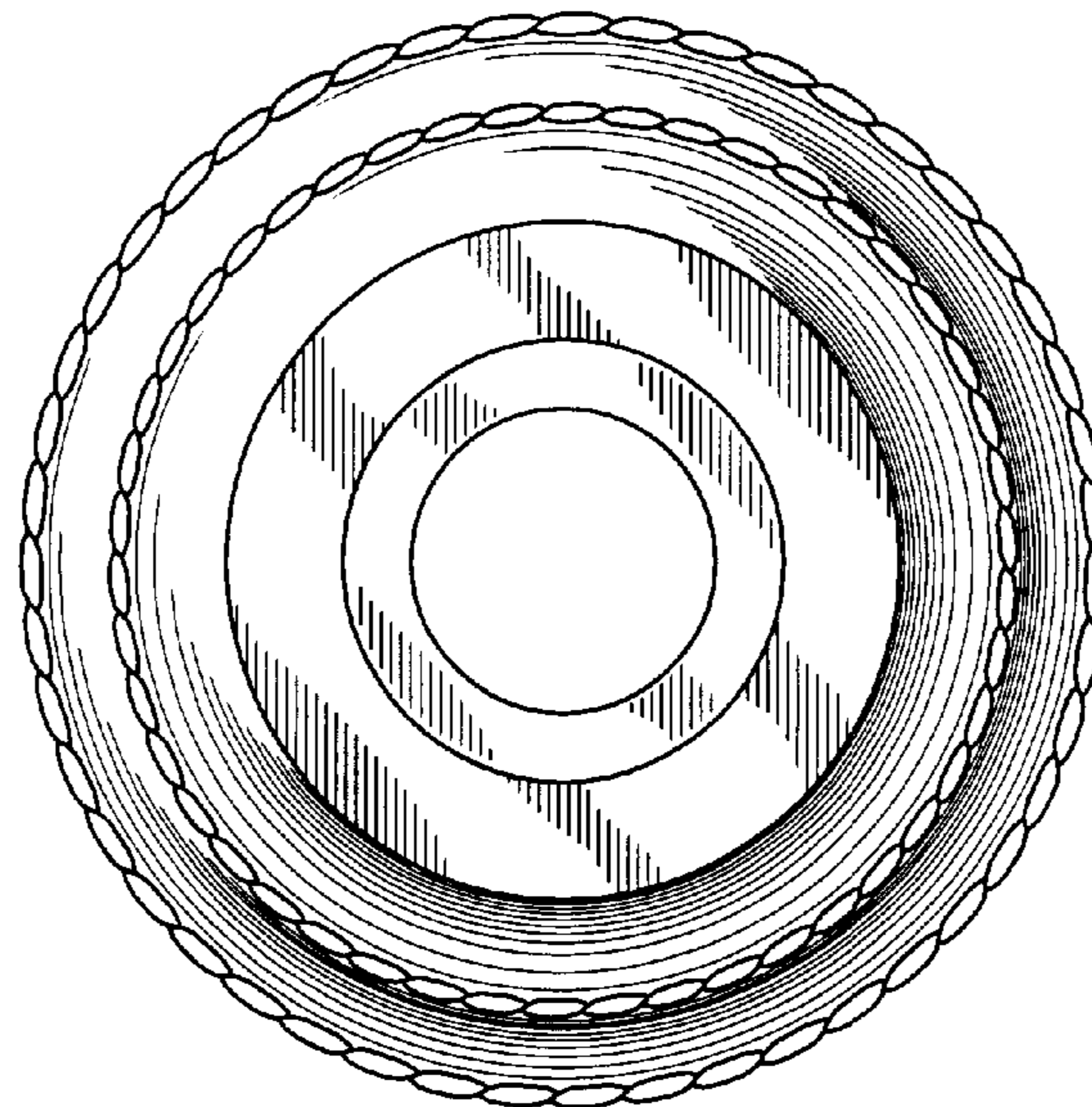
Fig.1



*Fig. 2*



*Fig. 3*



*Fig. 4*



UNITED STATES PATENT AND TRADEMARK OFFICE  
**CERTIFICATE OF CORRECTION**

PATENT NO. : Des. 523,546 S  
APPLICATION NO. : 29/227997  
DATED : June 20, 2006  
INVENTOR(S) : Miguel Flores

Page 1 of 1

It is certified that error appears in the above-identified patent and that said Letters Patent is hereby corrected as shown below:

On Title Page, Item (75) Col. 1 please change the name of the inventor "Miguel Flore"  
to --Miguel Flores--

Signed and Sealed this

Twenty-first Day of November, 2006

A handwritten signature in black ink on a light gray dotted background. The signature reads "Jon W. Dudas" in a cursive style.

JON W. DUDAS

*Director of the United States Patent and Trademark Office*