



US00D523536S

(12) **United States Design Patent**
Kosasih

(10) **Patent No.:** **US D523,536 S**

(45) **Date of Patent:** **** Jun. 20, 2006**

(54) **SPOUT**

(75) Inventor: **Angie L. Kosasih**, Rancho Santa Margarita, CA (US)

(73) Assignee: **Newfrey LLC**, Newark, DE (US)

(**) Term: **14 Years**

(21) Appl. No.: **29/225,925**

(22) Filed: **Mar. 22, 2005**

(51) **LOC (8) Cl.** **23-01**

(52) **U.S. Cl.** **D23/255**

(58) **Field of Classification Search** D23/238-257;
4/675-678; 137/801

See application file for complete search history.

(56) **References Cited**

U.S. PATENT DOCUMENTS

D293,601 S	1/1988	Hill et al.	
5,669,417 A *	9/1997	Lian-Jie	137/801
D389,898 S	1/1998	Delker	
D421,789 S *	3/2000	Delker et al.	D23/255
6,138,296 A *	10/2000	Baker	4/678
6,195,818 B1 *	3/2001	Rodstein et al.	4/678
6,256,810 B1	7/2001	Baker	

D461,542 S	8/2002	Shieh	
D463,533 S *	9/2002	Ko	D23/242
D491,638 S	6/2004	Lin	
D491,640 S	6/2004	Lin	
D491,642 S	6/2004	Lin	
6,817,379 B1	11/2004	Perla	

* cited by examiner

Primary Examiner—Louis S. Zarfaz

Assistant Examiner—Gregory Andoll

(74) *Attorney, Agent, or Firm*—Richard J. Veltman; John D. DelPonti

(57) **CLAIM**

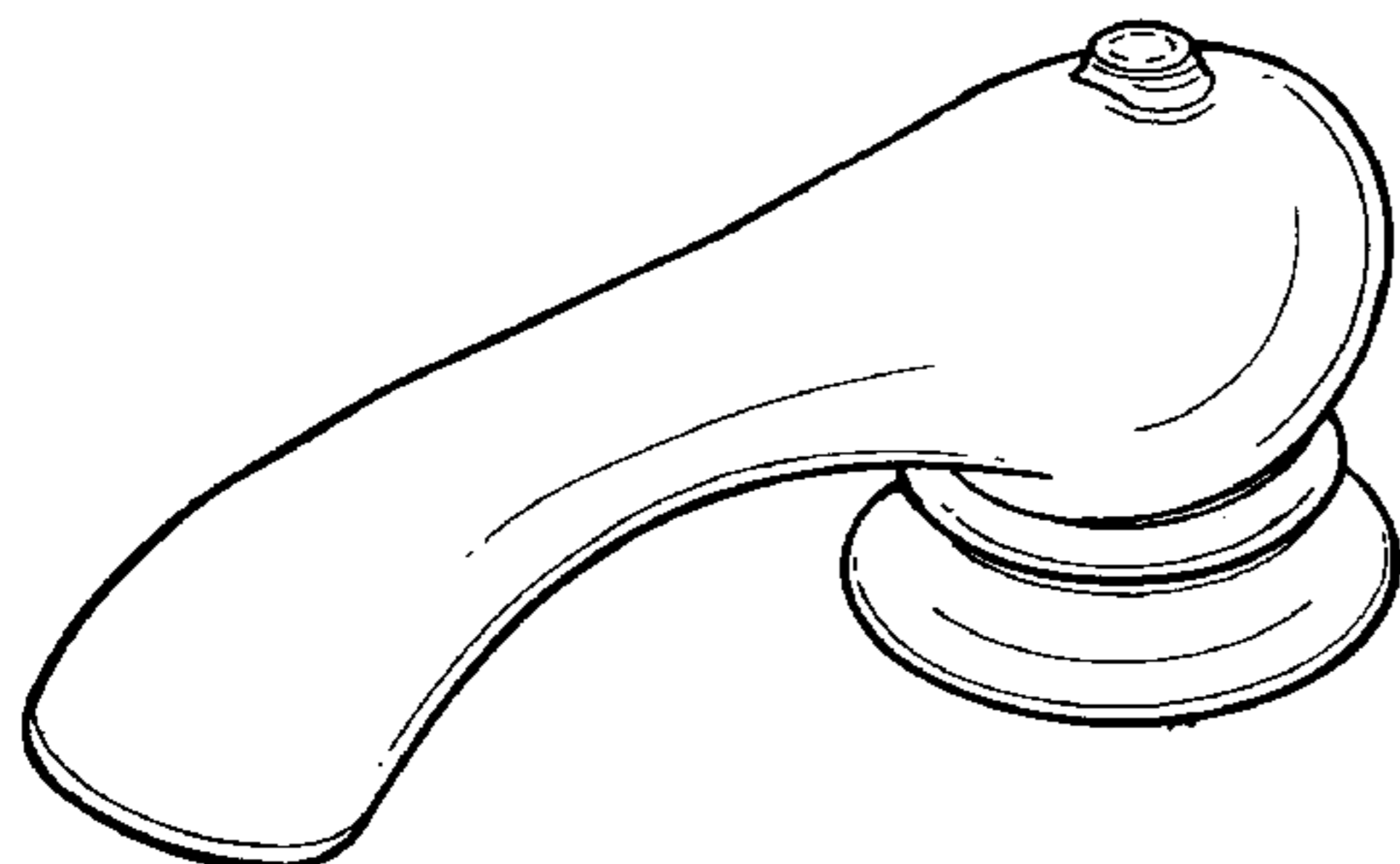
The ornamental design for a spout, as shown and described.

DESCRIPTION

FIG. 1 is a perspective view of the new design for a spout; FIG. 2 is a front view of the new design for a spout; FIG. 3 is a back view of the new design for a spout; FIG. 4 is a top view of the new design for a spout; FIG. 5 is a bottom view of the new design for a spout; and, FIG. 6 is a right side view of the new design for a spout, the left side view being a mirror image.

The broken lines in the Figures are for illustrative purposes only and form no part of the claimed design.

1 Claim, 2 Drawing Sheets



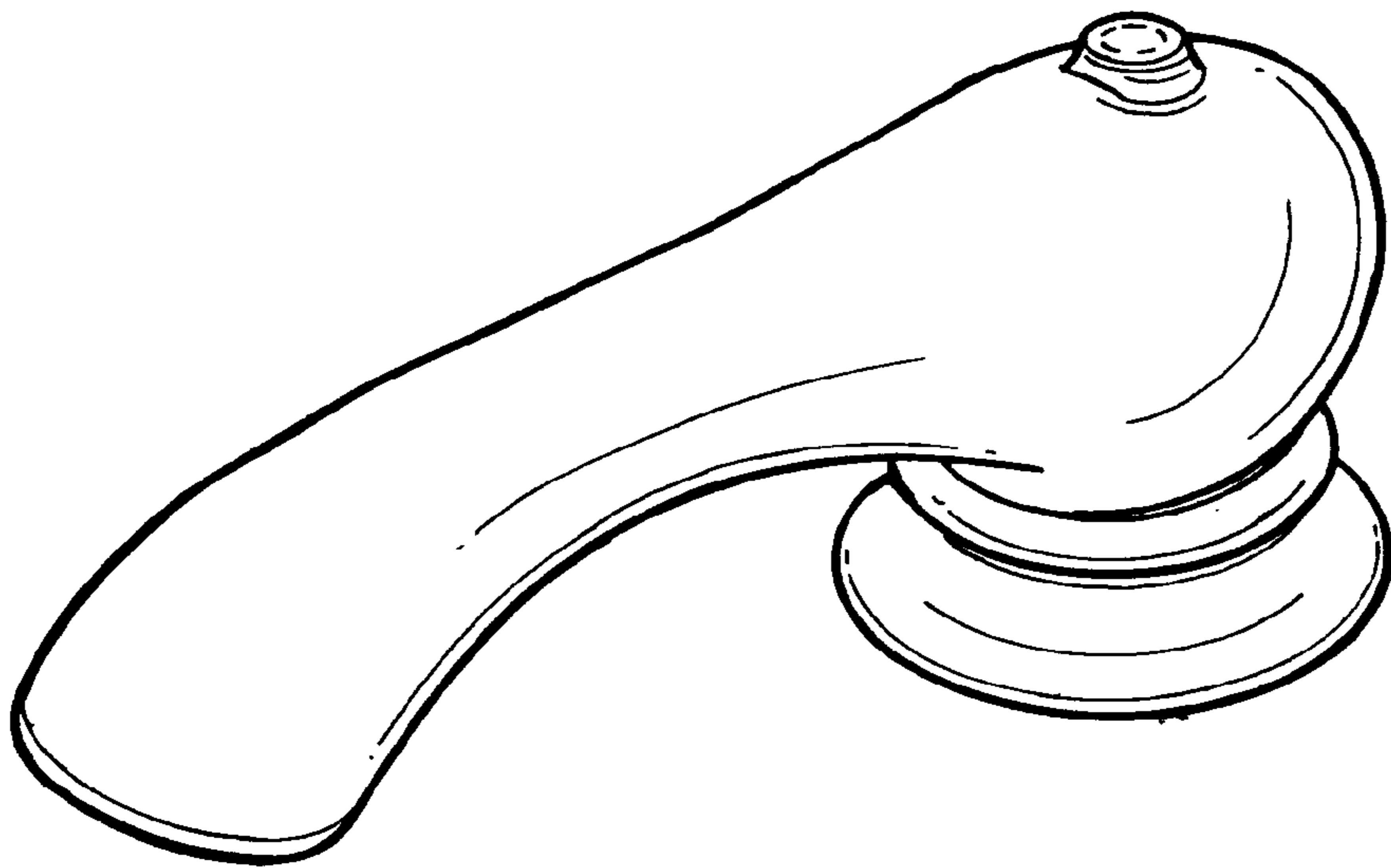


FIG. 1

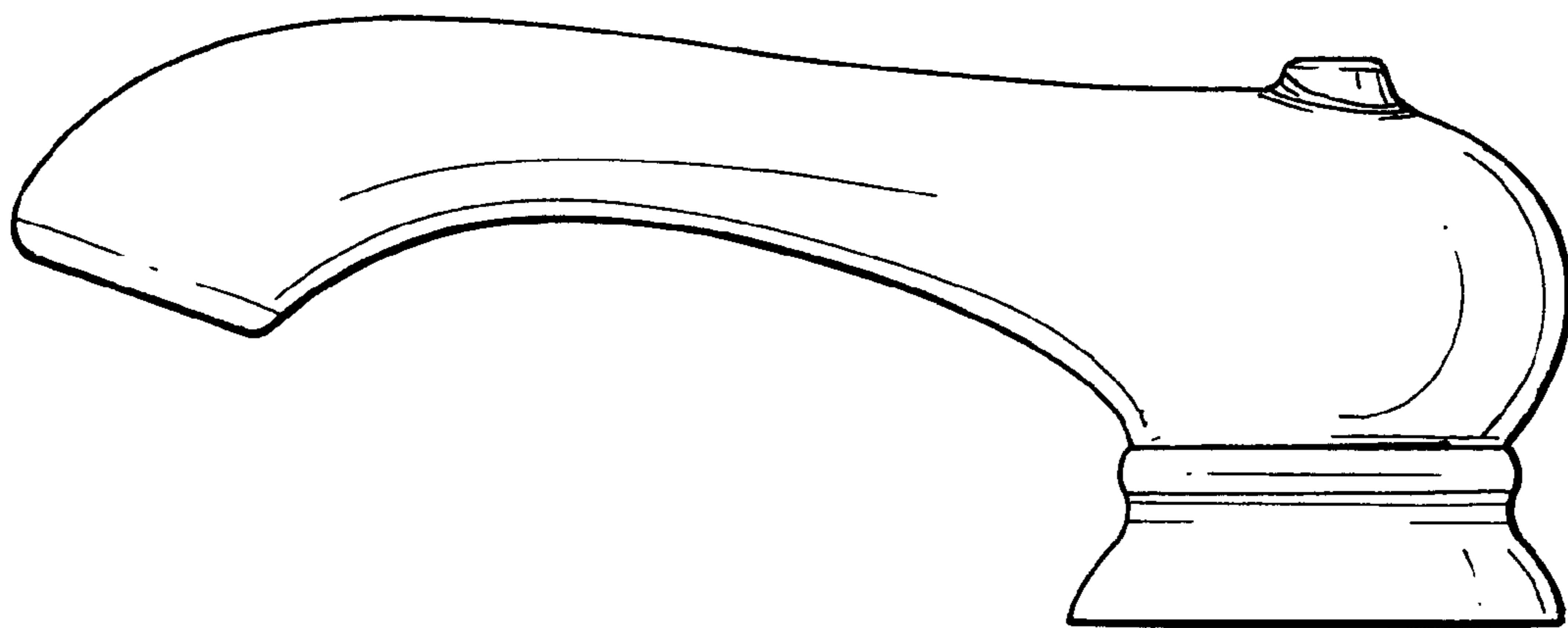


FIG. 6

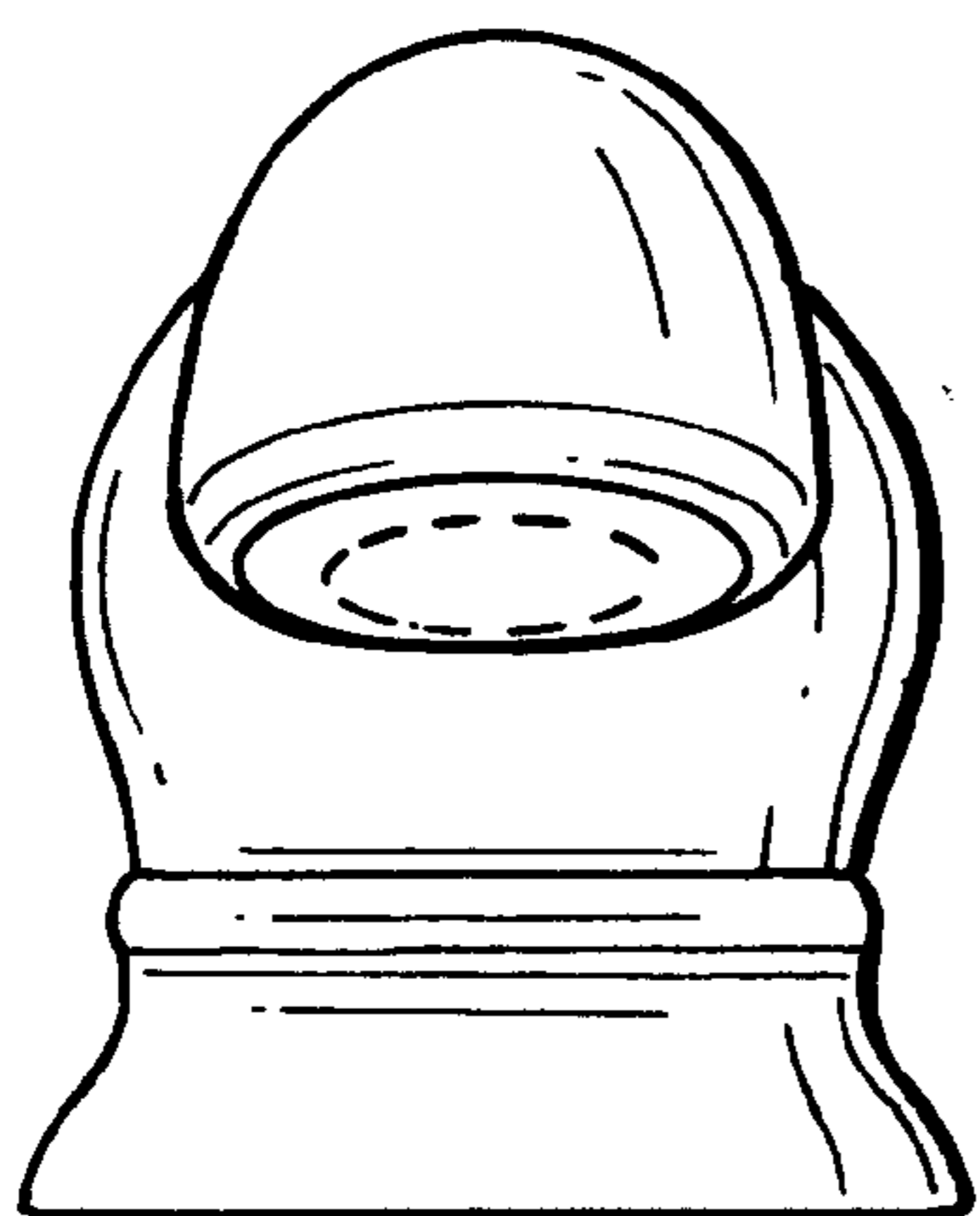


FIG. 2




FIG. 3



FIG. 4

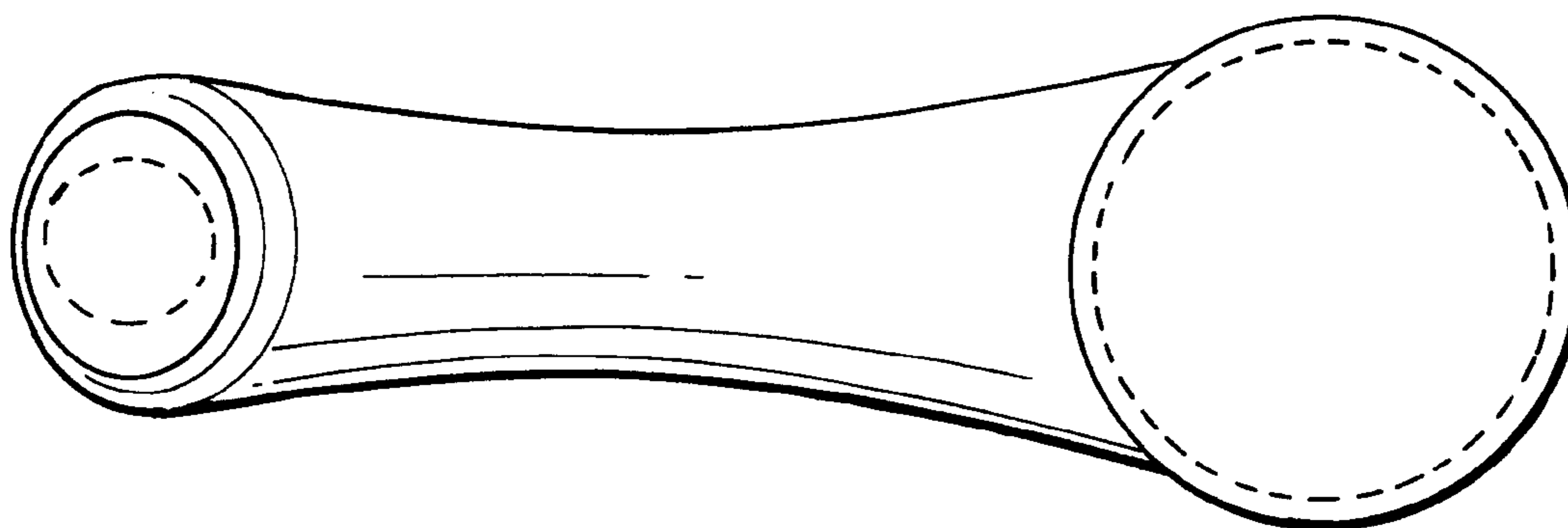


FIG. 5