



US00D523535S

(12) **United States Design Patent**
Fritz

(10) **Patent No.:** **US D523,535 S**
(45) **Date of Patent:** **** Jun. 20, 2006**

(54) **FAUCET ASSEMBLY**

(75) Inventor: **Seth Fritz**, Kendallville, IN (US)

(73) Assignee: **Masco Corporation of Indiana**,
Indianapolis, IN (US)

(**) Term: **14 Years**

(21) Appl. No.: **29/222,747**

(22) Filed: **Feb. 3, 2005**

(51) **LOC (8) Cl.** **23-01**

(52) **U.S. Cl.** **D23/255**

(58) **Field of Classification Search** D23/238-257;
4/675-678; 137/801

See application file for complete search history.

(56) **References Cited**

U.S. PATENT DOCUMENTS

- D384,729 S * 10/1997 Fabian D23/238
- D432,635 S * 10/2000 Spangler D23/255
- D469,158 S * 1/2003 Bouilloux et al. D23/238

- D470,917 S * 2/2003 Friedrich D23/238
- D471,254 S * 3/2003 Bonnell et al. D23/238

* cited by examiner

Primary Examiner—Louis S. Zarfes

Assistant Examiner—G. Andoll

(74) *Attorney, Agent, or Firm*—Kwadjo Adusei-Poku;
Lloyd D. Doigan


(57) **CLAIM**

The ornamental design for a faucet assembly, as shown and described.

DESCRIPTION

FIG. 1 is a front perspective view of a faucet assembly showing my design;
 FIG. 2 is a front elevational view thereof;
 FIG. 3 is a rear elevational view thereof;
 FIG. 4 is a right side elevational view, the left side elevational view being a mirror image thereof;
 FIG. 5 is a top plan view thereof; and,
 FIG. 6 is a rear perspective view thereof.

1 Claim, 6 Drawing Sheets






FIG. 1

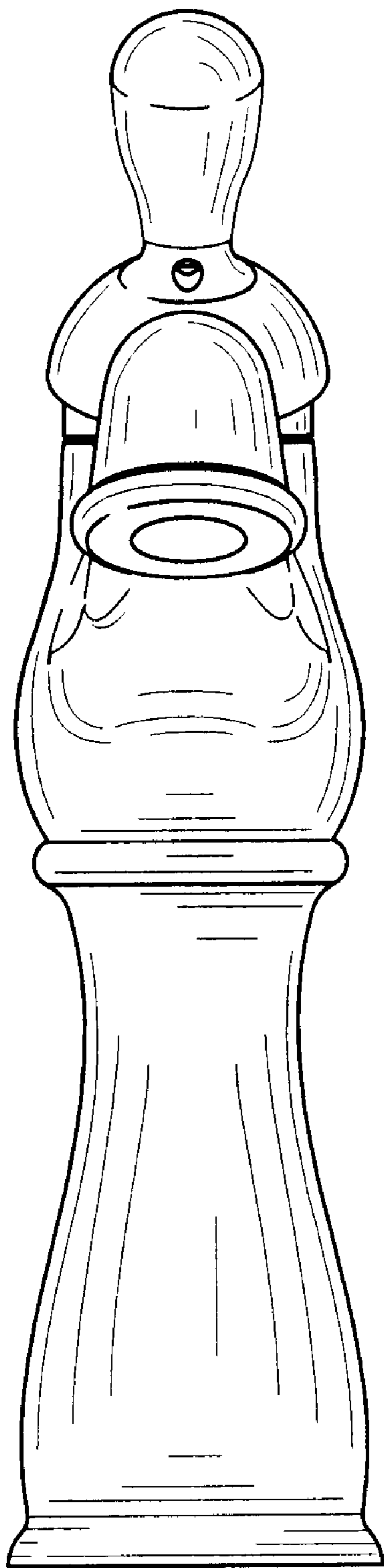


FIG. 2

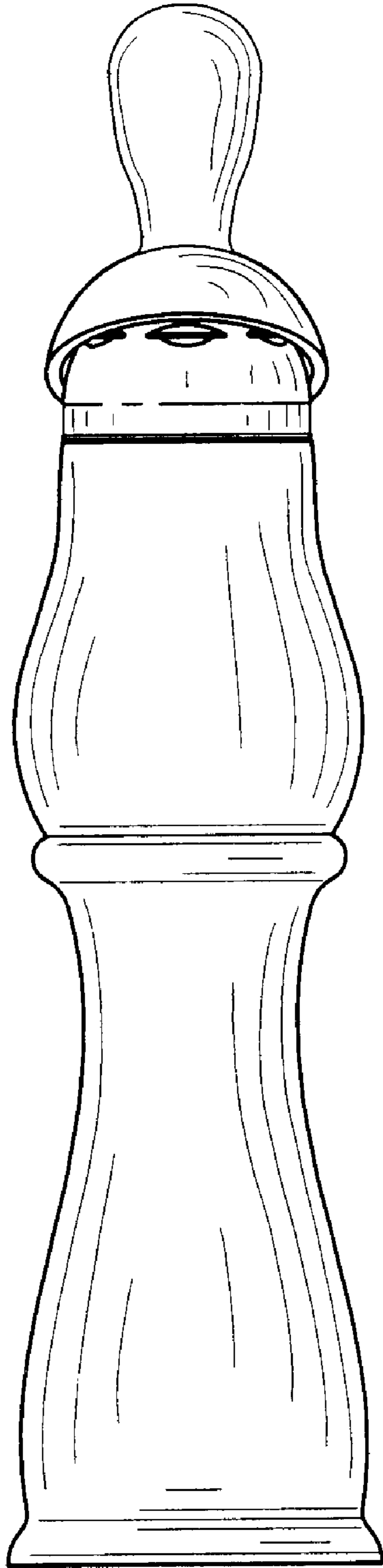


FIG. 3




FIG. 4

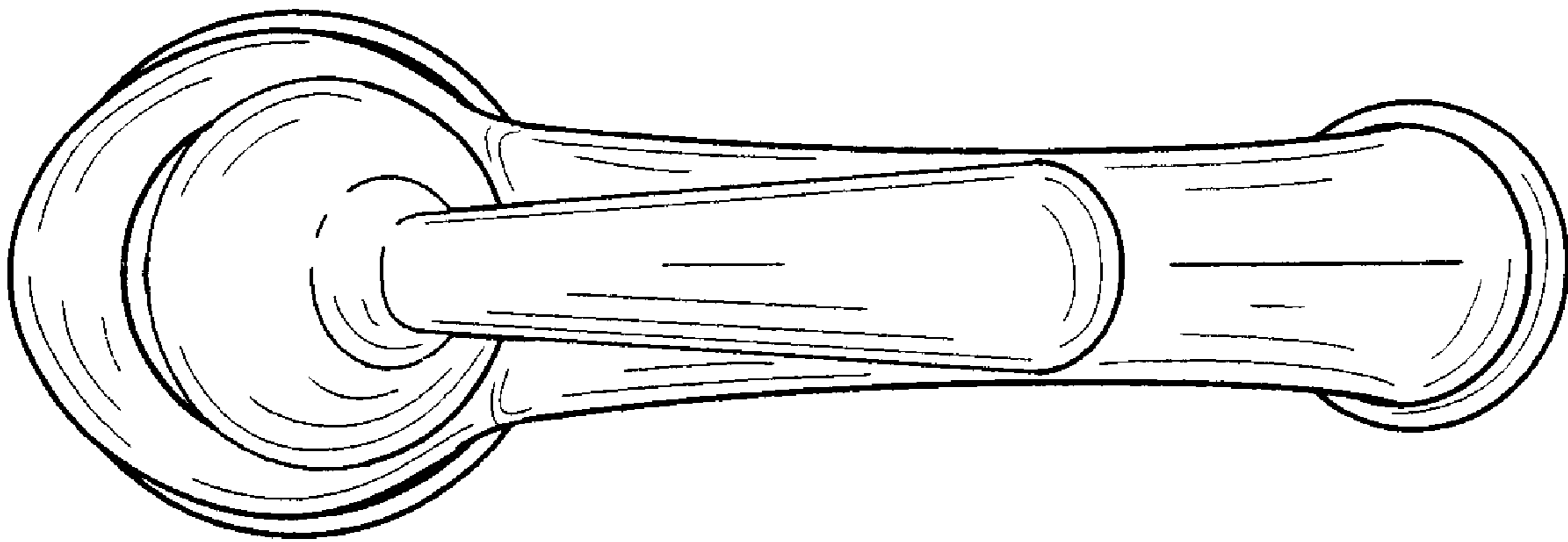


FIG. 5

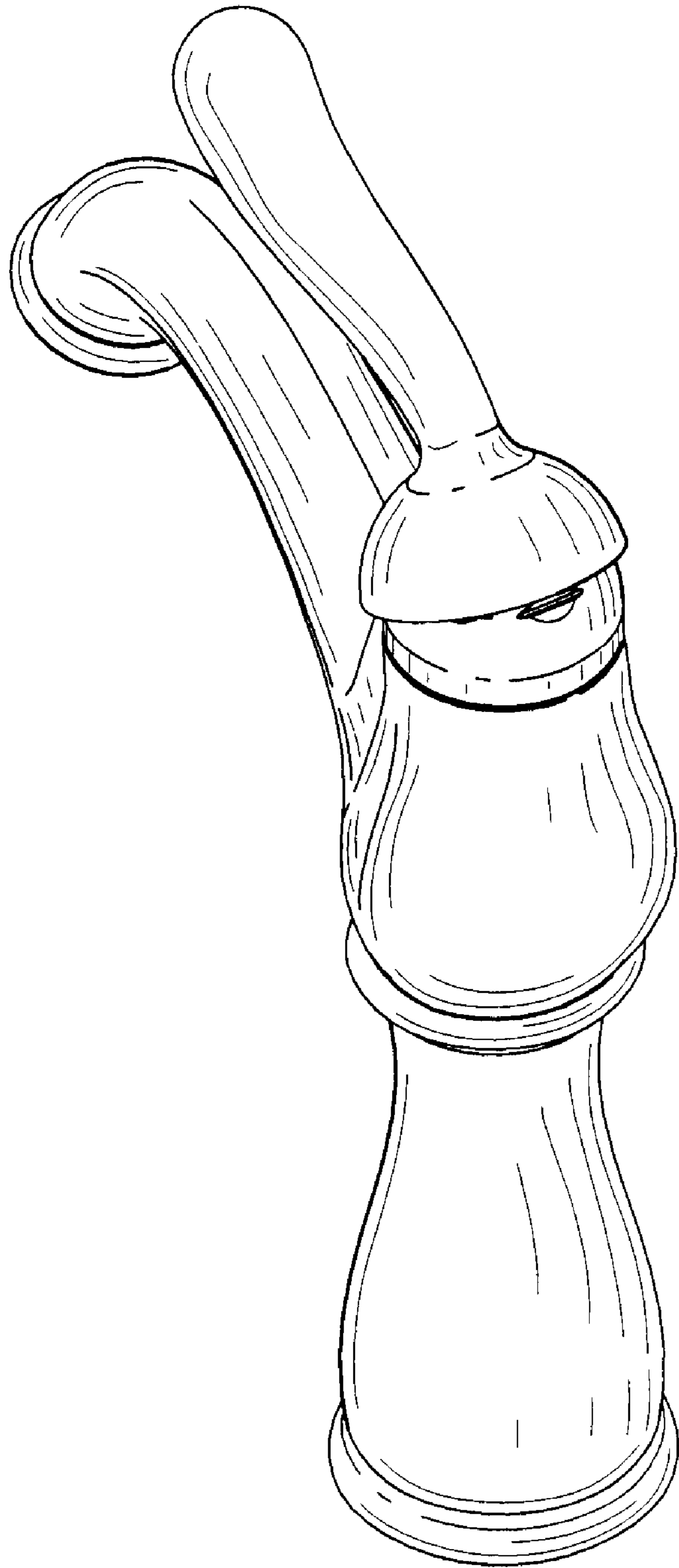


FIG. 6