

US00D523525S

(12) **United States Design Patent**  
**Hoernig**

(10) **Patent No.:** **US D523,525 S**

(45) **Date of Patent:** **\*\* Jun. 20, 2006**

(54) **FAUCET HANDLE**

D297,662 S \* 9/1988 Jans ..... D23/254  
D442,263 S \* 5/2001 Warshawsky et al. .... D23/250

(75) Inventor: **Victor Hoernig**, Lowell, IN (US)

\* cited by examiner

(73) Assignee: **Brasstech, Inc.**, Santa Ana, CA (US)

*Primary Examiner*—Louis S. Zarfes

(\*\*) Term: **14 Years**

*Assistant Examiner*—G. Andoll

(21) Appl. No.: **29/226,538**

(74) *Attorney, Agent, or Firm*—Kwadjo Adusei-Poku;  
Lloyd D. Doigan

(22) Filed: **Mar. 30, 2005**

(57) **CLAIM**

(51) **LOC (8) Cl.** ..... **23-01**

The ornamental design for a faucet handle, as shown and described.

(52) **U.S. Cl.** ..... **D23/250**

(58) **Field of Classification Search** ..... D23/238–257;  
D8/250–257, 300–322, DIG. 3; 16/110.1;  
4/675–678; 137/801

**DESCRIPTION**

See application file for complete search history.

FIG. 1 is a front perspective view of a faucet handle showing my design;

FIG. 2 is a elevational view thereof; and,

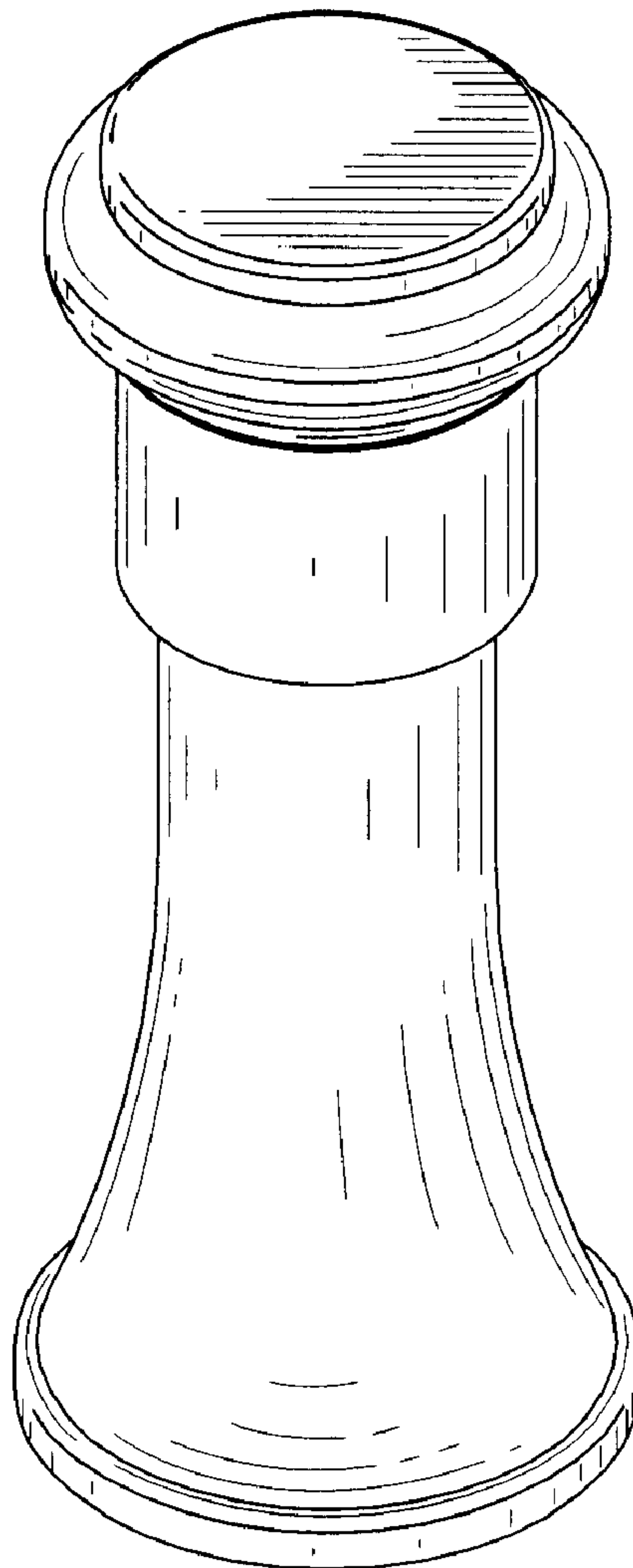
FIG. 3 is a top plan view thereof.

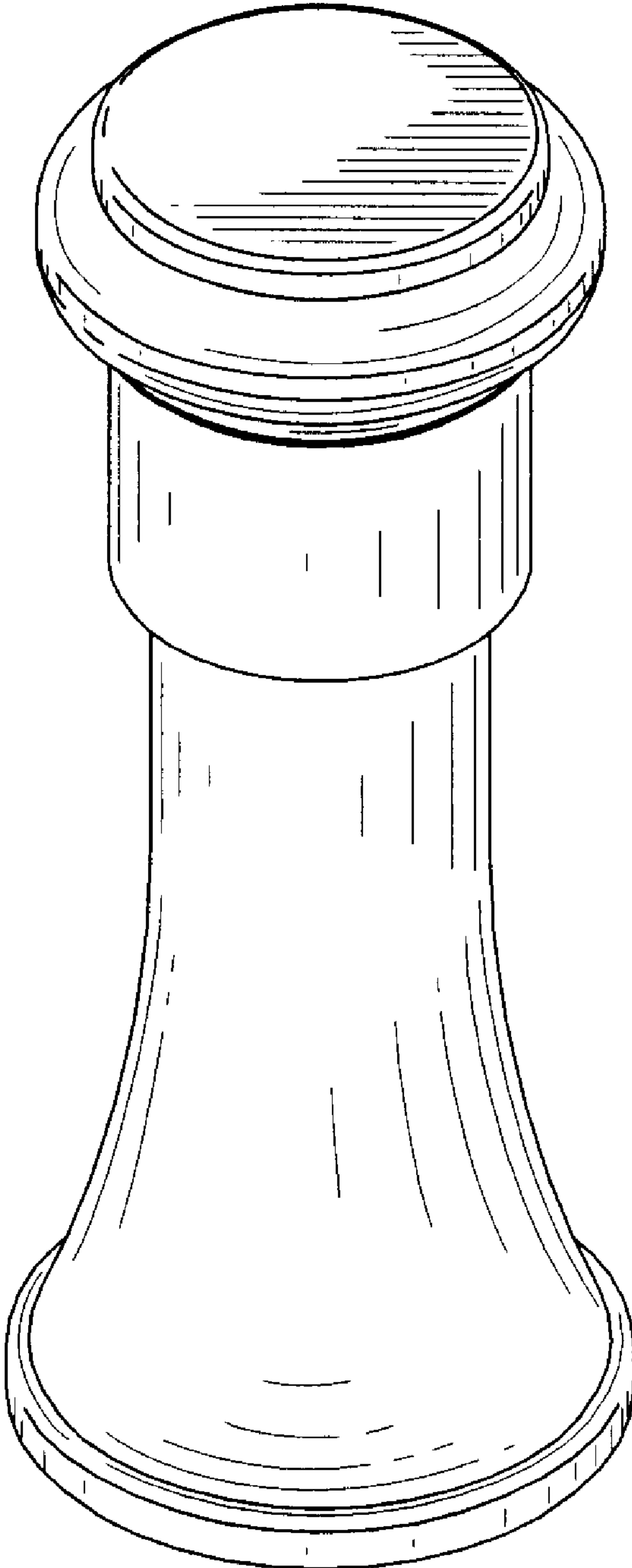
(56) **References Cited**

**U.S. PATENT DOCUMENTS**

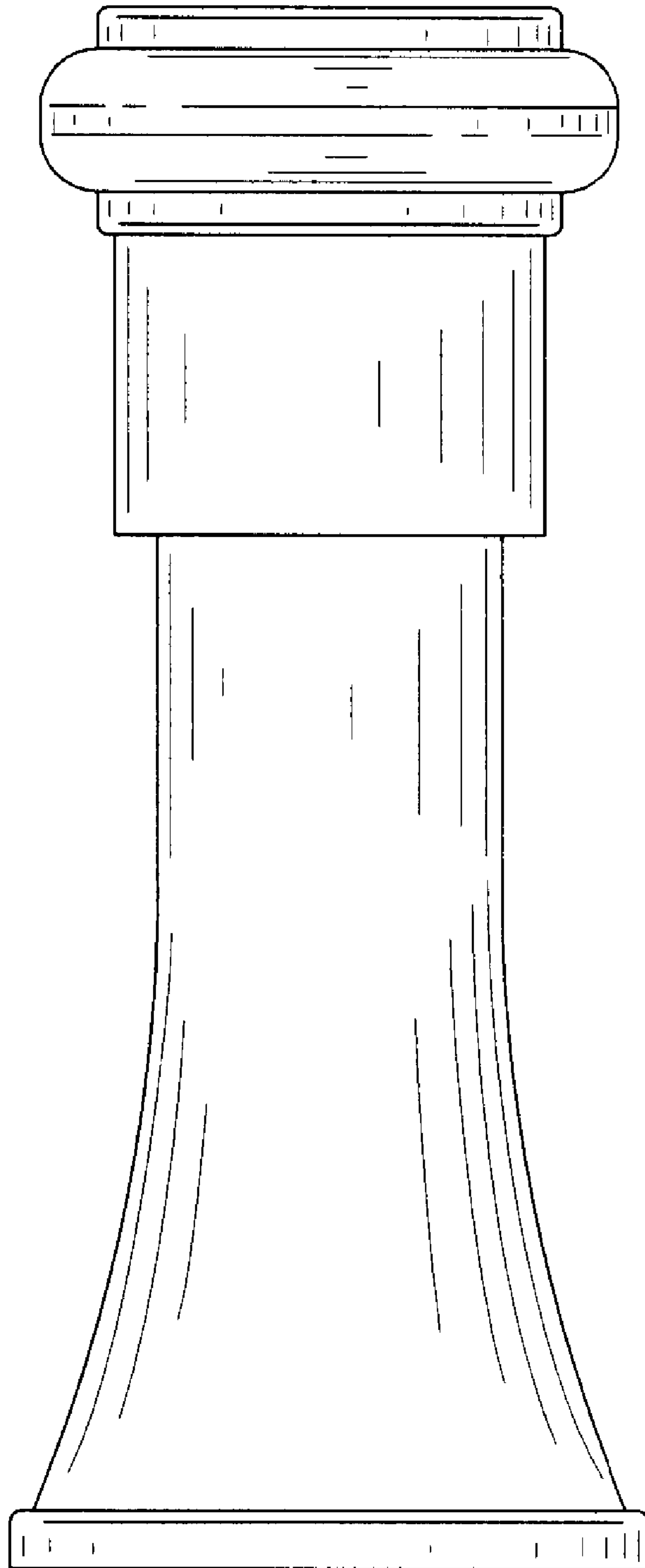
D291,239 S \* 8/1987 Haug et al. .... D23/252

**1 Claim, 3 Drawing Sheets**

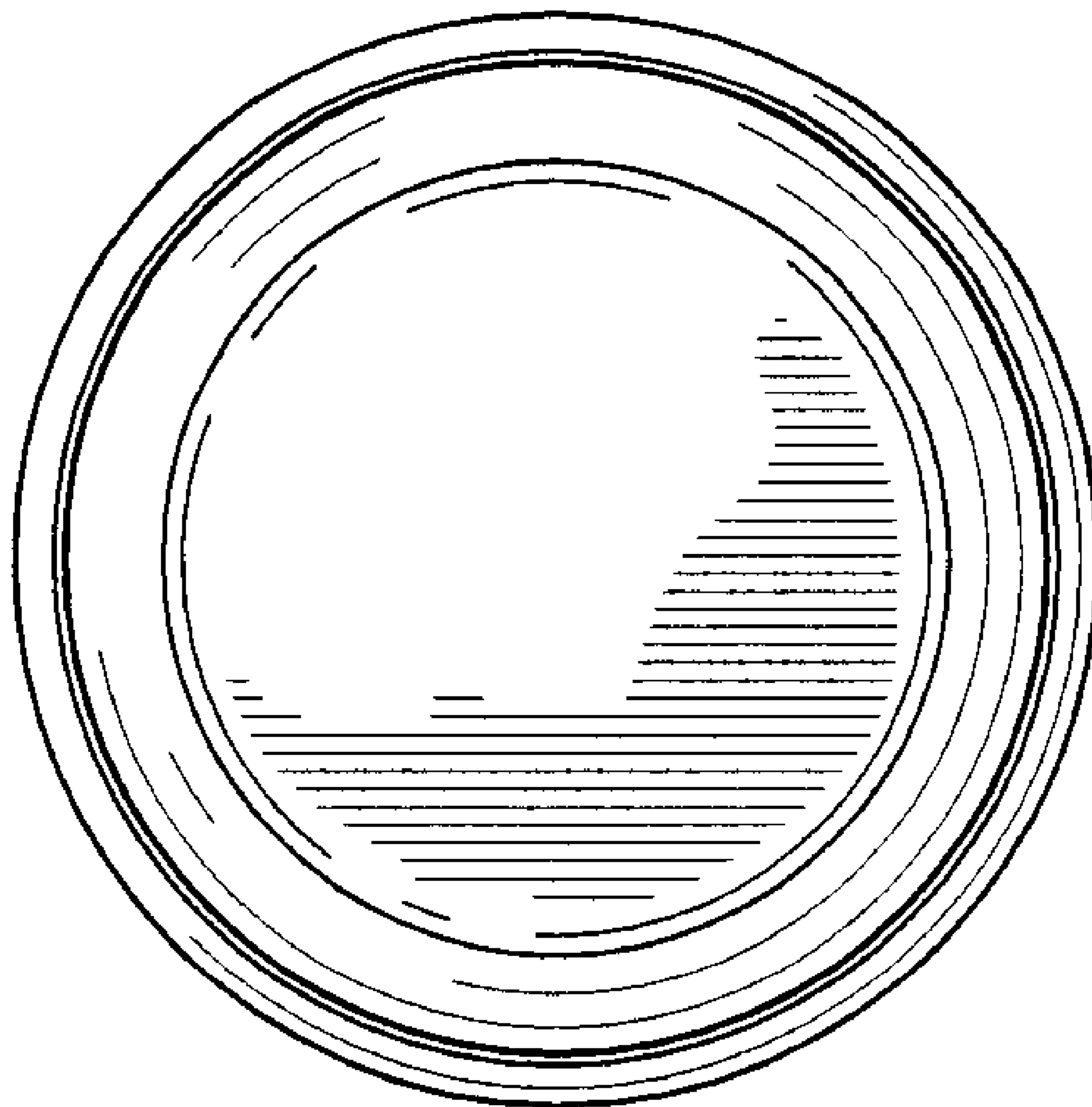




**FIG. 1**



**FIG. 2**



**FIG. 3**