



US00D523524S

(12) **United States Design Patent**  
**Schaffeld et al.**

(10) **Patent No.:** **US D523,524 S**

(45) **Date of Patent:** **\*\* Jun. 20, 2006**

(54) **FAUCET HANDLE HUB**

D276,838 S \* 12/1984 Hill et al. .... D23/250  
D344,786 S \* 3/1994 Short et al. .... D23/252  
D346,644 S \* 5/1994 Bonnell ..... D23/252

(75) Inventors: **John Schaffeld**, Marshfield, MA (US);  
**Steffen Koury**, Charlestown, MA (US);  
**Jacob A. Marks**, Allston, MA (US)

\* cited by examiner

(73) Assignee: **Masco Corporation of Indiana**,  
Indianapolis, IN (US)

*Primary Examiner*—Louis S. Zarfaz

*Assistant Examiner*—G. Andoll

(74) *Attorney, Agent, or Firm*—Kwadjo Adusei-Poku;  
Lloyd D. Doigan

(\*\*) Term: **14 Years**

(21) Appl. No.: **29/219,979**

(22) Filed: **Dec. 23, 2004**

(51) **LOC (8) Cl.** ..... **23-01**

(52) **U.S. Cl.** ..... **D23/249**

(58) **Field of Classification Search** ..... D23/238–257;  
D8/250–257, 300–322, DIG. 3; 16/110.1;  
4/675–678; 137/801

See application file for complete search history.

(56) **References Cited**

U.S. PATENT DOCUMENTS

D275,985 S \* 10/1984 Stairs, Jr. et al. .... D23/252

(57) **CLAIM**

The ornamental design for a faucet handle hub, as shown and described.

**DESCRIPTION**

FIG. 1 is a front perspective view of a faucet handle hub showing my design;

FIG. 2 is a front elevational view thereof;

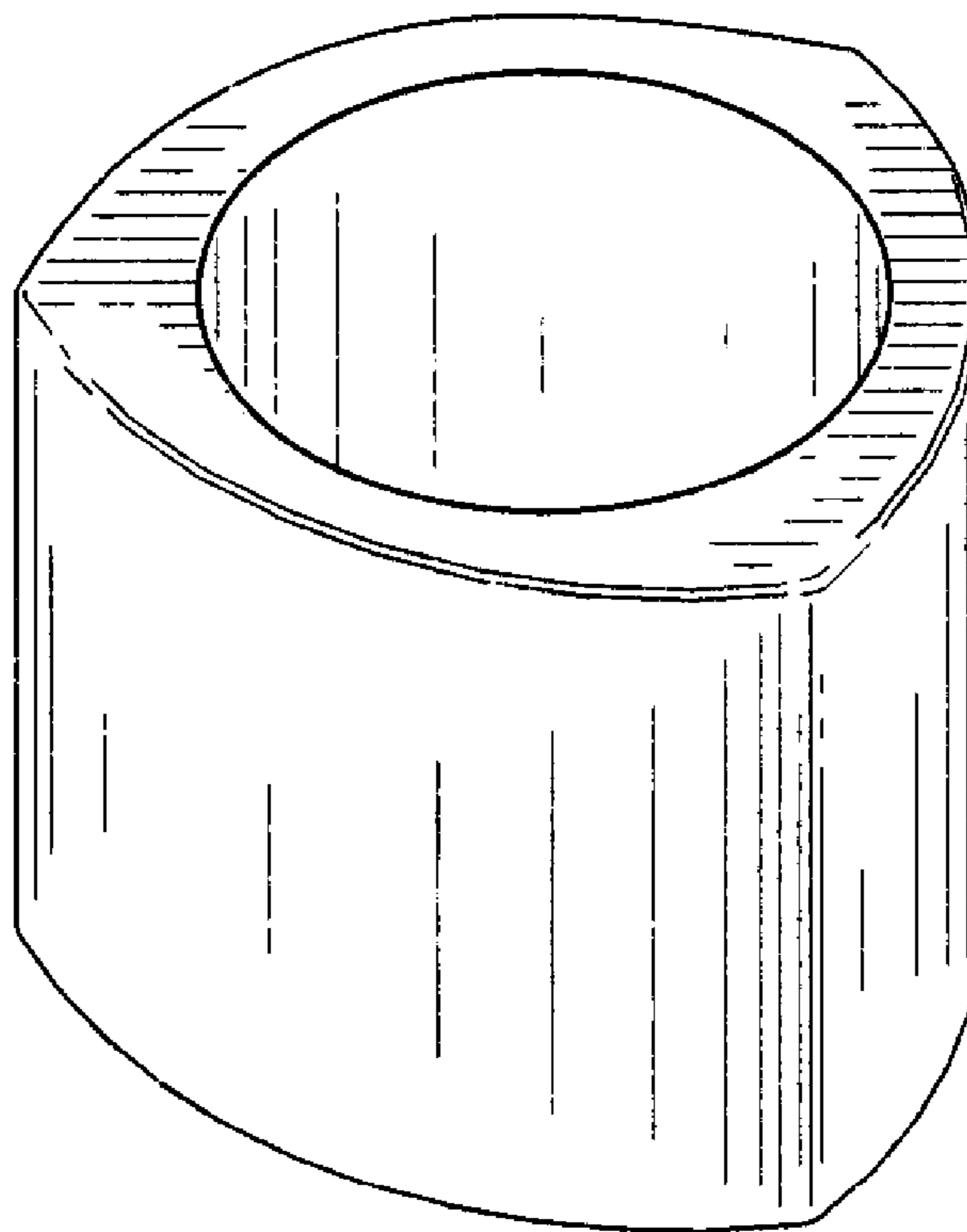
FIG. 3 is a rear elevational view thereof;

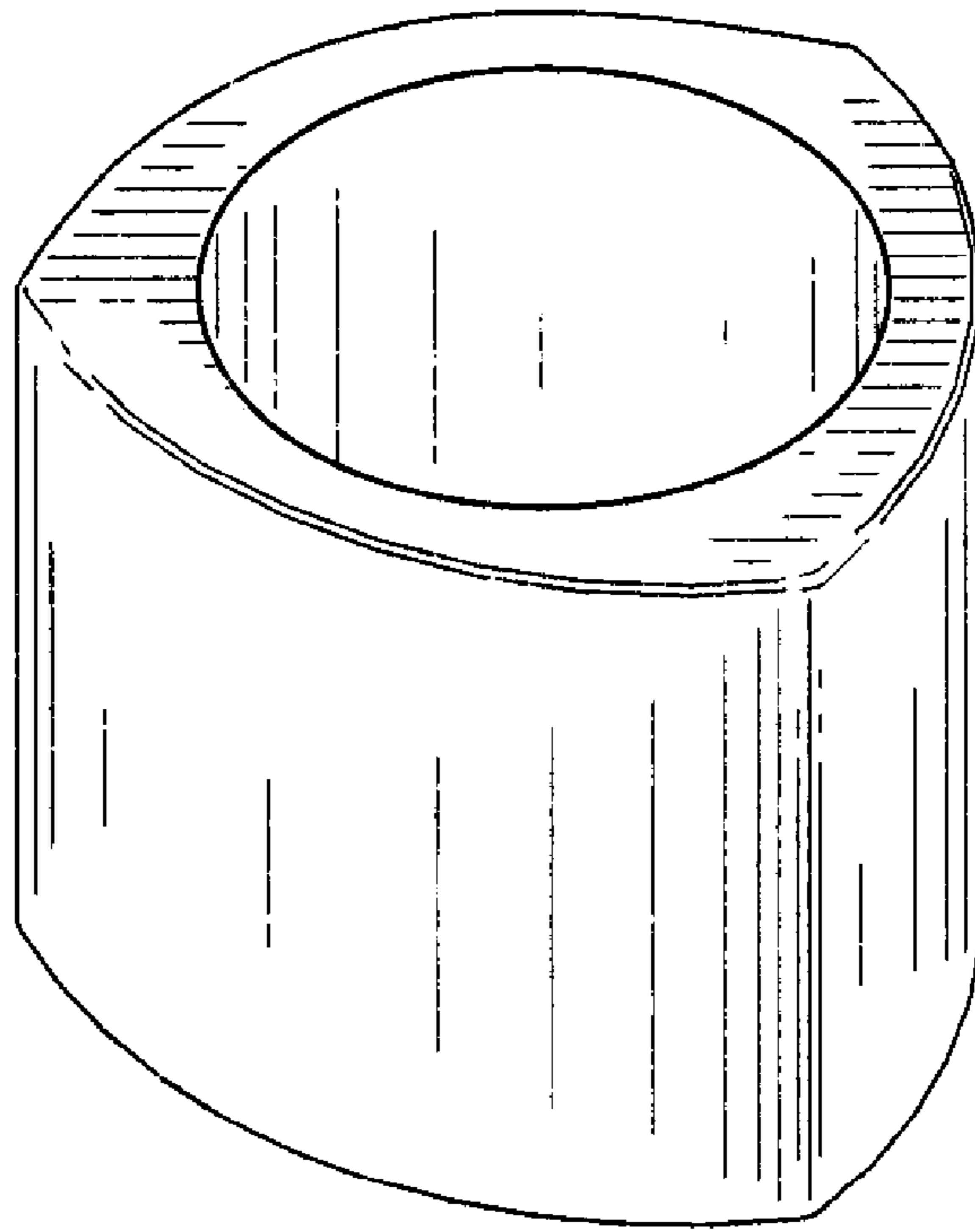
FIG. 4 is a right side elevational view, the left side elevational view being a mirror image thereof;

FIG. 5 is a top plan view thereof; and,


FIG. 6 is a rear perspective view thereof.

**1 Claim, 6 Drawing Sheets**







**FIG. 1**



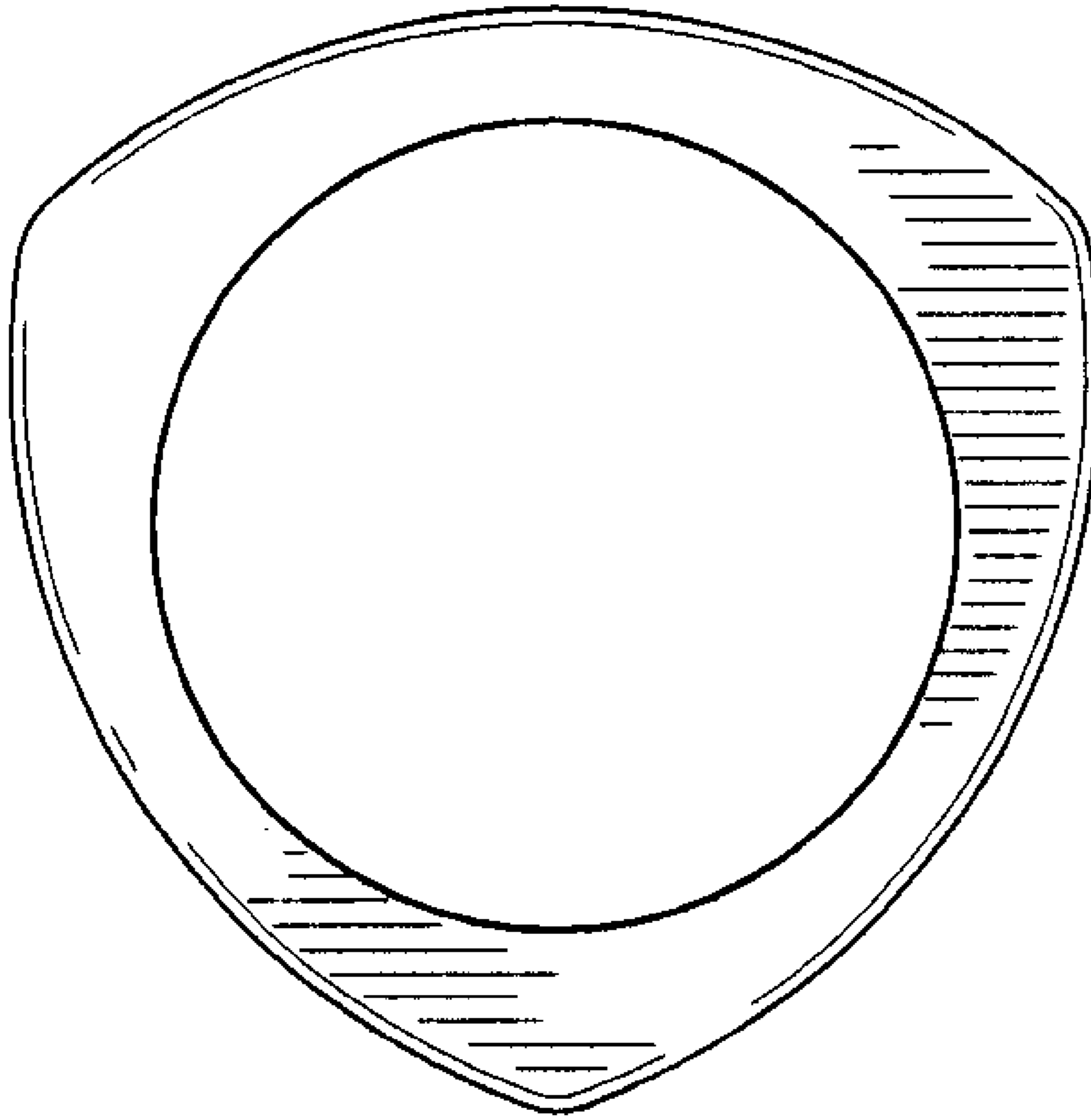
**FIG. 2**



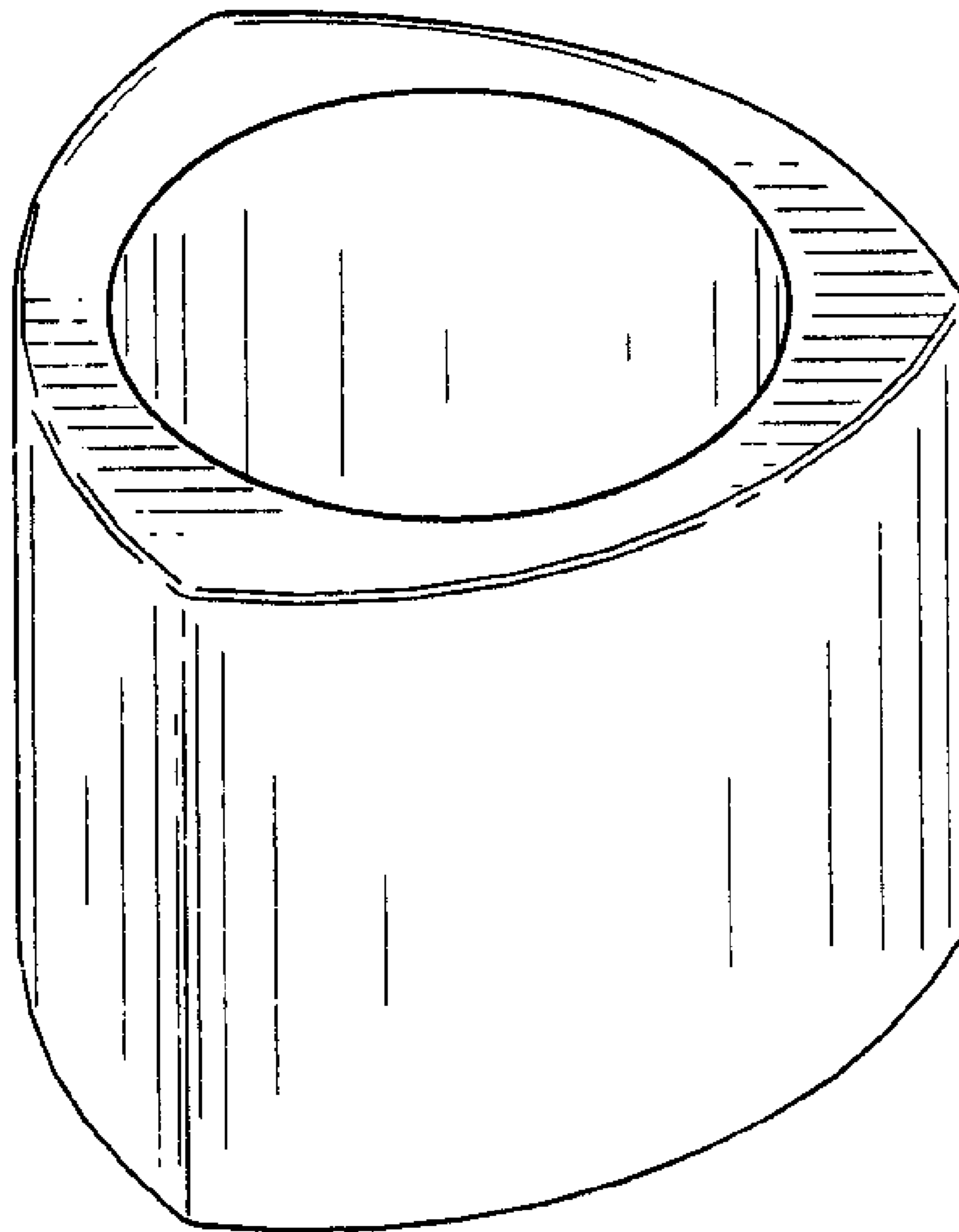
**FIG. 3**



**FIG. 4**



**FIG. 5**



**FIG. 6**