



US00D523495S

(12) **United States Design Patent**
Carlucci et al.

(10) **Patent No.: US D523,495 S**

(45) **Date of Patent: ** Jun. 20, 2006**

(54) **STRETCHING DEVICE**

(75) **Inventors: John Carlucci**, 21505 W. County Line Rd., Jackson, NJ (US) 08527; **Rick Kocsis**, 184 E. Veterans Hwy., Jackson, NJ (US) 08527; **Mario Accumanno**, East Hanover, NJ (US)

(73) **Assignees: John Carlucci**, Jackson, NJ (US); **Rick Kocsis**, Jackson, NJ (US)

(**) **Term: 14 Years**

(21) **Appl. No.: 29/212,574**

(22) **Filed: Sep. 2, 2004**

(51) **LOC (8) Cl. 21-02**

(52) **U.S. Cl. D21/694; D21/690**

(58) **Field of Classification Search** D21/662, D21/276, 690, 694, 695; D24/183, 184; D6/502, D6/601; 5/621, 902, 655.9; 482/104, 130, 482/133, 134, 142, 144
See application file for complete search history.

(56) **References Cited**

U.S. PATENT DOCUMENTS

1,746,111	A	2/1930	Fisher	
2,783,045	A	2/1957	Bosch	272/81
2,988,760	A *	6/1961	Sarbach	297/452.61
3,966,200	A	6/1976	Kirk	272/109
D250,043	S *	10/1978	Shine	D24/183
4,492,376	A	1/1985	Schatz et al.	482/130
D287,626	S *	1/1987	Wilson et al.	D24/183
4,867,143	A	9/1989	Morin	128/75
4,913,424	A *	4/1990	Pepin	482/144
4,930,769	A	6/1990	Nenoff	272/120
D320,522	S *	10/1991	Deremiah	D6/601
5,094,445	A	3/1992	Winkelvoss	482/42
5,176,601	A	1/1993	Reynolds	482/130
D334,982	S *	4/1993	Riach	D24/183
D341,176	S *	11/1993	Habing et al.	D21/695

5,334,123	A *	8/1994	Rutherford	482/144
5,649,886	A *	7/1997	Danylieko	482/142
5,776,037	A	7/1998	Millington	482/91
5,957,955	A	9/1999	Thomas	606/243
6,030,325	A	2/2000	Ottoson et al.	482/144
6,132,347	A *	10/2000	Alessandri	482/134
6,220,995	B1	4/2001	Chen	482/140
6,245,000	B1	6/2001	Saakian et al.	482/142
6,458,062	B1	10/2002	Conner	482/129
6,468,192	B1	10/2002	Doerscheln	482/142
6,533,710	B1 *	3/2003	Lin et al.	482/123
6,569,069	B1	5/2003	Linares	482/148
6,592,501	B1	7/2003	Mayes	482/142
6,676,577	B1 *	1/2004	Stearns	482/142
2005/0124472	A1	6/2005	Carlucci	
2005/0124473	A1	6/2005	Carlucci	

OTHER PUBLICATIONS

U.S. Appl. No. 11/004,578, filed Dec. 3, 2004, Carlucci.

* cited by examiner

Primary Examiner—Philip S. Hyder

(74) *Attorney, Agent, or Firm*—Jeffer, Mangels, Butler & Marmaro LLP

(57) **CLAIM**

The ornamental design for a stretching device, as shown and described.

DESCRIPTION

FIG. 1 is a perspective view of a stretching device showing my new design;

FIG. 2 is a left-side elevation view thereof, the right-side elevation view being a mirror image of FIG. 2;

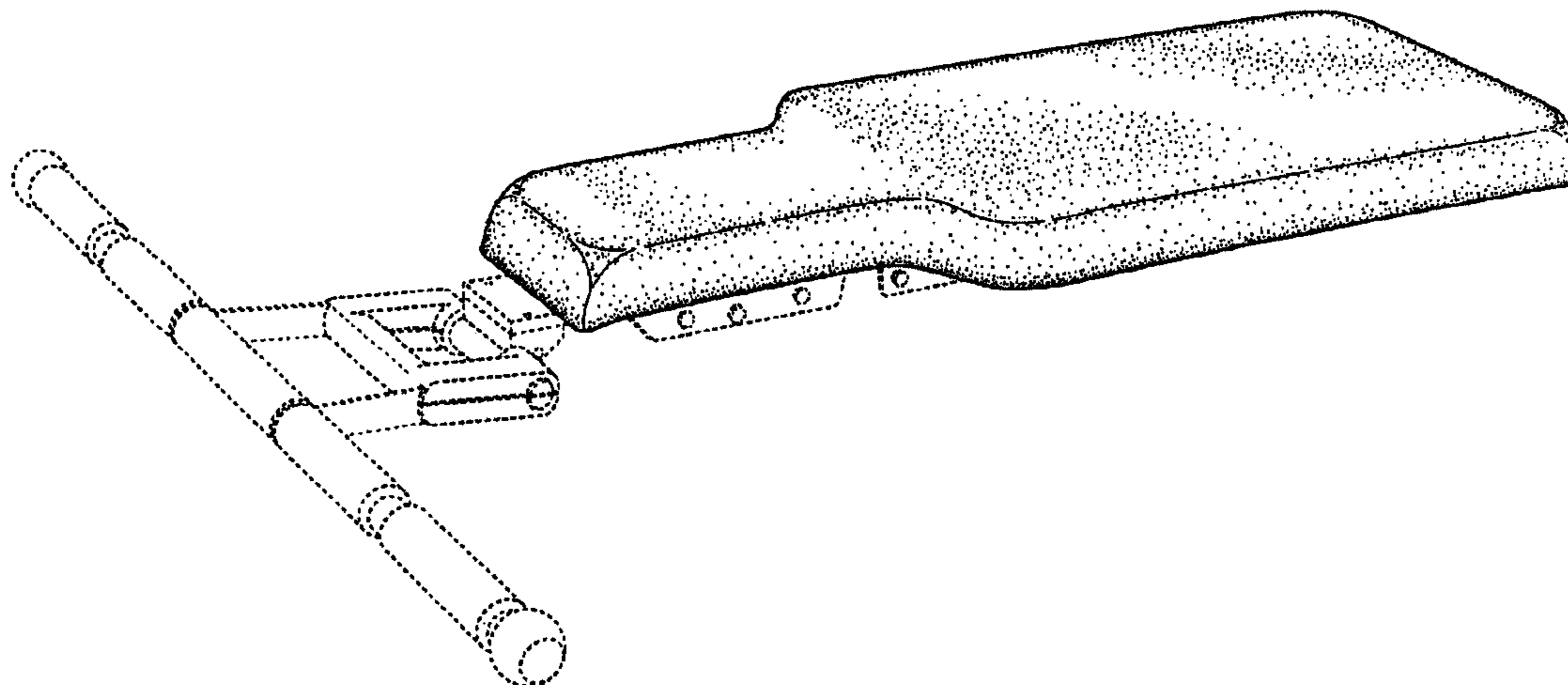
FIG. 3 is a top plan view thereof;

FIG. 4 is a front elevational view thereof; and,

FIG. 5 is a rear elevational view thereof.

The features shown in broken lines in FIGS. 1–5 are provided for illustrative purposes only and form no part of the claimed design.

1 Claim, 4 Drawing Sheets



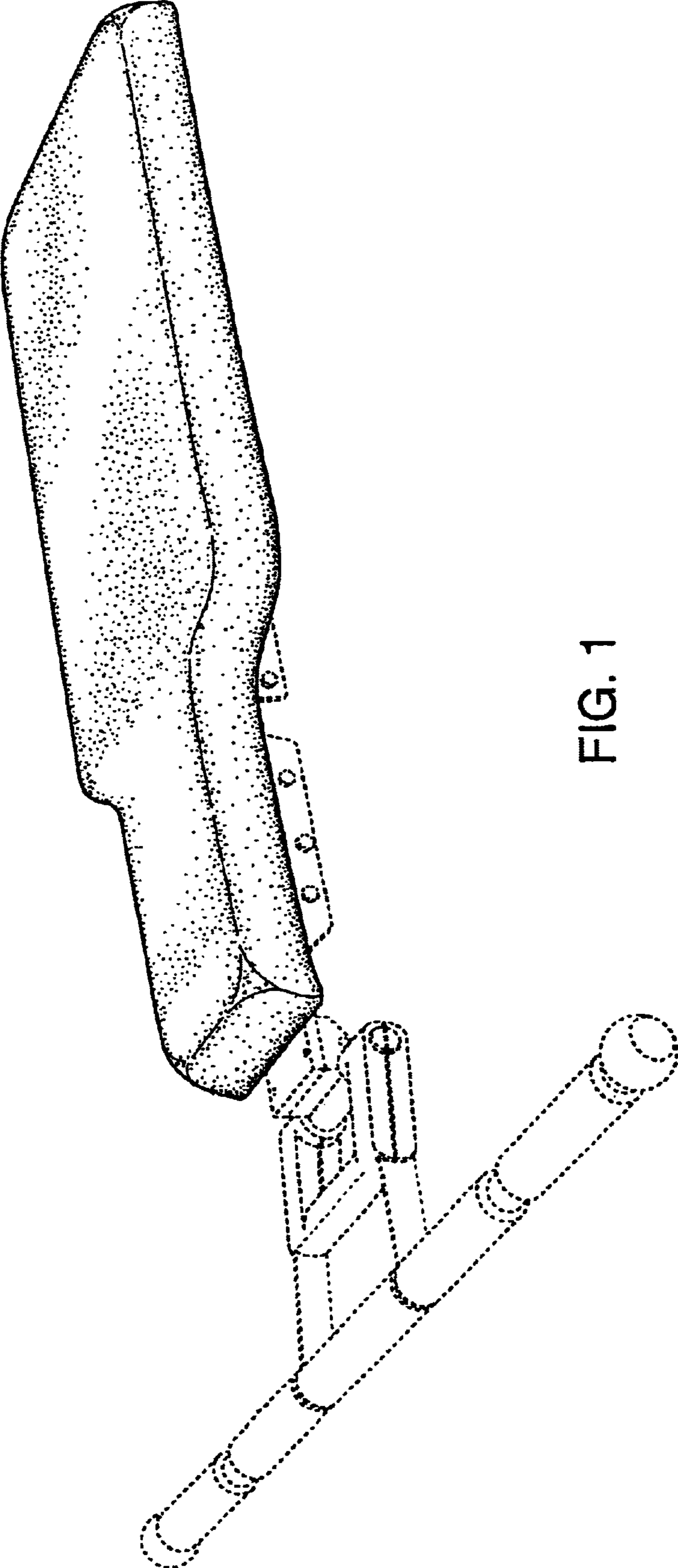


FIG. 1

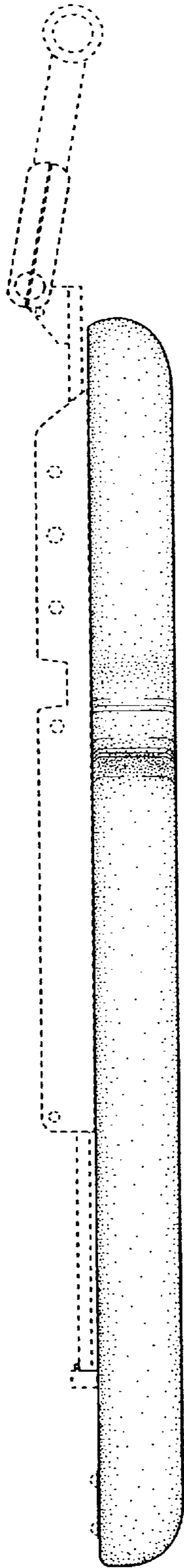


FIG. 2

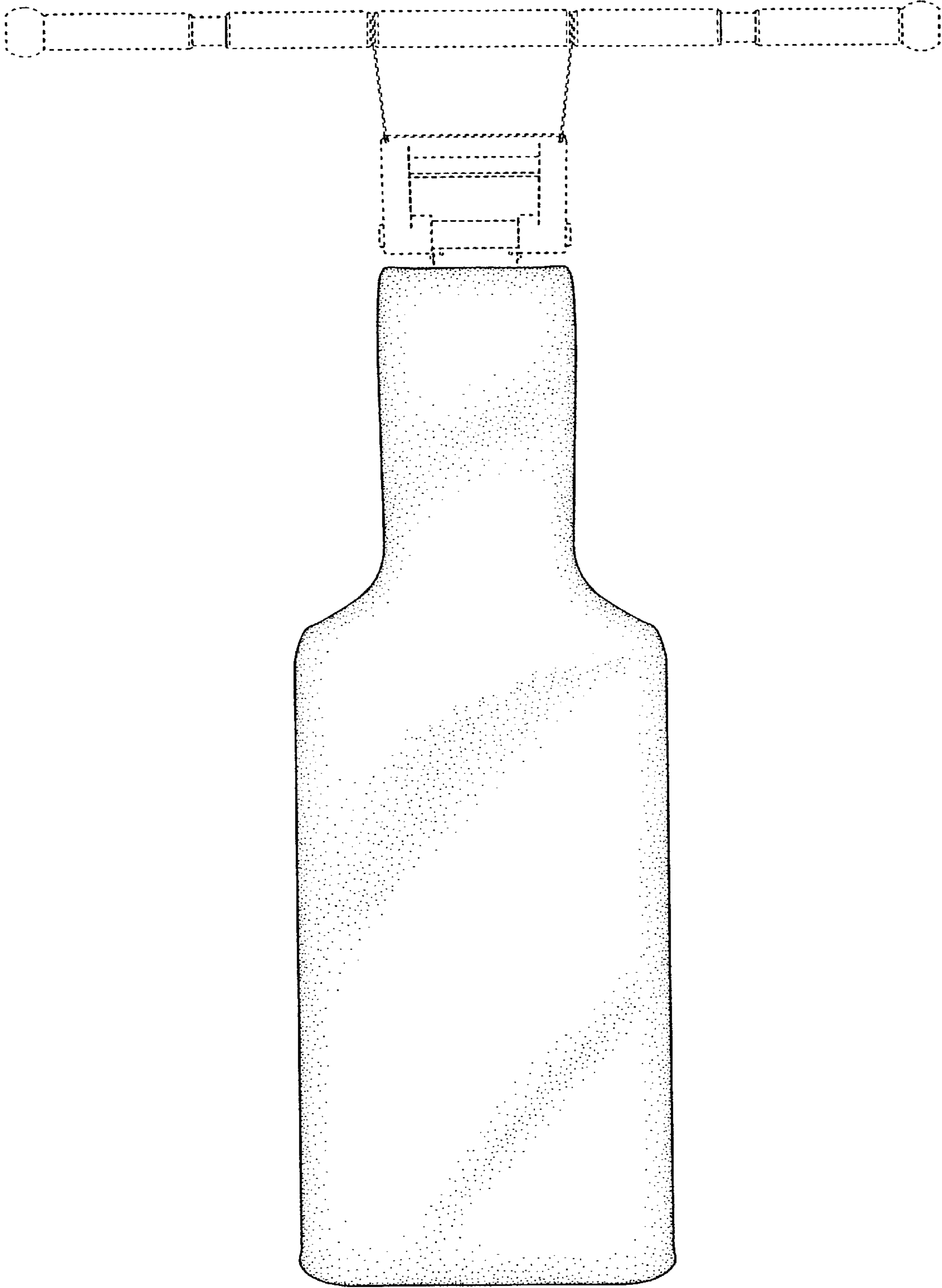


FIG. 3




FIG. 4

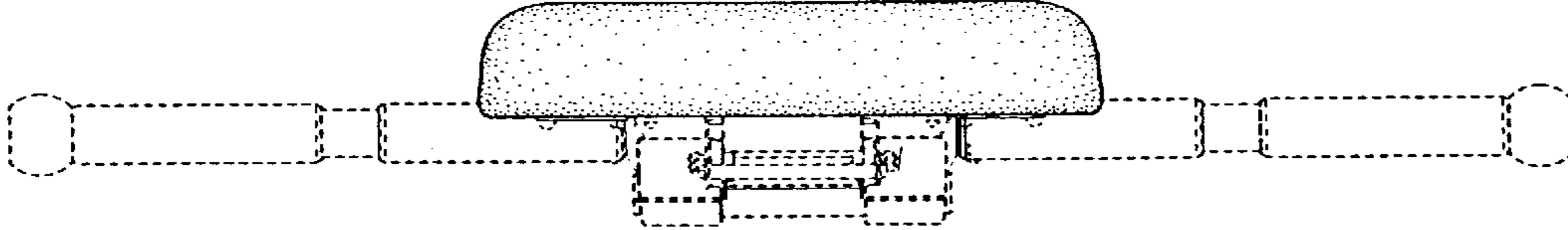


FIG. 5