

US00D523494S

(12) **United States Design Patent**
Van Straaten

(10) **Patent No.:** **US D523,494 S**
(45) **Date of Patent:** **** Jun. 20, 2006**

- (54) **EXERCISE AID**
- (75) Inventor: **Willem Johannes Van Straaten,**
Sandton (ZA)
- (73) Assignee: **Greenhouse International LLC,**
Newark, DE (US)
- (**) Term: **14 Years**
- (21) Appl. No.: **29/210,351**
- (22) Filed: **Jul. 30, 2004**
- (51) **LOC (8) Cl.** **21-02**
- (52) **U.S. Cl.** **D21/686; D21/662**
- (58) **Field of Classification Search** D21/662,
D21/686, 690, 694, 712; D24/101; D28/8.1;
D6/596, 601; D1/127; D25/113; 482/113
See application file for complete search history.

- D423,141 S * 4/2000 Binstock et al. D28/8.1
- D428,668 S * 7/2000 Binstock et al. D28/8.1
- D432,641 S * 10/2000 Burrows D24/101
- D450,883 S * 11/2001 Buter et al. D28/8.1
- D475,451 S * 6/2003 Bell et al. D24/101
- D482,558 S * 11/2003 Kancilja et al. D6/601

* cited by examiner

Primary Examiner—Philip S. Hyder
(74) *Attorney, Agent, or Firm*—Wenderoth, Lind & Ponack,
L.L.P.

(57) **CLAIM**

The ornamental design for an exercise aid, as shown and described.

DESCRIPTION

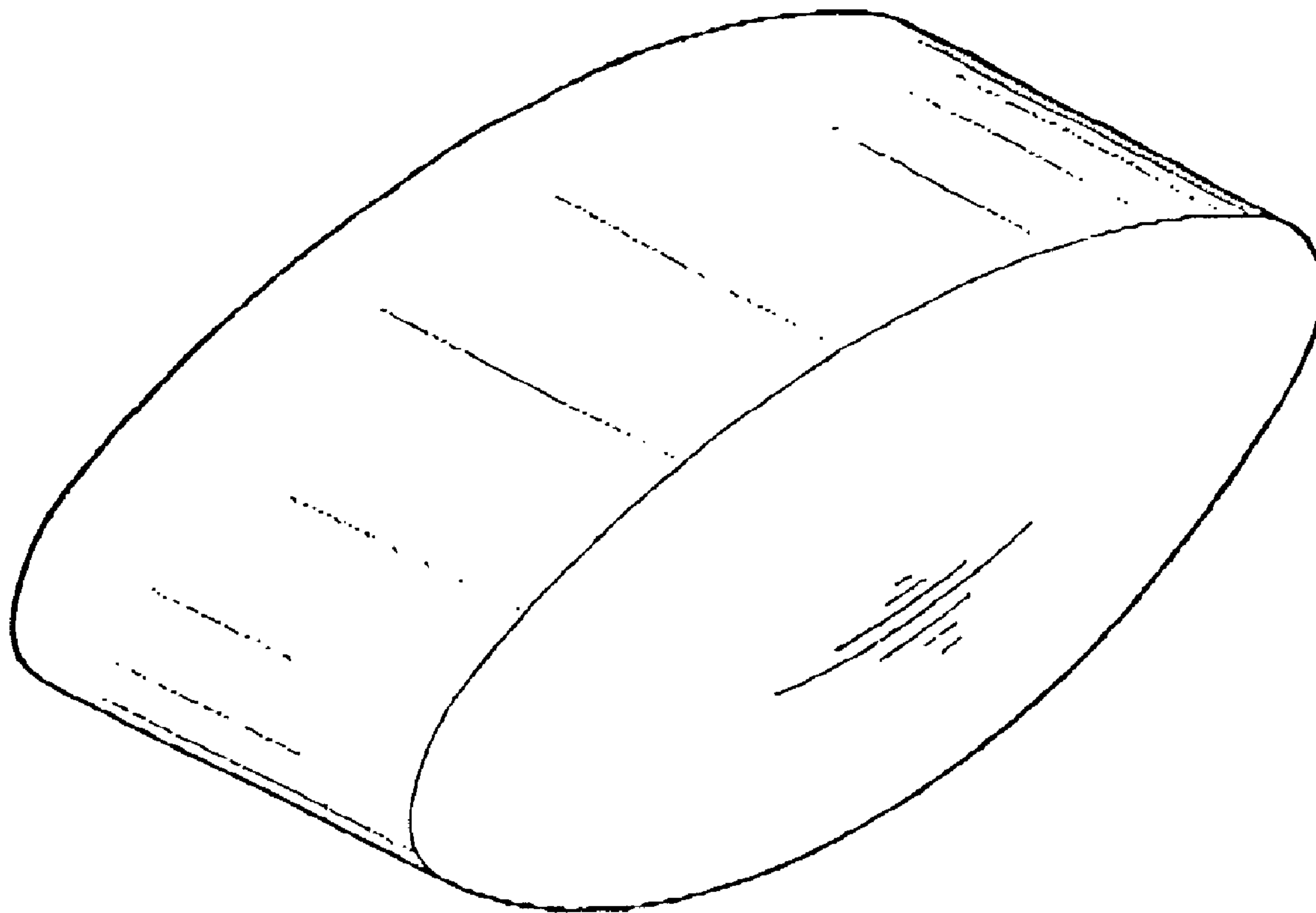
FIG. 1 is a top perspective view of the exercise aid showing the design;
FIG. 2 is a right side elevation view thereof;
FIG. 3 is a front end view thereof;
FIG. 4 is a top plan view thereof;
FIG. 5 is a back end view thereof;
FIG. 6 is a left side elevation view thereof; and,
FIG. 7 is a bottom plan view thereof.

1 Claim, 2 Drawing Sheets

(56) **References Cited**

U.S. PATENT DOCUMENTS

- 3,628,790 A * 12/1971 Gordon 482/15
- 4,738,817 A * 4/1988 Wittwer et al. 264/328.14
- D335,997 S * 6/1993 Castronovo D6/601
- 5,899,838 A * 5/1999 Jacobs 482/142



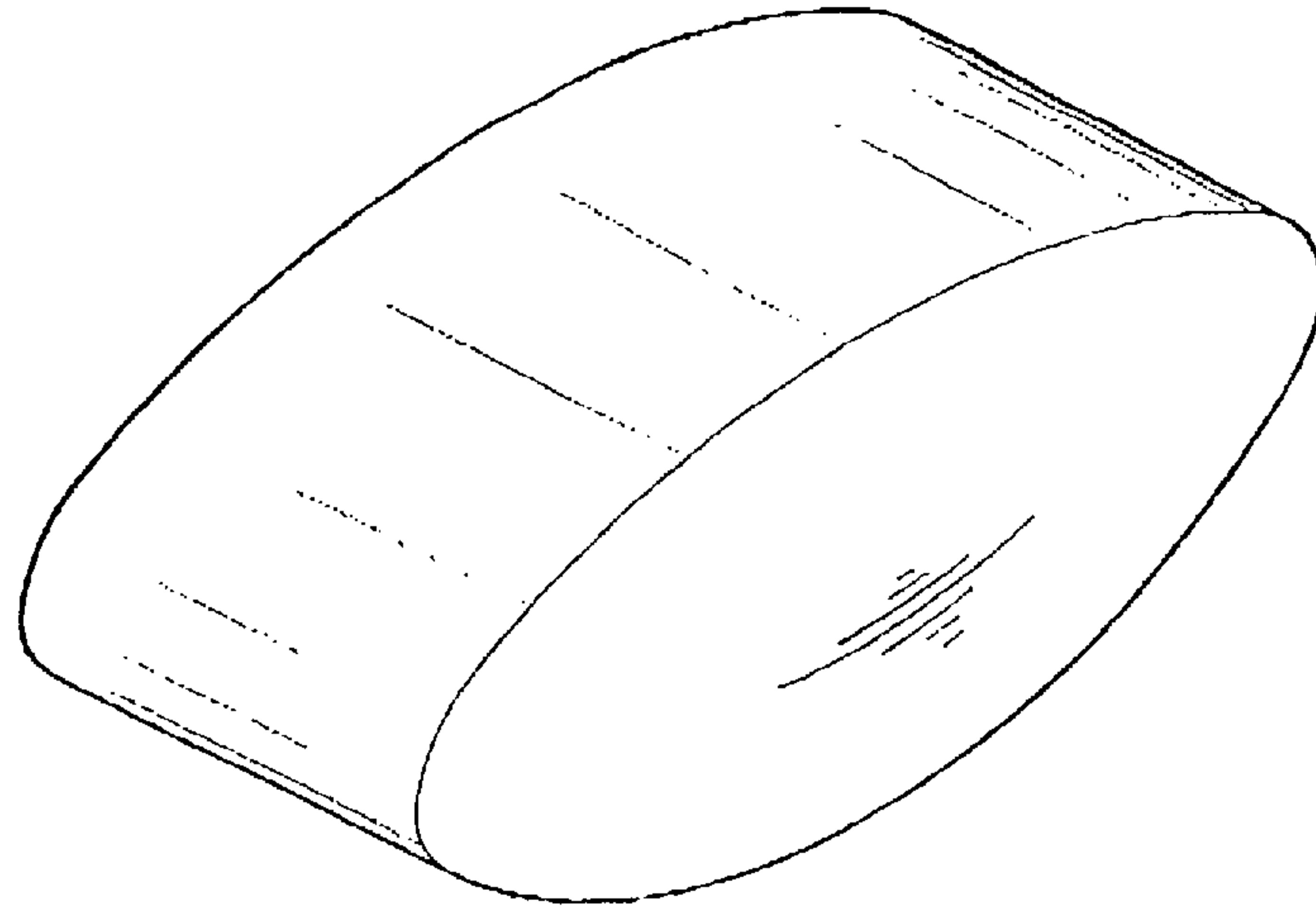


FIGURE 1

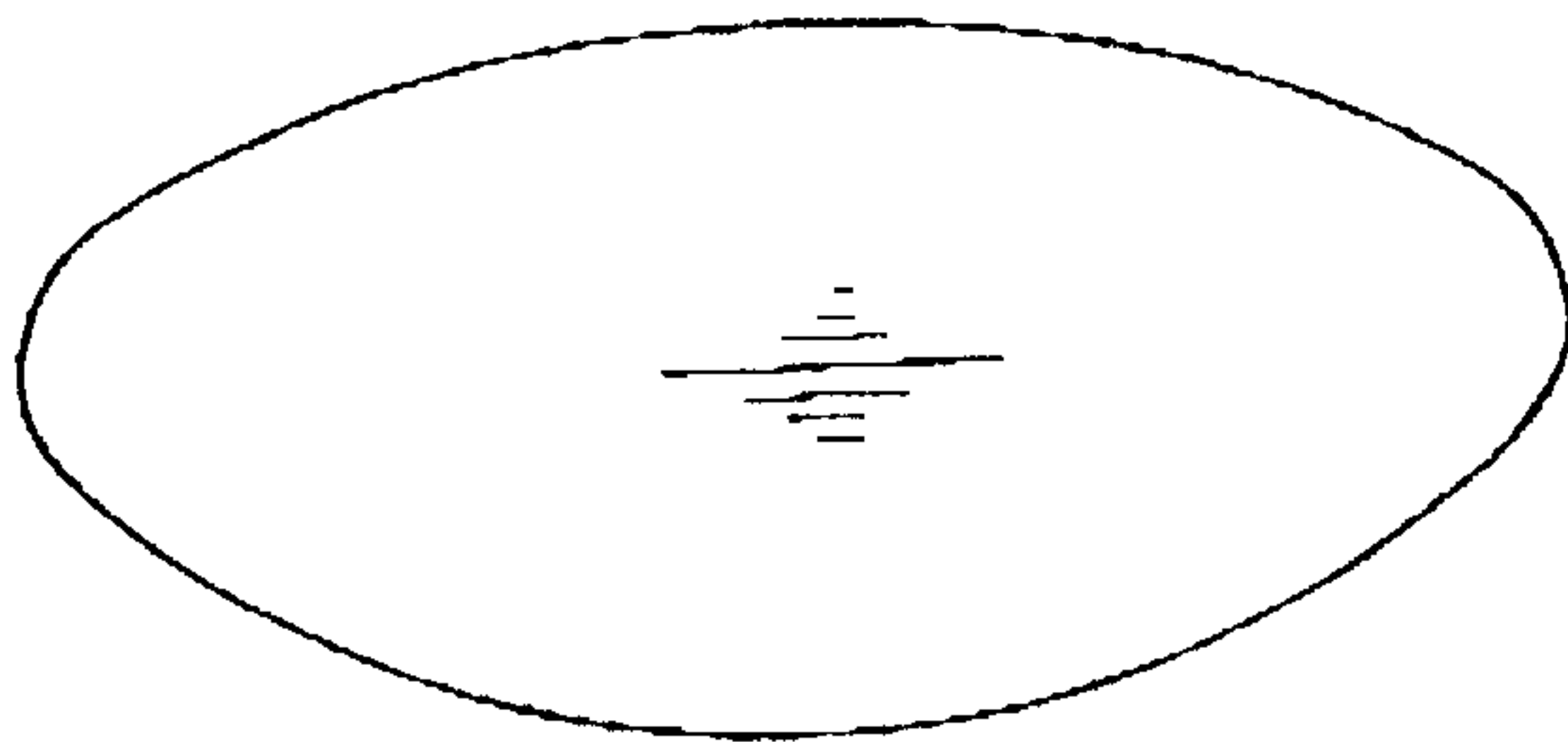


FIGURE 2

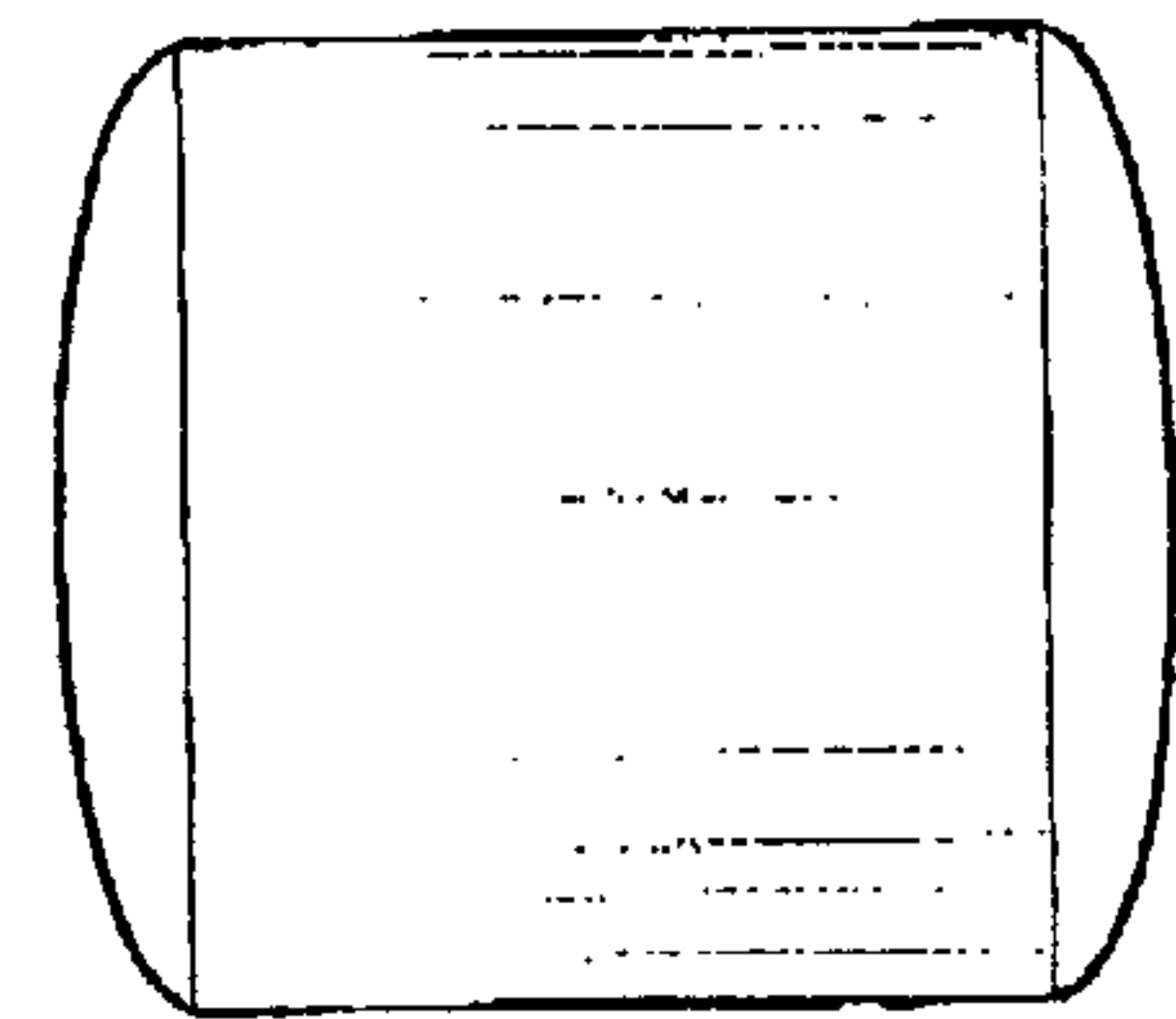


FIGURE 3




FIGURE 4



FIGURE 6

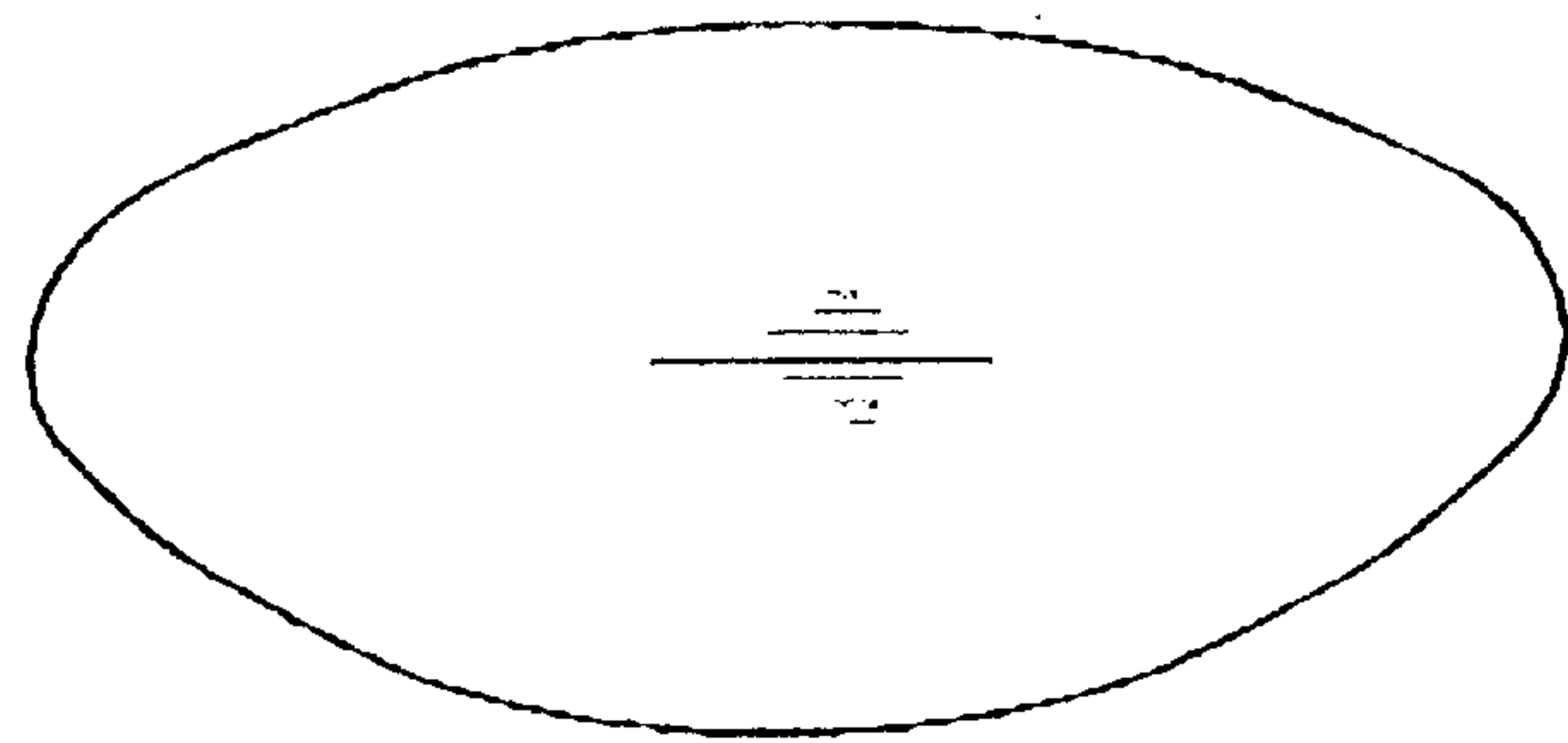


FIGURE 5




FIGURE 7