



US00D523489S

(12) **United States Design Patent**
Su et al.

(10) **Patent No.:** **US D523,489 S**
(45) **Date of Patent:** **** Jun. 20, 2006**

(54) **POKER CHIP WITH CASINO AND FOUR ACES IMAGE**

(76) Inventors: **Chan Wah Su**, 215 Alice St., Arcadia, CA (US) 91006; **Randy Cheng**, 6169 N. Reno Ave., Temple City, CA (US) 91780

(**) Term: **14 Years**

(21) Appl. No.: **29/214,947**

(22) Filed: **Oct. 12, 2004**

(51) **LOC (8) Cl.** **21-01**

(52) **U.S. Cl.** **D21/390**

(58) **Field of Classification Search** D11/95;
D21/385-386, 390, 396; 40/27.5; 273/274,
273/288; 463/25, 47

See application file for complete search history.

(56) **References Cited**

U.S. PATENT DOCUMENTS

1,935,308	A	*	11/1933	Baltzley	40/27.5
D150,099	S	*	6/1948	Taylor	D21/390
D232,367	S	*	8/1974	Garaventa	D21/390
D237,724	S	*	11/1975	Garaventa	D21/390
D240,053	S	*	5/1976	Garaventa	D21/390
3,953,932	A	*	5/1976	Graves	40/27.5
3,968,582	A	*	7/1976	Jones	40/27.5
4,827,640	A	*	5/1989	Jones	40/27.5
5,406,264	A	*	4/1995	Plonsky et al.	40/27.5
6,296,190	B1	*	10/2001	Rendleman	463/25
D467,275	S	*	12/2002	Shamitoff	D19/42
6,508,466	B1	*	1/2003	Rendleman	40/27.5

OTHER PUBLICATIONS

www.oldvegaschips.com. Old and obsolete casino chips, Vintage New Brown Derby Casino poker chip, undated.*

* cited by examiner

Primary Examiner—Sandra L. Morris

(74) *Attorney, Agent, or Firm*—Donald W. Meeker

(57) **CLAIM**

The ornamental design for a poker chip with casino and four aces image, as shown and described.

DESCRIPTION

FIG. 1 is a top plan view of the poker chip with casino and four aces with \$1 value image;

FIG. 2 is a side elevational view of the poker chip with casino and four aces with \$1 value image;

FIG. 3 is a front elevational view of the poker chip with casino and four aces with \$1 value image;

FIG. 4 is a perspective view of the poker chip with casino and four aces with \$1 value image;

FIG. 5 is a top plan view of the second embodiment of the poker chip with casino and four aces with \$5 value and center diamonds symbols image;

FIG. 6 is a side elevational view of the poker chip with casino and four aces with \$5 value and center diamonds symbols image;

FIG. 7 is a front elevational view of the poker chip with casino and four aces with \$5 value and center diamonds symbols image;

FIG. 8 is a perspective view of the poker chip with casino and four aces with \$5 value and center diamonds symbols image;

FIG. 9 is a top plan view of the third embodiment of the poker chip with casino and four aces with \$25 value and center clubs symbols image;

FIG. 10 is a side elevational view of the poker chip with casino and four aces with \$25 value and center clubs symbols image;

FIG. 11 is a front elevational view of the poker chip with casino and four aces with \$25 value and center clubs symbols image;

FIG. 12 is a perspective view of the poker chip with casino and four aces with \$25 value and center clubs symbols image;

FIG. 13 is a top plan view of the third embodiment of the poker chip with casino and four aces with \$50 value and center hearts symbols image;

FIG. 14 is a side elevational view of the poker chip with casino and four aces with \$50 value and center hearts symbols image;

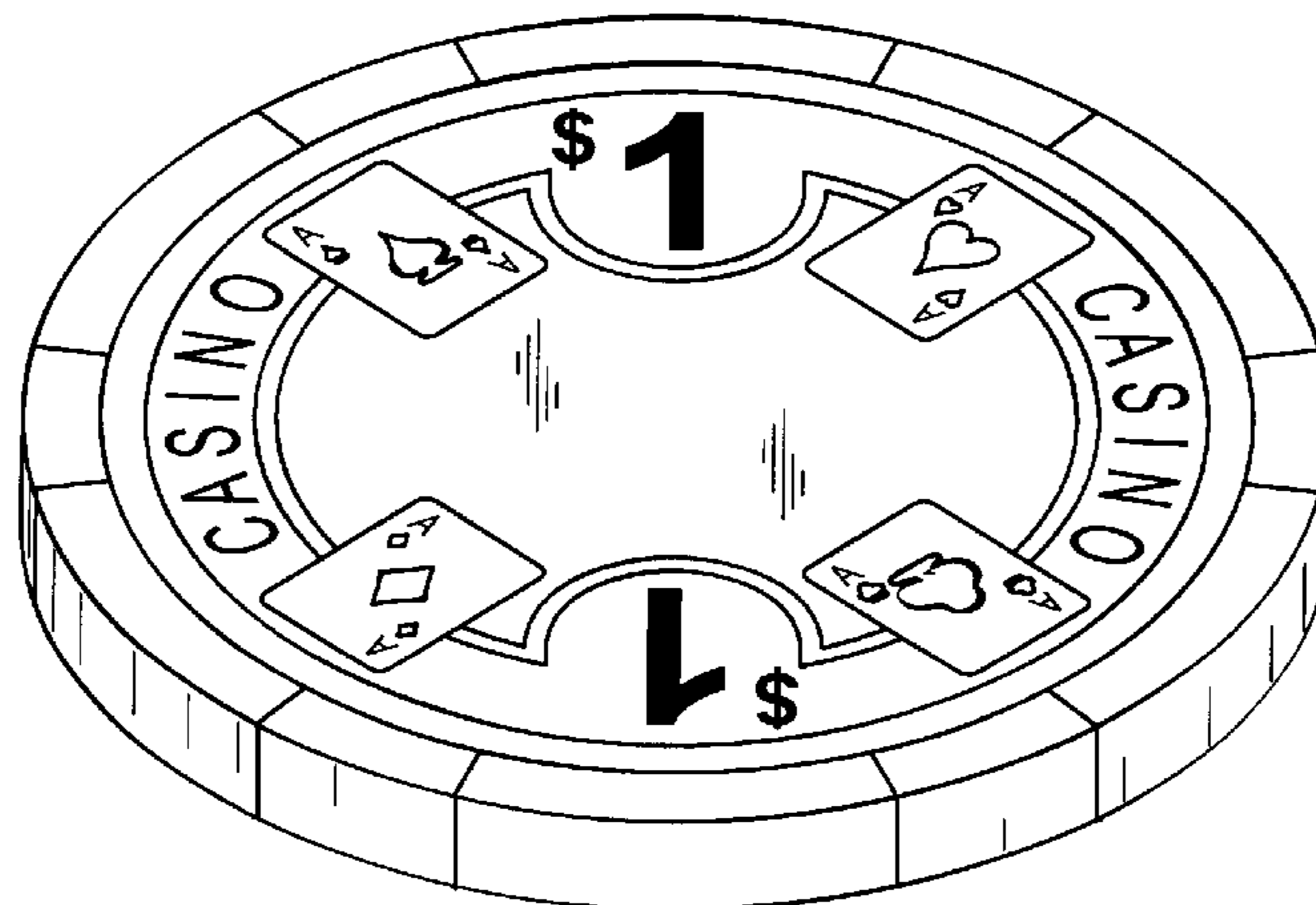


FIG. 15 is a front elevational view of the poker chip with casino and four aces with \$50 value and center hearts symbols image;

FIG. 16 is a perspective view of the poker chip with casino and four aces with \$50 value and center hearts symbols image;

FIG. 17 is a top plan view of the fourth embodiment of the poker chip with casino and four aces with \$100 value and center spades symbols image;

FIG. 18 is a side elevational view of the poker chip with casino and four aces with \$100 value and center spades symbols image;

FIG. 19 is a front elevational view of the poker chip with casino and four aces with \$100 value and center spades symbols image; and,

FIG. 20 is a perspective view of the poker chip with casino and four aces with \$100 value and center spades symbols image.

1 Claim, 5 Drawing Sheets




FIG. 1

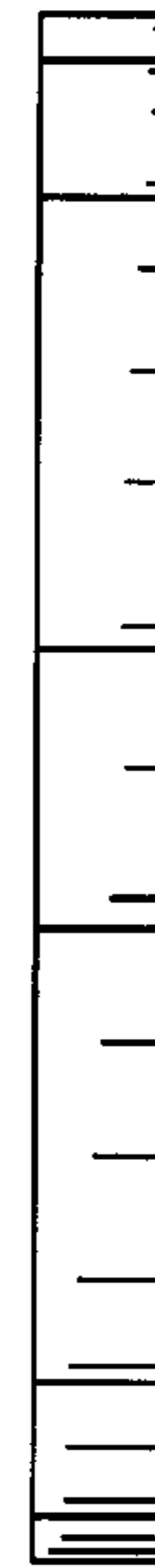


FIG. 2

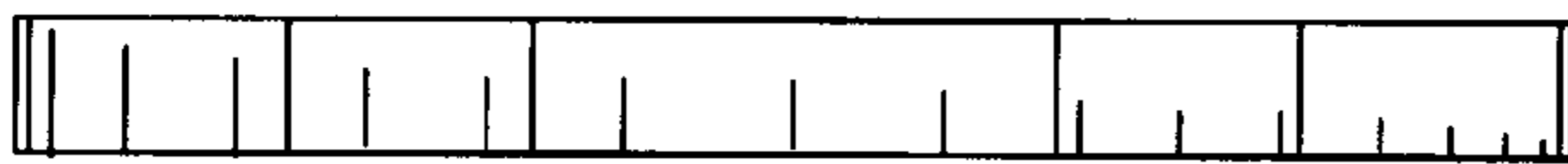


FIG. 3

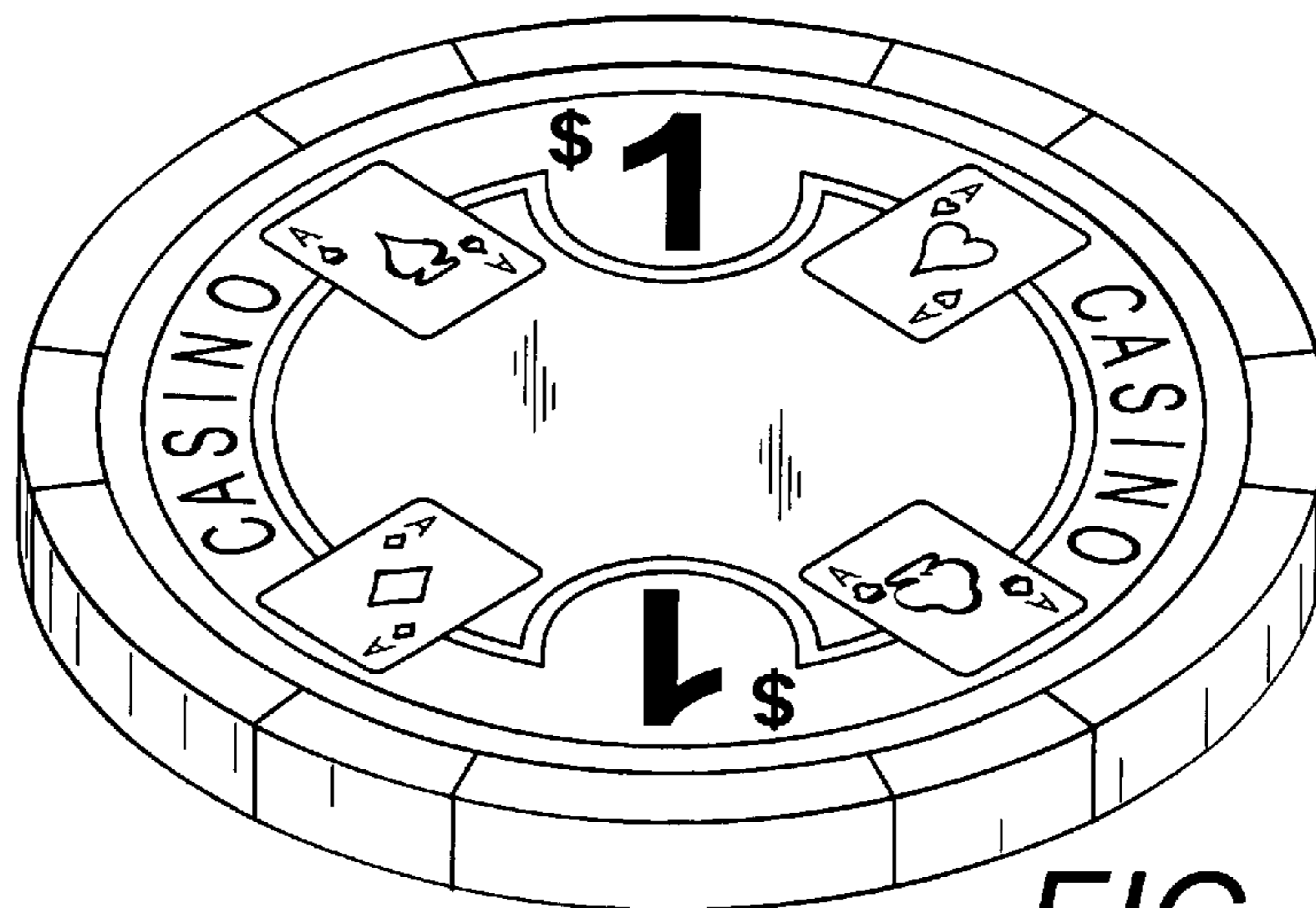


FIG. 4



FIG. 5

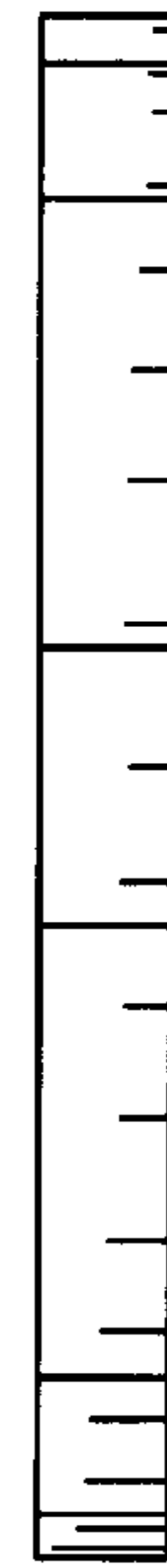


FIG. 6

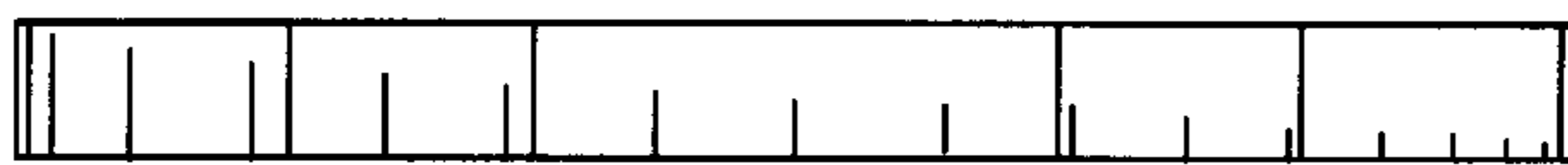


FIG. 7




FIG. 8




FIG. 9

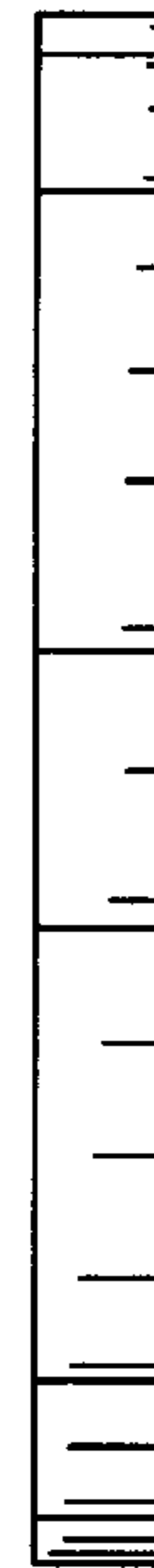


FIG. 10

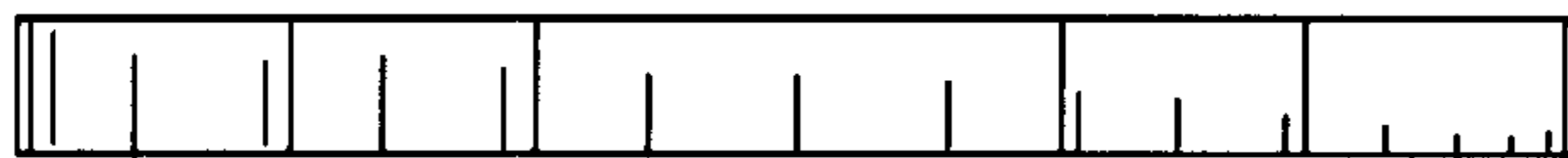


FIG. 11




FIG. 12




FIG. 13



FIG. 14

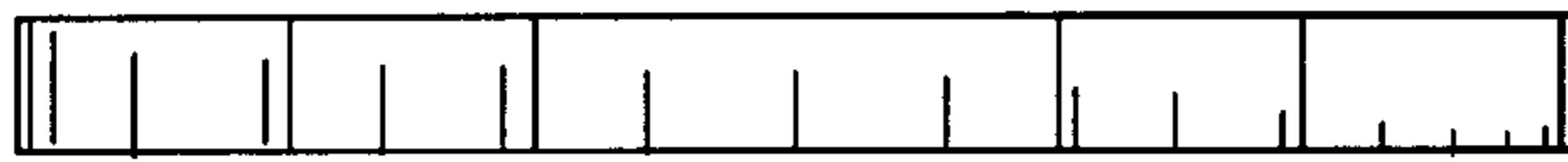


FIG. 15




FIG. 16




FIG. 17



FIG. 18

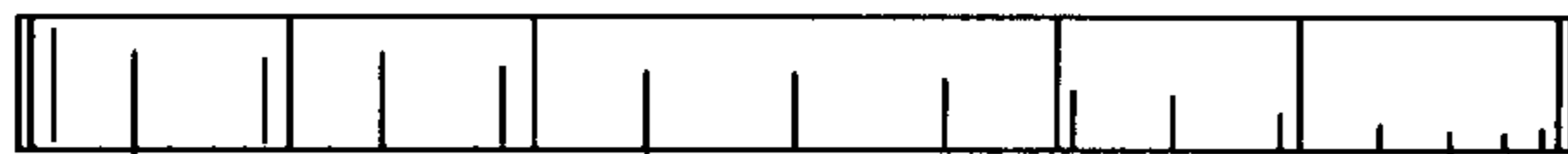


FIG. 19

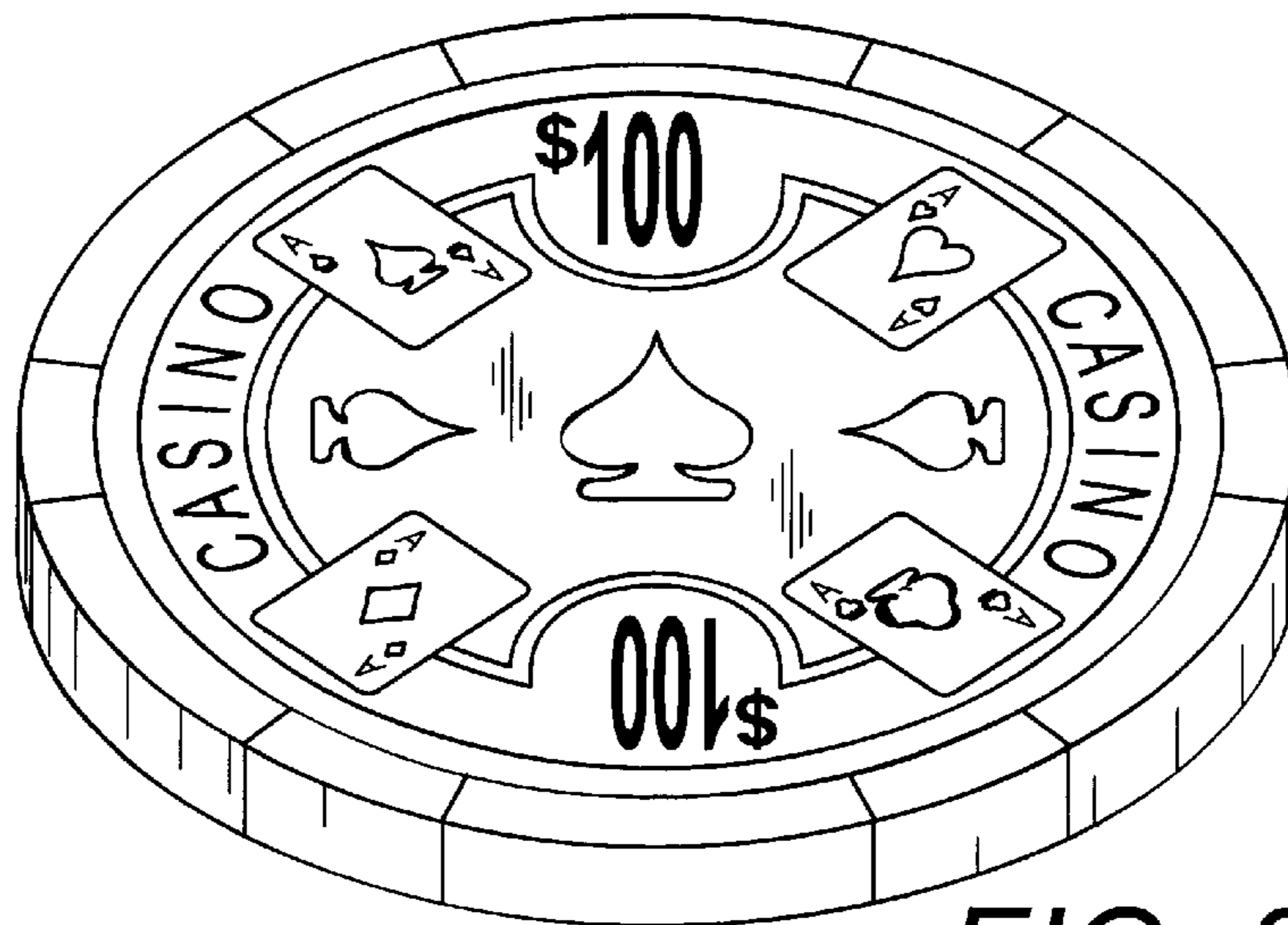


FIG. 20