



US00D523483S

(12) **United States Design Patent**
Sparkowski

(10) **Patent No.:** **US D523,483 S**

(45) **Date of Patent:** **** Jun. 20, 2006**

- (54) **KIOSK**
- (75) Inventor: **Robert P. Sparkowski**, Schaumburg, IL (US)
- (73) Assignee: **Chicago Display Marketing Corporation**, Melrose Park, IL (US)
- (**) Term: **14 Years**

- 5,842,631 A * 12/1998 Berger 229/120.13
- D406,117 S * 2/1999 Holtzman et al. D14/308
- 6,062,468 A * 5/2000 Tausanovitch 229/120.32
- D447,689 S * 9/2001 Navet et al. D9/430
- D454,495 S * 3/2002 Bryan et al. D9/433
- D461,404 S * 8/2002 Steiger D9/430
- 6,508,023 B1 1/2003 Moss et al.
- D486,731 S * 2/2004 Meeker et al. D9/416
- D503,616 S * 4/2005 Ghini et al. D9/430
- 2002/0104244 A1 8/2002 Moss et al.

- (21) Appl. No.: **29/214,009**
- (22) Filed: **Sep. 27, 2004**

* cited by examiner

Primary Examiner—Robert M. Spear
(74) *Attorney, Agent, or Firm*—Jansson, Shupe, Munger & Antaramian, Ltd.

- (51) **LOC (8) Cl.** **20-03**
- (52) **U.S. Cl.** **D20/10; D20/40; D20/43**
- (58) **Field of Classification Search** D20/10, D20/19, 40, 43, 99; D18/4.5, 7; D25/16; D99/28; D9/430, 431, 432, 433; D14/900, D14/901, 902; 40/540, 564, 584, 610, 612; 109/24.1; 361/680, 681, 682; 362/811, 812
See application file for complete search history.

(57) **CLAIM**

The ornamental design for a kiosk, as shown and described.

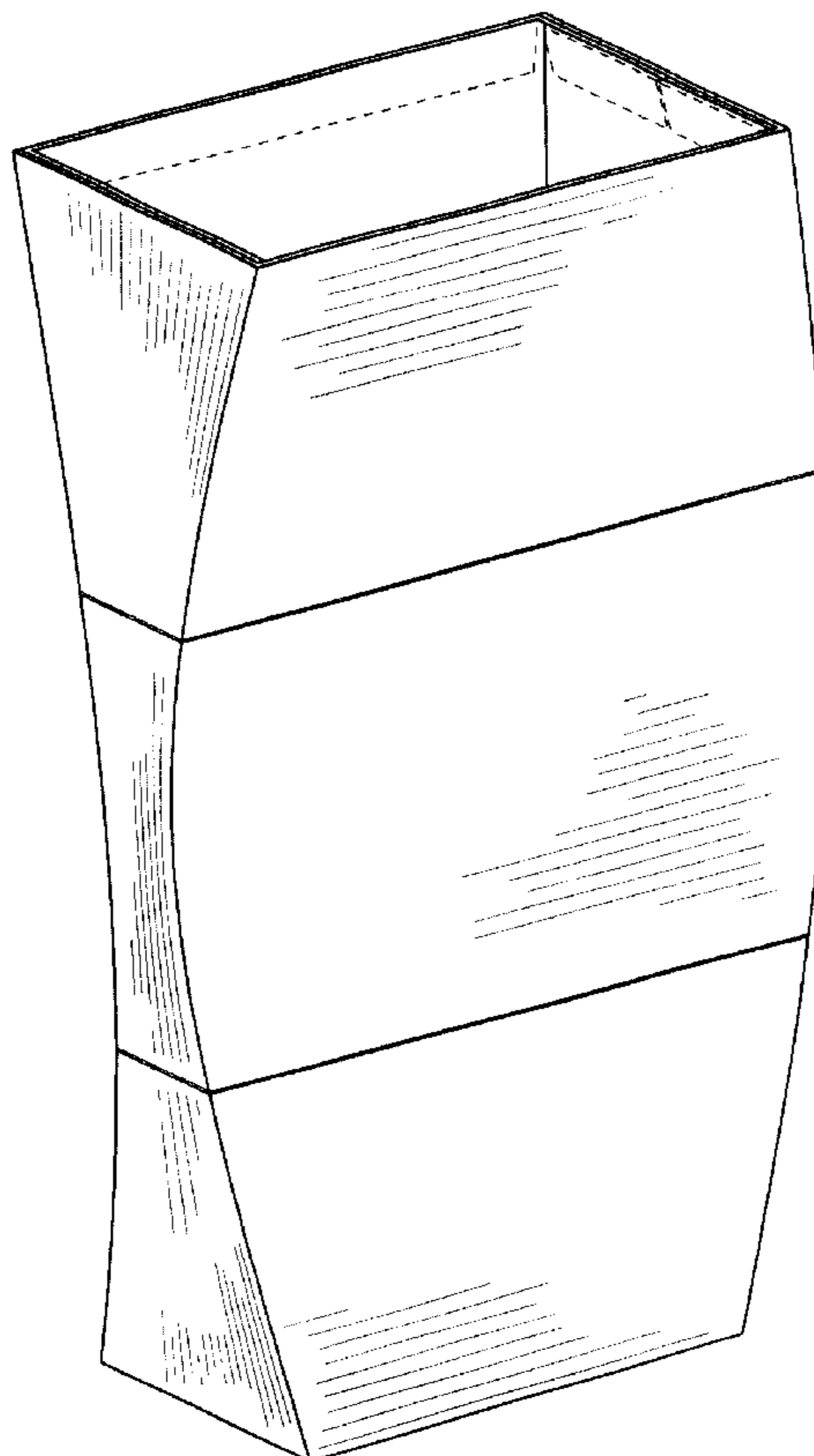
DESCRIPTION

FIG. 1 is a perspective view of the kiosk showing my new design;
FIG. 2 is a front view of my design; the rear view being a mirror image thereof;
FIG. 3 is a side view of my design; the other side view being a mirror image thereof; and,
FIG. 4 is a view of the top of my design; the bottom view being a mirror image thereof.
The broken lines in the drawings represent unclaimed subject matter.

(56) **References Cited**
U.S. PATENT DOCUMENTS

- 3,727,874 A 4/1973 Wuensch
- 3,877,632 A * 4/1975 Steel 229/104
- 4,235,032 A 11/1980 Robinson
- 4,619,426 A 10/1986 Drucek, Jr.
- 4,773,622 A 9/1988 Herlin
- 4,854,060 A 8/1989 Corbo et al.
- 5,467,547 A 11/1995 Fortner

1 Claim, 2 Drawing Sheets



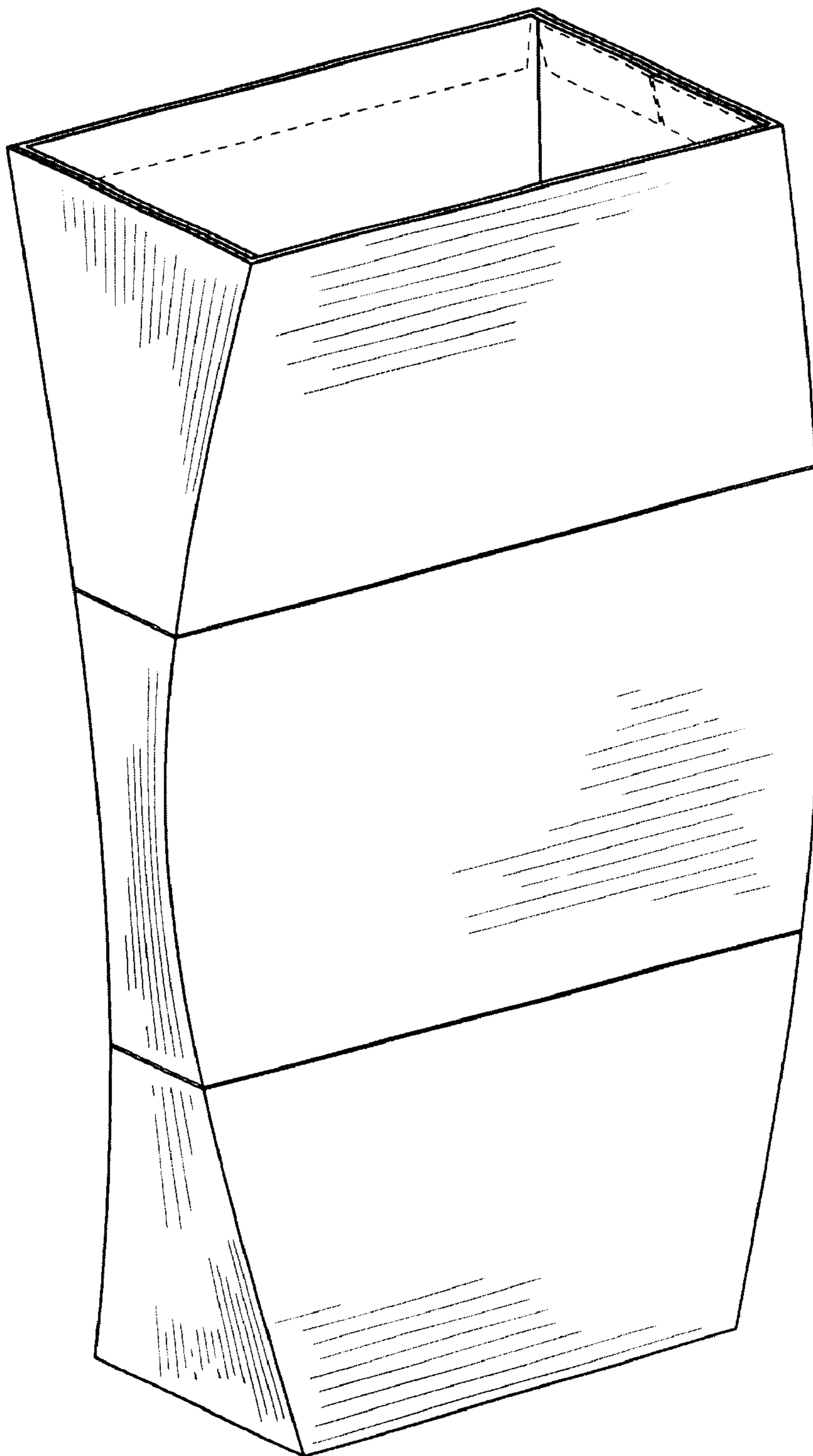


FIG. 1




FIG. 2

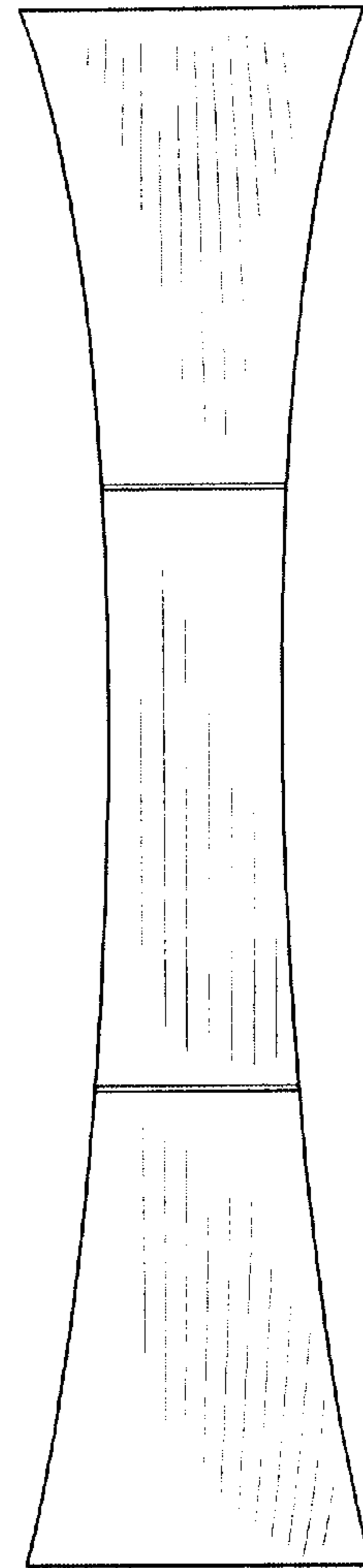


FIG. 3




FIG. 4