

US00D523477S

(12) **United States Design Patent**
Cetera

(10) **Patent No.:** **US D523,477 S**

(45) **Date of Patent:** **** Jun. 20, 2006**

(54) **MEMO CLIP**

(75) Inventor: **Carl Cetera**, Tenafly, NJ (US)

(73) Assignee: **Cotapaxi Custom Design and Manufacturing, LLC**, Carlstadt, NJ (US)

(**) Term: **14 Years**

(21) Appl. No.: **29/215,042**

(22) Filed: **Oct. 12, 2004**

(51) **LOC (8) Cl.** **19-02**

(52) **U.S. Cl.** **D19/65**

(58) **Field of Classification Search** D8/395;
D19/65, 75, 78, 86, 88, 100; 24/67 R, 67.1,
24/67.3, 67.5, 67.7, 67.9, 67.11, DIG. 8,
24/498, 500, 501, 507, 508

See application file for complete search history.

(56) **References Cited**

U.S. PATENT DOCUMENTS

2,528,695	A	*	11/1950	King	281/45
D376,534	S	*	12/1996	Wolff	D8/395
D387,089	S	*	12/1997	Despointes	D19/52
D412,343	S	*	7/1999	Offenhauer	D19/65

D446,549	S	*	8/2001	Cheris et al.	D19/88
6,619,479	B1	*	9/2003	Jones et al.	206/554
D488,834	S	*	4/2004	Mandel et al.	D19/65
D497,186	S	*	10/2004	Cetera	D19/88
D500,082	S	*	12/2004	Rosado	D19/65
D508,954	S	*	8/2005	Cetera	D19/78

* cited by examiner

Primary Examiner—Caron D. Veynar

Assistant Examiner—Elizabeth Albert

(74) *Attorney, Agent, or Firm*—The Soni Law Firm

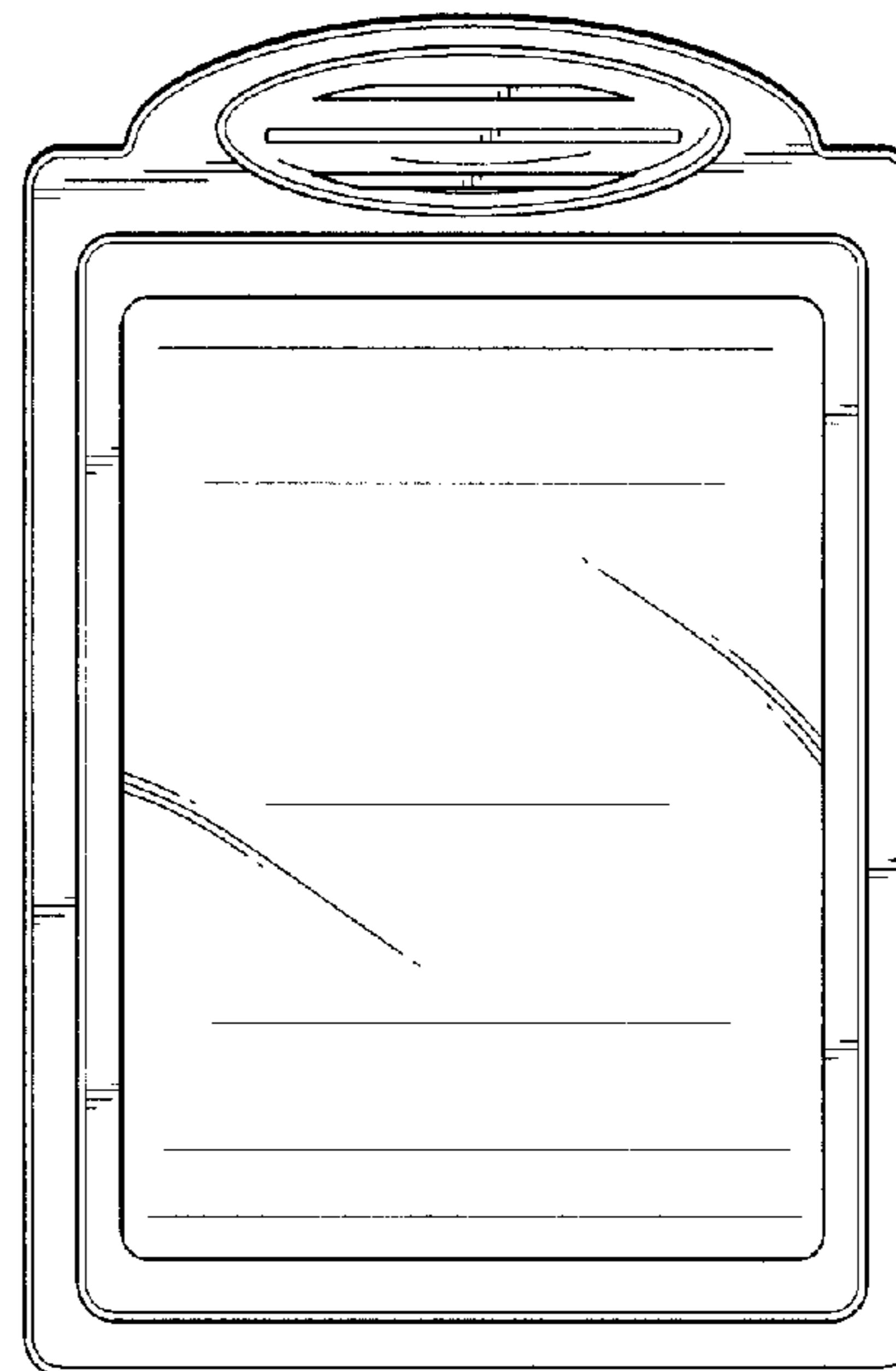
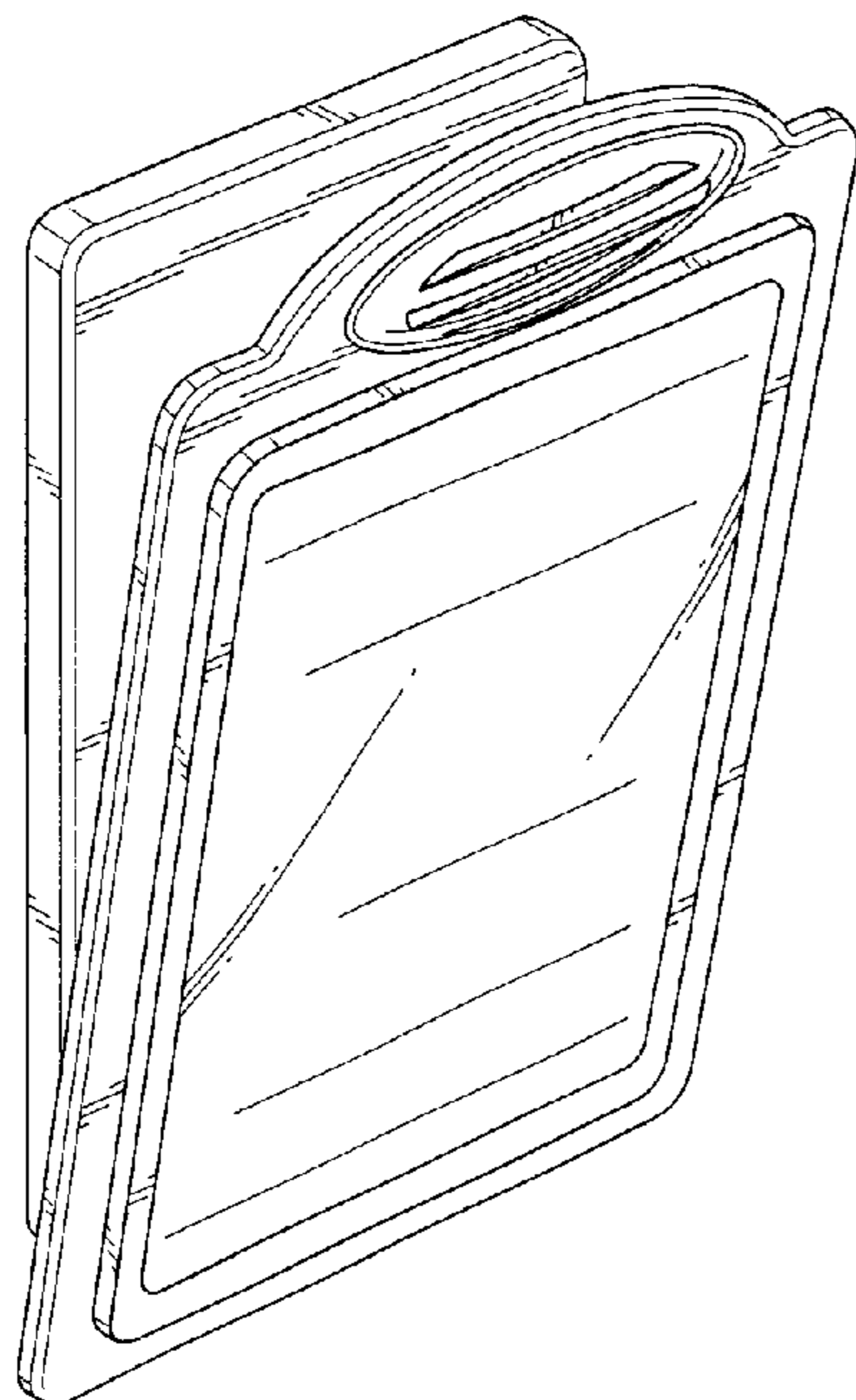
(57) **CLAIM**

The ornamental design for a memo clip, as shown and described.

DESCRIPTION

FIG. 1 is a top front perspective view of the memo clip; FIG. 2 is a front elevation view of the memo clip of FIG. 1; FIG. 3 is a left side elevation view of the memo clip of FIG. 1; FIG. 4 is a top plan view of the memo clip of FIG. 1; FIG. 5 is an inverted bottom plan view of the memo clip of FIG. 1; and, FIG. 6 is a bottom elevation view of the memo clip of FIG. 1.

1 Claim, 2 Drawing Sheets






FIG. 1

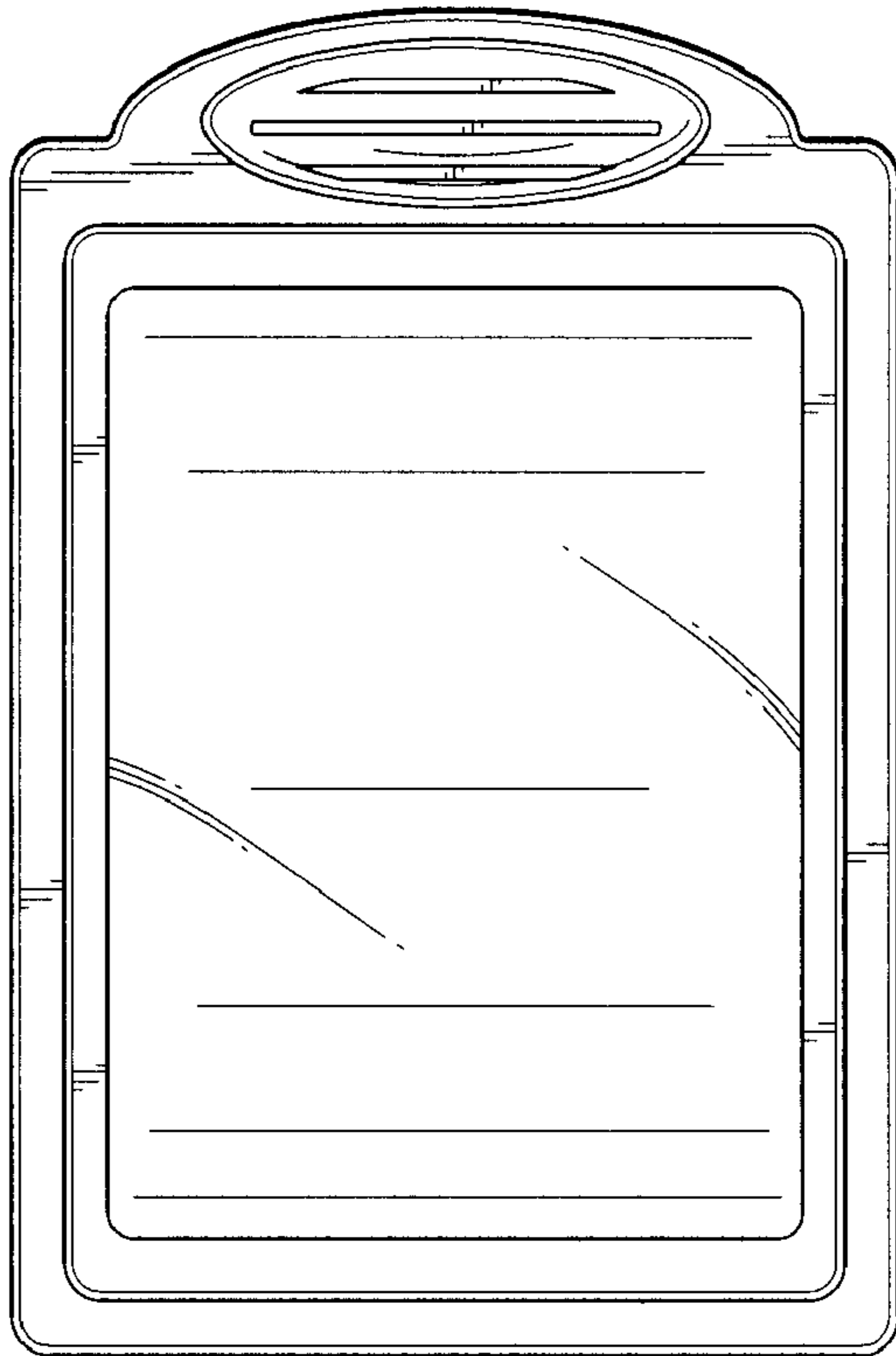


FIG. 2

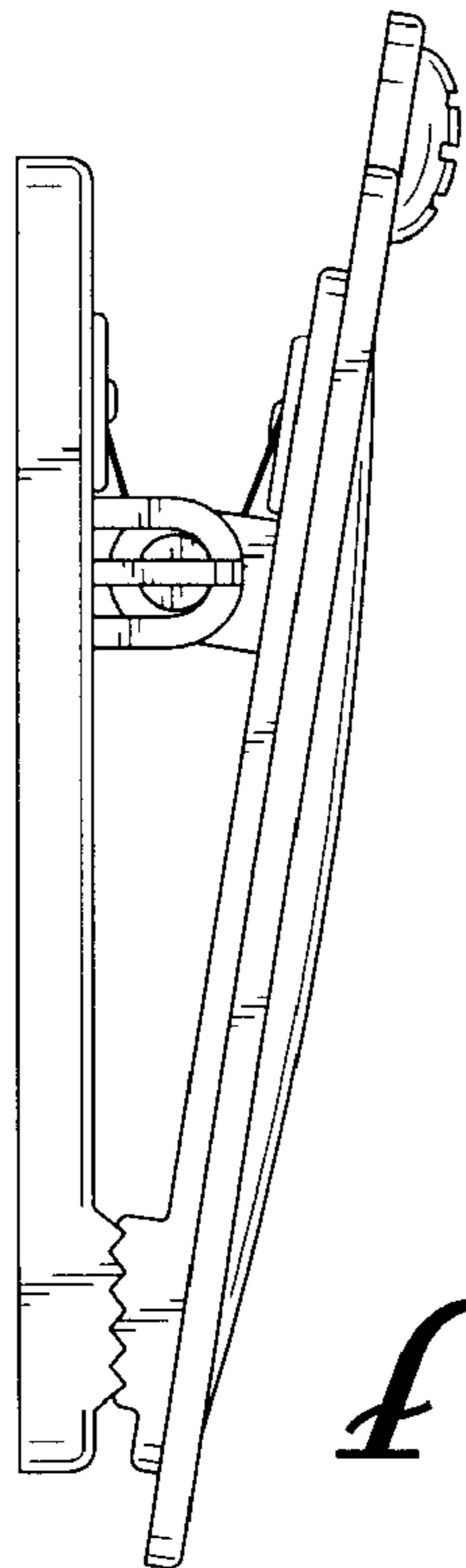


FIG. 3

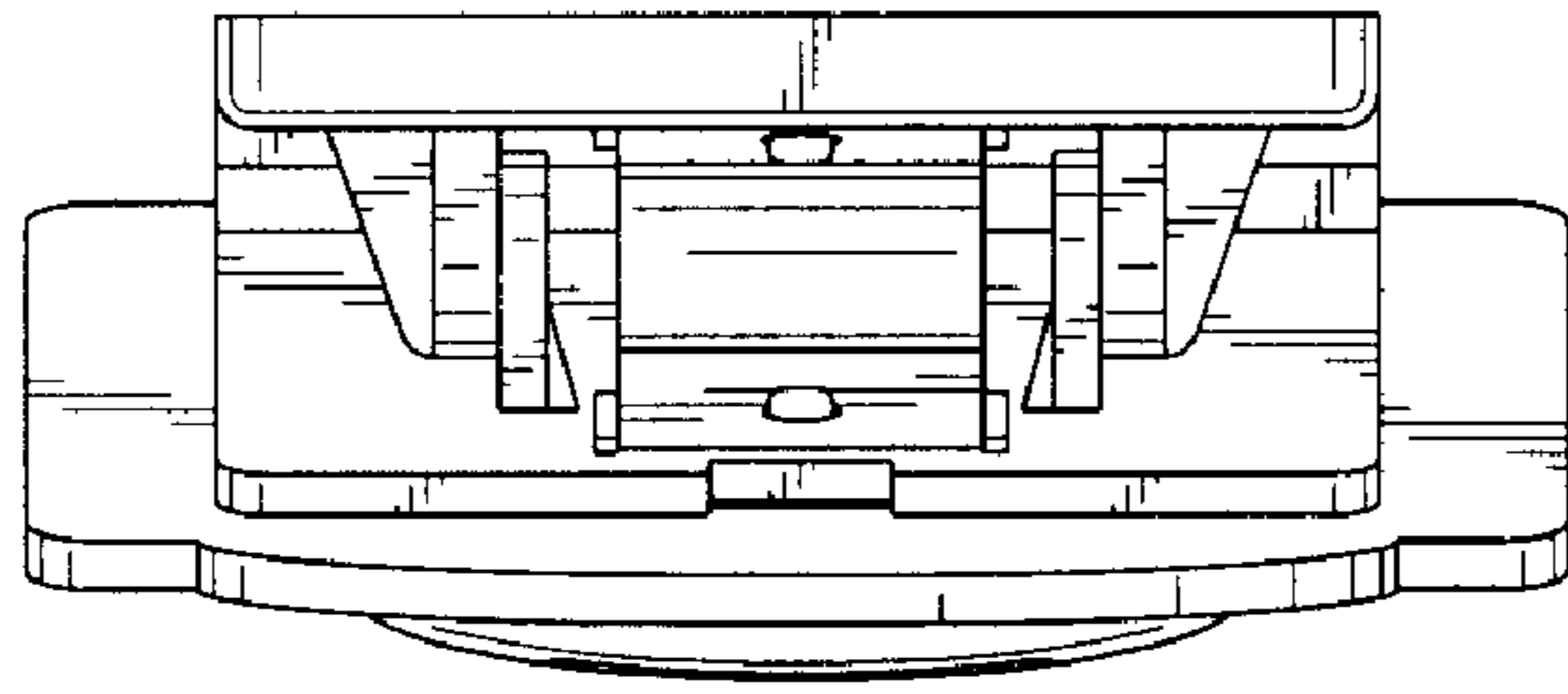


FIG. 4



FIG. 5




FIG. 6