



US00D523466S

(12) **United States Design Patent**  
**Anderson**

(10) **Patent No.:** **US D523,466 S**

(45) **Date of Patent:** **\*\* Jun. 20, 2006**

(54) **CYMBAL**

D476,939 S \* 7/2003 Francis ..... D12/209  
6,741,912 B1 \* 5/2004 Olesen et al. .... 700/248

(76) Inventor: **James M. Anderson**, 3371 Shining Star  
La., Corona, CA (US) 92881

\* cited by examiner

(\*\*) Term: **14 Years**

*Primary Examiner*—Ian Simmons

*Assistant Examiner*—Christopher Lee

(21) Appl. No.: **29/213,113**

(74) *Attorney, Agent, or Firm*—James G. O'Neill; Klein  
O'Neill & Singh, LLP

(22) Filed: **Sep. 14, 2004**

(57) **CLAIM**

(51) **LOC (8) Cl.** ..... **17-04**

The ornamental design for a cymbal, as shown and  
described.

(52) **U.S. Cl.** ..... **D17/22**

(58) **Field of Classification Search** ..... D17/22,  
D17/99; 84/103, 106, 406, 418, 422.1, 422.2,  
84/422.3

See application file for complete search history.

**DESCRIPTION**

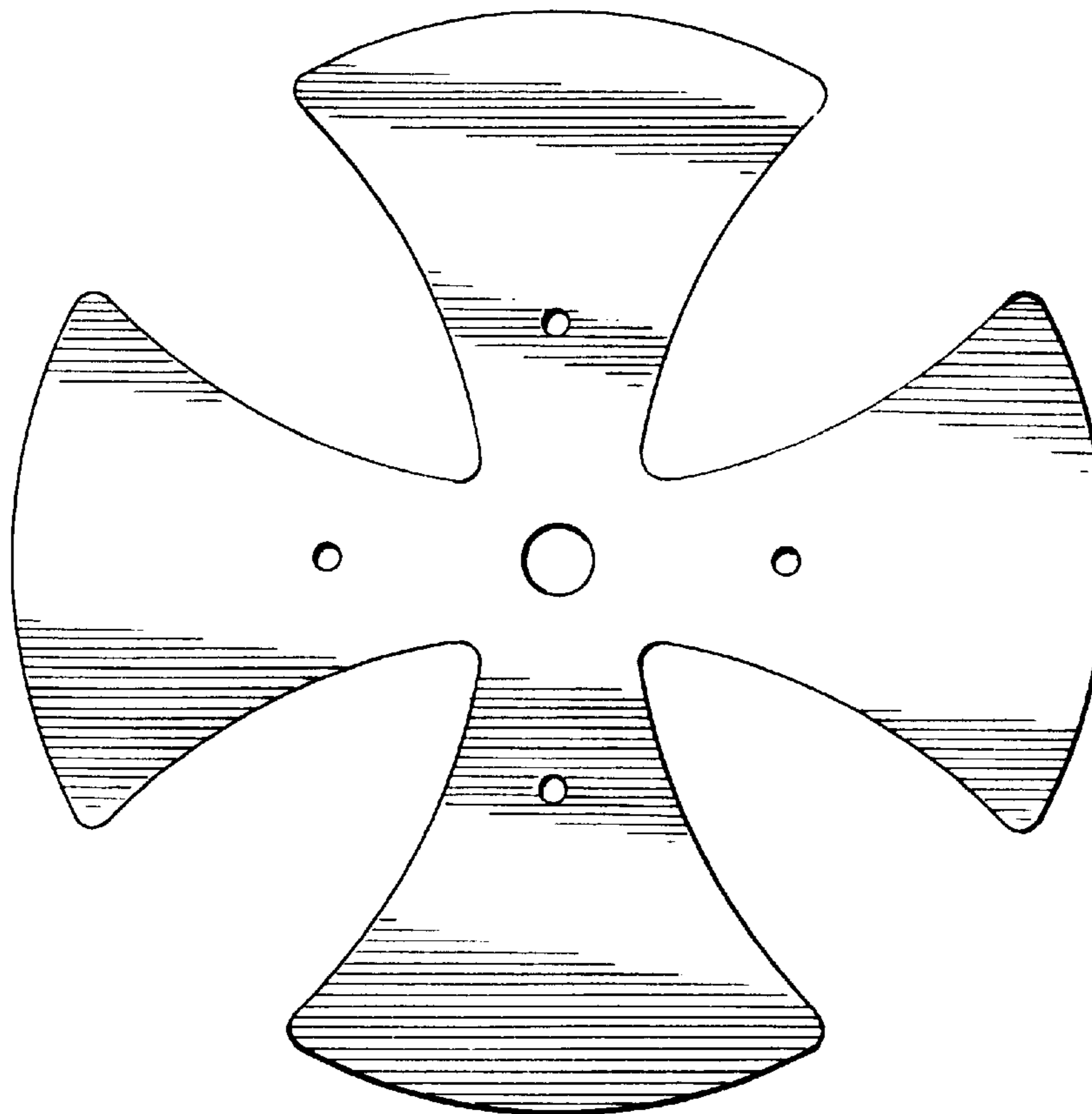
(56) **References Cited**

**U.S. PATENT DOCUMENTS**

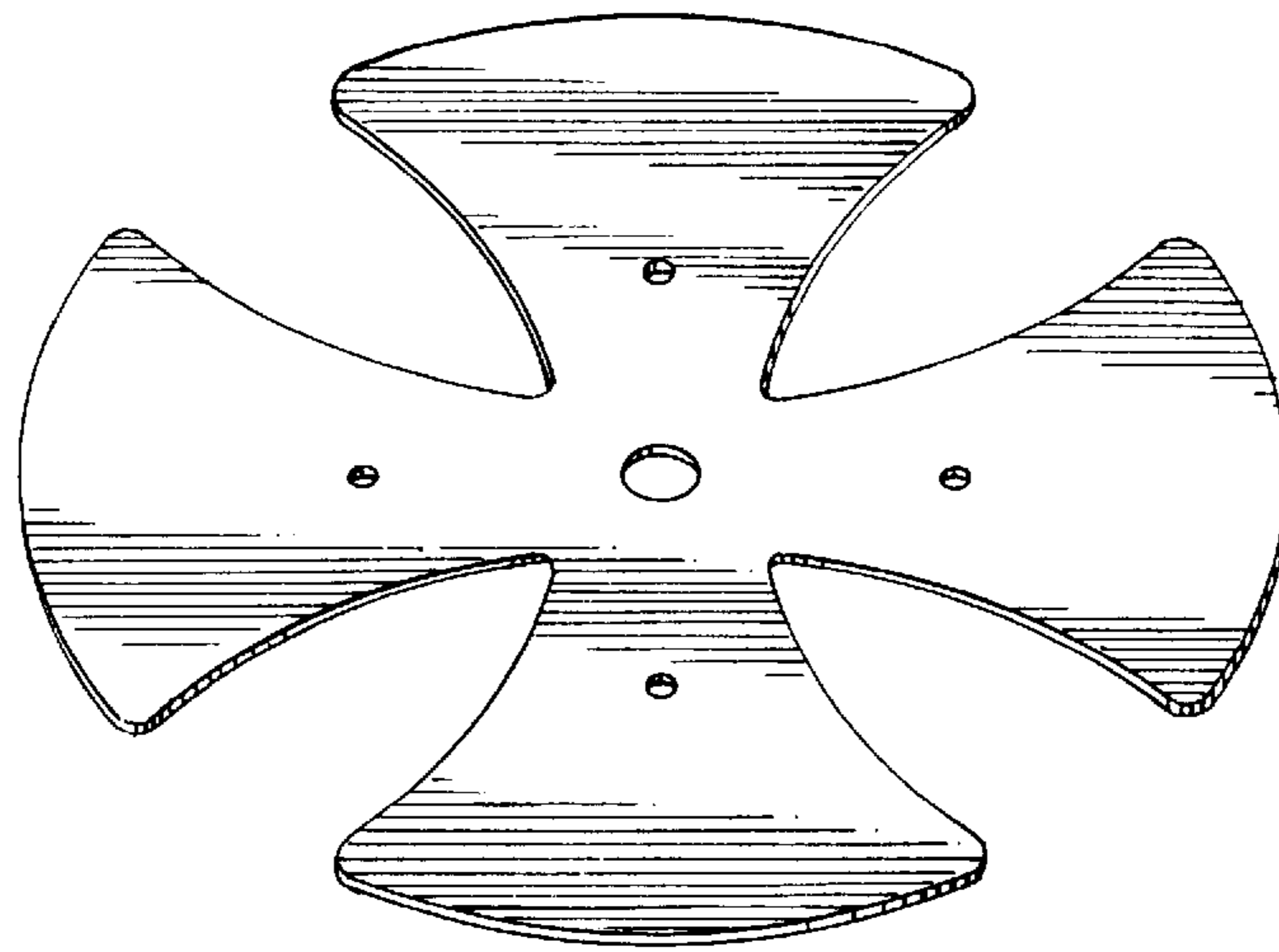
1,739,596	A	*	12/1929	Jolly	.....	194/293
3,433,115	A	*	3/1969	Kjelstrom	.....	84/411 R
3,539,851	A	*	11/1970	Bozsvai	.....	310/91
3,650,842	A	*	3/1972	Bougaran	.....	429/94
4,581,972	A	*	4/1986	Hoshino	.....	84/723
D298,590	S	*	11/1988	Drew et al.	.....	D5/53
4,896,009	A	*	1/1990	Pawlowski	.....	219/730
5,613,571	A	*	3/1997	Rank et al.	.....	180/282
6,131,332	A	*	10/2000	Garcia	.....	47/72
6,239,340	B1	*	5/2001	Heuerman	.....	84/411 P

FIG. 1 is a perspective view looking from the top of a first  
embodiment of a cymbal of the present invention;  
FIG. 2 is a top plan view of the first embodiment of the  
cymbal;  
FIG. 3 is a front elevational view of FIG. 1, the rear view  
being a mirror image thereof;  
FIG. 4 is a left side elevational view of FIG. 3;  
FIG. 5 is a right side elevational view of FIG. 3;  
FIG. 6 is a bottom plan view of FIG. 3; and,  
FIG. 7 is a front elevational view of a second embodiment  
of a cymbal, showing my new design, with the rear view  
being a mirror image thereof, with all other views being the  
same as FIGS. 2, 4, 5 and 6.

**1 Claim, 2 Drawing Sheets**



*FIG. 1*



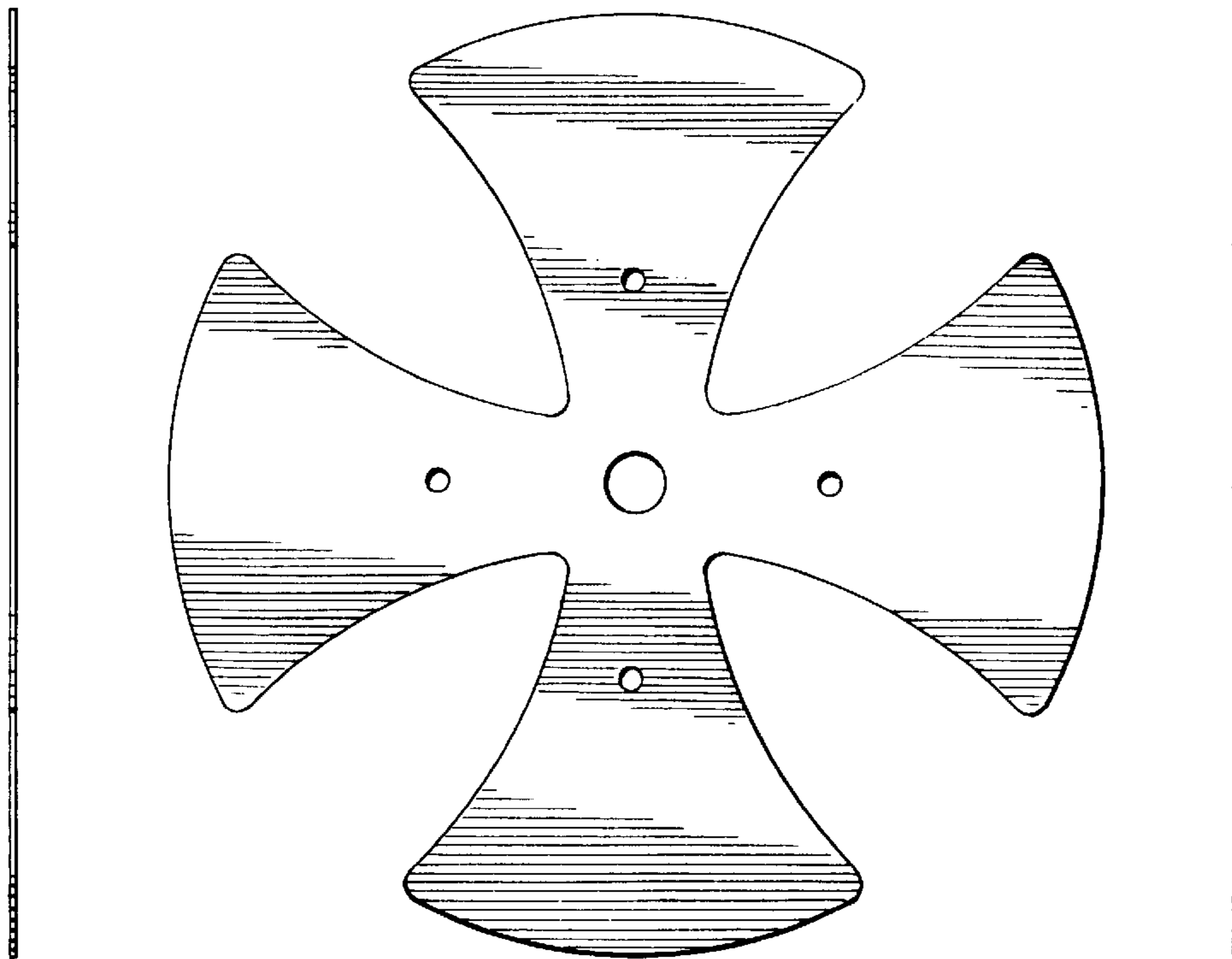
*FIG. 2*

---

*FIG. 4*

*FIG. 3*

*FIG. 5*



*FIG. 6*

---

*FIG. 7*

