



US00D523451S

(12) **United States Design Patent**
Folk et al.

(10) **Patent No.: US D523,451 S**

(45) **Date of Patent: ** Jun. 20, 2006**

(54) **SUPPORT LINK FOR WELLBORE APPARATUS**

(75) Inventors: **Robert Alden Folk**, Calgary (CA);
Steven Lorne Folk, Sherwood Park (CA)

(73) Assignee: **Varco I/P, Inc.**, Houston, TX (US)

(**) Term: **14 Years**

(21) Appl. No.: **29/207,010**

(22) Filed: **Jun. 7, 2004**

(51) **LOC (8) Cl.** **15-09**

(52) **U.S. Cl.** **D15/138**

(58) **Field of Classification Search** D15/199,
D15/138; 166/66.5, 77.52, 78.1, 85.1, 90.1,
166/378-390; 175/52, 85, 162, 203

See application file for complete search history.

(56) **References Cited**

U.S. PATENT DOCUMENTS

4,010,600 A	3/1977	Poole et al.	57/129
4,115,911 A	9/1978	Poole et al.	29/402.12
4,205,423 A	6/1980	Poole et al.	29/402.11
4,421,179 A	12/1983	Boyadjieff	173/44
4,449,596 A	5/1984	Boyadjieff	175/85
4,458,768 A	7/1984	Boyadjieff	175/85
4,489,794 A	* 12/1984	Boyadjieff	175/85
4,529,045 A	7/1985	Boyadjieff et al.	173/164
4,589,503 A	5/1986	Johnson et al.	175/113
4,605,077 A	8/1986	Boyadjieff	175/85
4,753,300 A	6/1988	Shaw et al.	173/164
4,759,239 A	7/1988	Hamilton et al.	81/57.34
4,793,422 A	12/1988	Krasnov	175/57
4,800,968 A	1/1989	Shaw et al.	175/85
4,813,493 A	3/1989	Shaw et al.	173/164
4,854,383 A	8/1989	Arnold et al.	166/70
4,865,135 A	9/1989	Moses	175/57

4,878,546 A	11/1989	Shaw et al.	173/163
5,038,871 A	8/1991	Dinsdale	175/52
5,107,940 A	4/1992	Berry	175/85
5,255,751 A	10/1993	Stogner	175/203
5,381,867 A	1/1995	Berry	175/85
5,388,651 A	2/1995	Berry	175/85
5,433,279 A	7/1995	Tessari et al.	173/213
5,501,286 A	3/1996	Berry	175/52
5,755,296 A	5/1998	Richardson et al.	175/162
6,024,181 A	2/2000	Richardson et al.	175/162
6,276,450 B1	8/2001	Seneviratne	166/85.1
6,527,047 B1	3/2003	Pietras	166/77.51
6,536,520 B1	3/2003	Snider et al.	166/78.1
6,622,796 B1	9/2003	Pietras	166/379
6,679,333 B1	1/2004	York et al.	166/379
6,688,398 B1	2/2004	Pietras	166/380
6,705,405 B1	3/2004	Pietras	166/380
6,725,938 B1	4/2004	Pietras	166/380
6,742,596 B1	6/2004	Haugen	166/380

* cited by examiner

Primary Examiner—Antoine D. Davis

(74) *Attorney, Agent, or Firm*—Guy McClung

(57) **CLAIM**

The ornamental design for a support link for wellbore apparatus, as shown and described.

DESCRIPTION

FIG. 1 is a front perspective view of an access platform according to the present invention.

FIG. 2 is a rear perspective view of the access platform of FIG. 1.

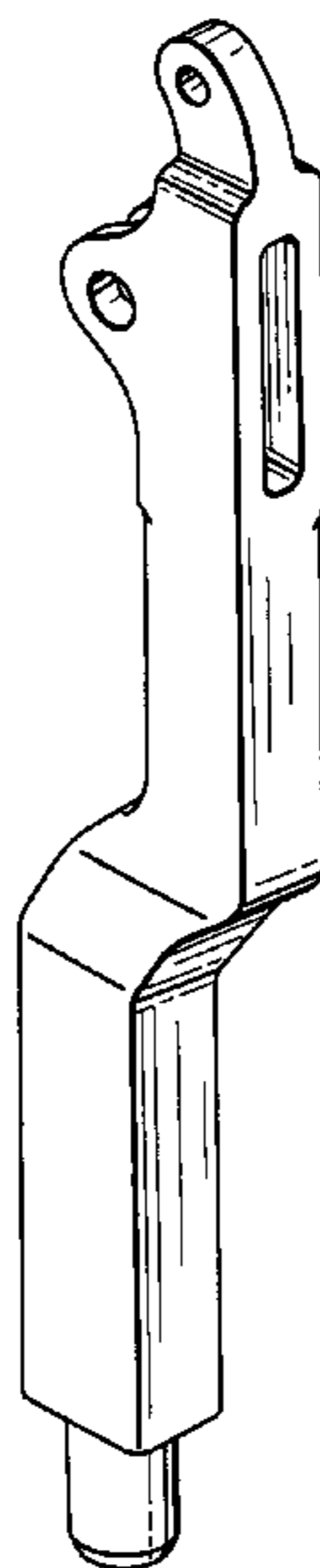
FIG. 3 is a side view of the access platform of FIG. 1.

FIG. 4 is a front view of the access platform of FIG. 1.

FIG. 5 is a bottom view of the access platform of FIG. 1; and,

FIG. 6 is a top view of the access platform of FIG. 1.

1 Claim, 1 Drawing Sheet



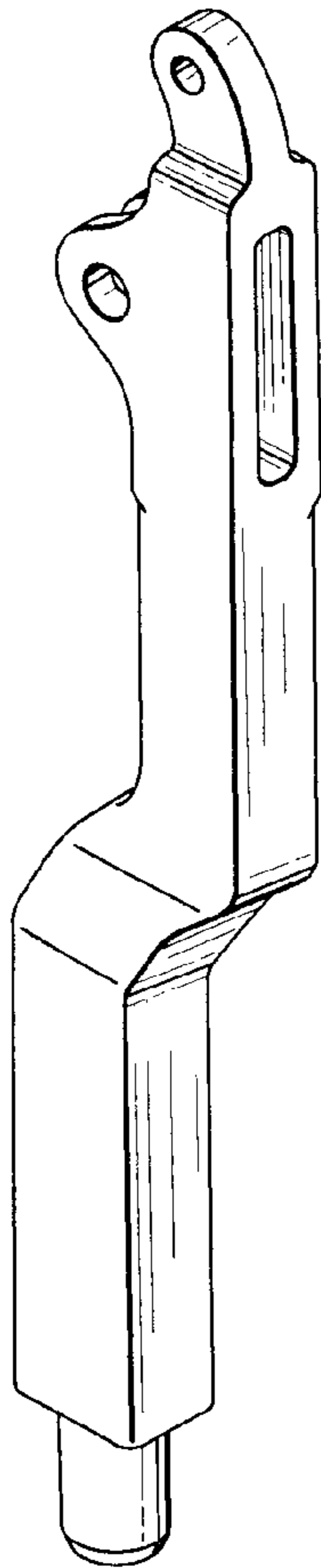


Fig.1

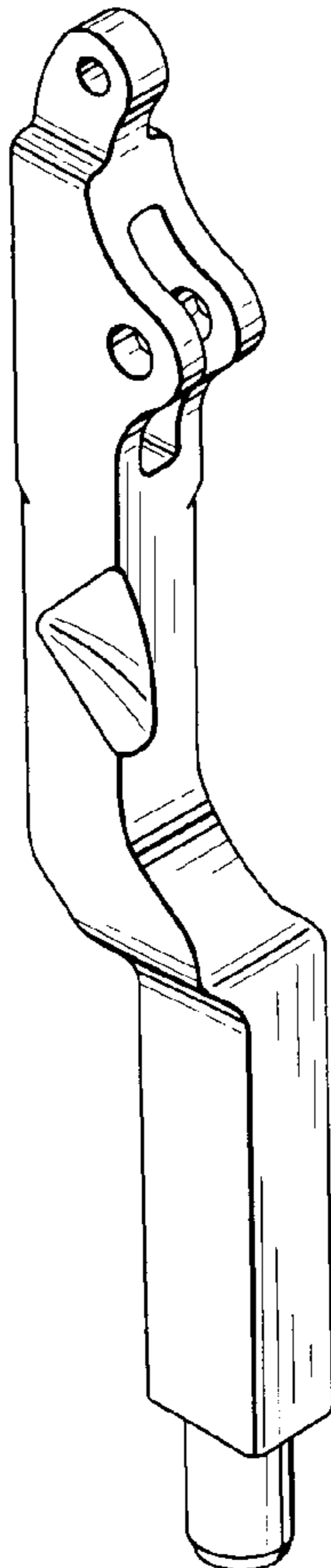


Fig.2

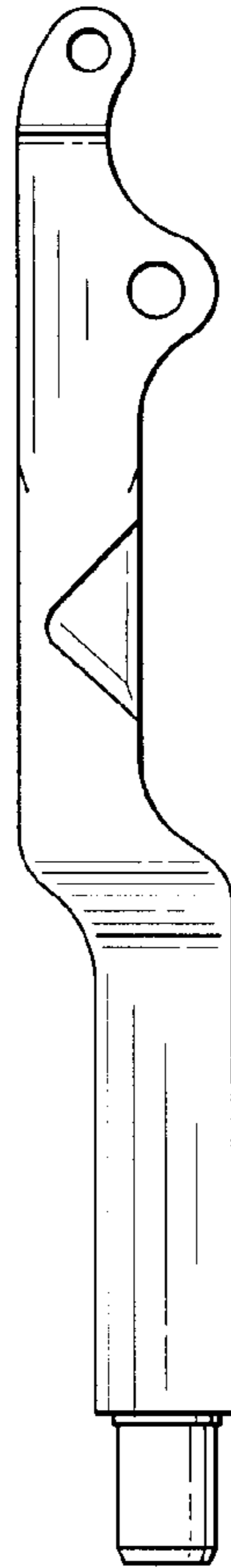


Fig.3

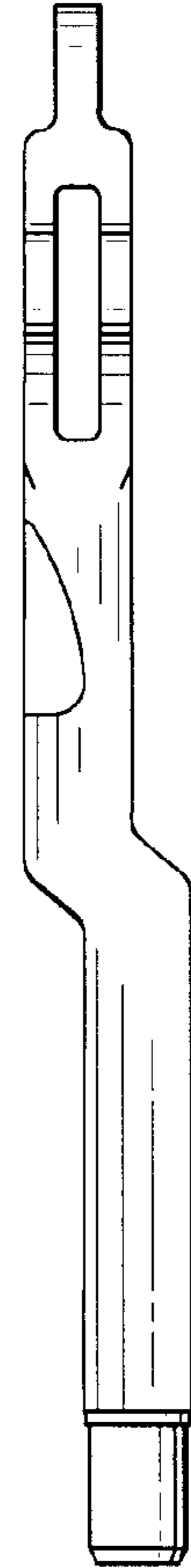


Fig.4

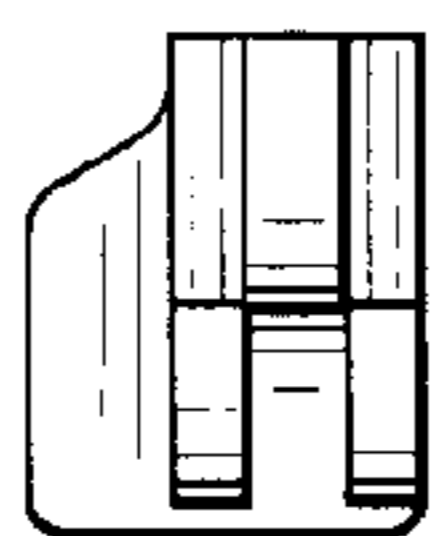


Fig.5

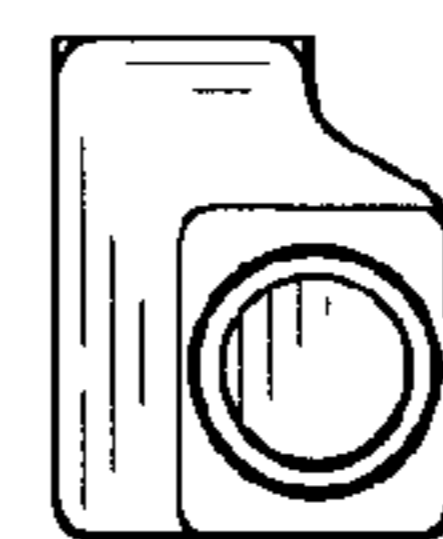


Fig.6