

US00D523450S

(12) **United States Design Patent**  
**Vardon**

(10) **Patent No.:** **US D523,450 S**  
(45) **Date of Patent:** **\*\* Jun. 20, 2006**

- (54) **REFRIGERATOR SHELF**
- (75) Inventor: **François Vardon**, El Marqués (MX)
- (73) Assignee: **Saint-Gobain Glass France**,  
Courbevoie (FR)
- (\*\*) Term: **14 Years**
- (21) Appl. No.: **29/243,693**
- (22) Filed: **Nov. 30, 2005**

5,429,433 A *	7/1995	Bird et al. ....	312/408
5,441,338 A *	8/1995	Kane et al. ....	312/408
5,540,493 A *	7/1996	Kane et al. ....	312/408
5,677,030 A	10/1997	Shanok et al.	
5,735,589 A	4/1998	Herrmann et al.	
5,913,584 A *	6/1999	Swindell et al. ....	312/408
6,105,233 A	8/2000	Neal	
D482,560 S	11/2003	Danilovski	
6,679,573 B1	1/2004	Bienick	
D495,720 S	9/2004	Avalos Barcenas et al.	
6,811,045 B1 *	11/2004	Masker et al. ....	211/153
2003/0117051 A1 *	6/2003	Kweon .....	312/408

**Related U.S. Application Data**

- (62) Division of application No. 29/235,303, filed on Aug. 1, 2005, which is a division of application No. 29/217,049, filed on Nov. 15, 2004.
- (51) **LOC (8) Cl.** ..... **15-07**
- (52) **U.S. Cl.** ..... **D15/89**
- (58) **Field of Classification Search** ..... D15/79,  
D15/81, 85-87, 89; 62/440-449, 457, 246-255,  
62/337, 3.6; 312/116, 247, 270.3, 319, 401,  
312/408; 220/592.1-592.4, 4.31, 533; D6/627;  
428/122; 362/92; 211/153  
See application file for complete search history.

**References Cited**

**U.S. PATENT DOCUMENTS**

D142,904 S	11/1945	Paddock	
2,786,729 A *	3/1957	Fields .....	312/270.3
D309,461 S	7/1990	Bussan et al.	
5,287,252 A *	2/1994	Caruso .....	362/92
5,332,611 A	7/1994	Shanok et al.	

\* cited by examiner

*Primary Examiner*—Nanda Bondade

*Assistant Examiner*—Shanda C. Hill

(74) *Attorney, Agent, or Firm*—Oblon, Spivak, McClelland,  
Maier & Neustadt, P.C.

(57) **CLAIM**

The ornamental design for a refrigerator shelf, as shown and described.

**DESCRIPTION**

FIG. 1 is a front elevational view of a refrigerator shelf showing my new design;  
 FIG. 2 is a rear elevational view thereof;  
 FIG. 3 is a side elevational view thereof;  
 FIG. 4 is a top plan view thereof;  
 FIG. 5 is a bottom plan view thereof;  
 FIG. 6 is a top, front, right perspective view thereof; and,  
 FIG. 7 is a bottom, rear, left perspective view thereof.

**1 Claim, 5 Drawing Sheets**






FIG. 1

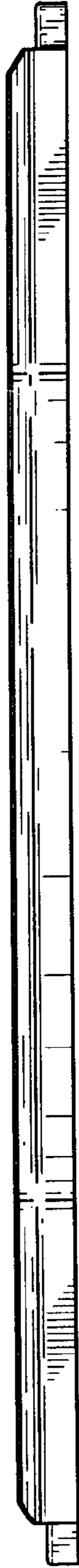


FIG. 2

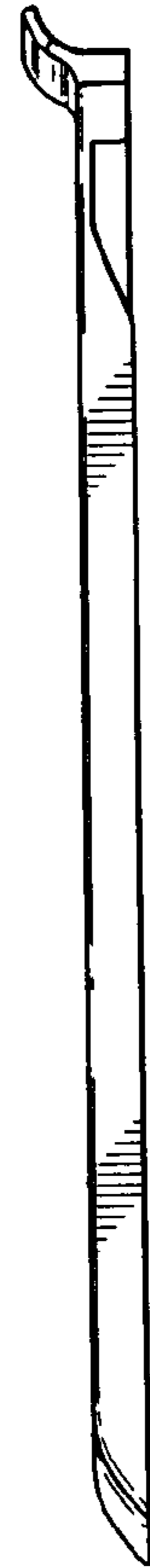


FIG. 3

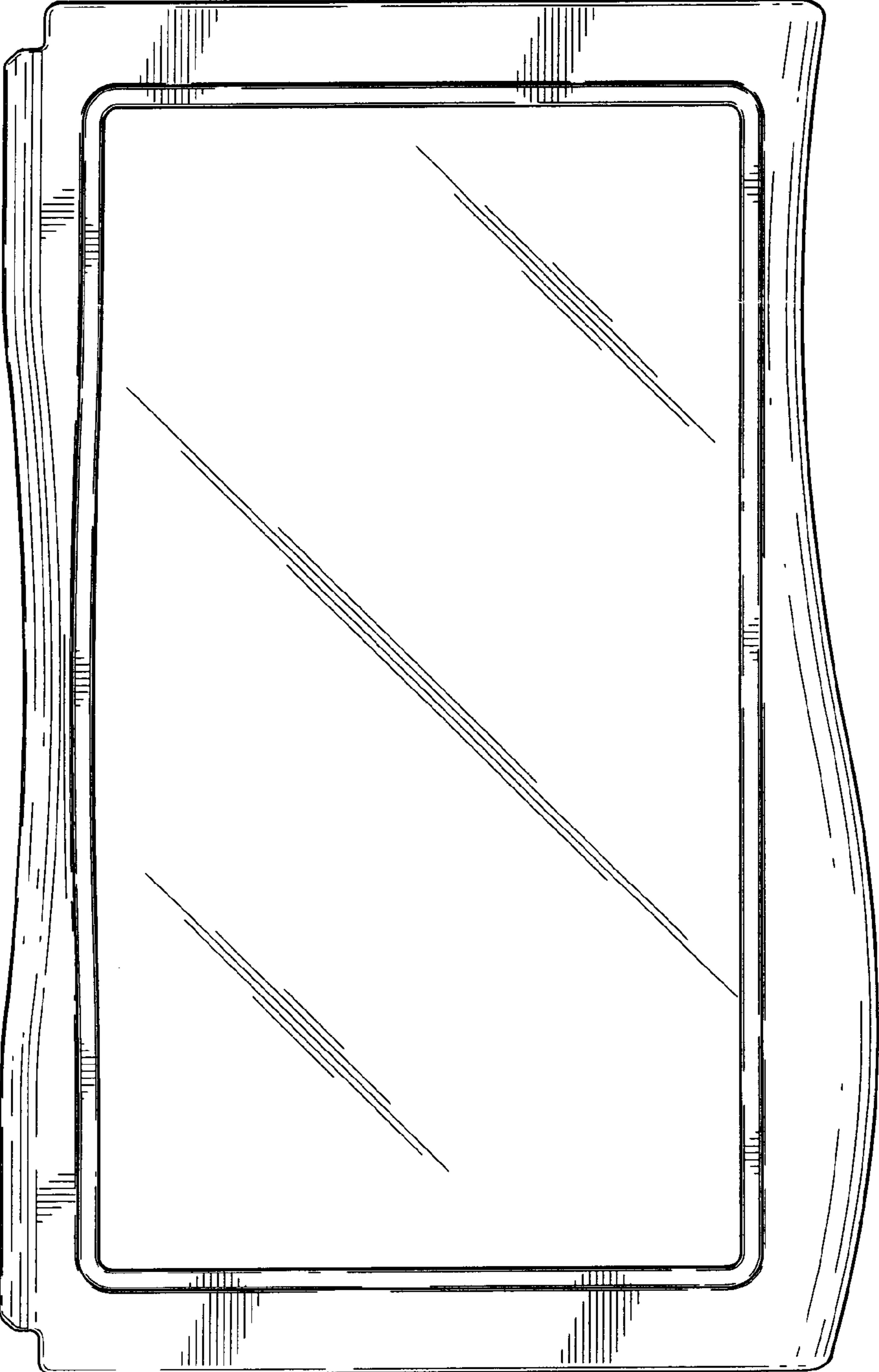


FIG. 4

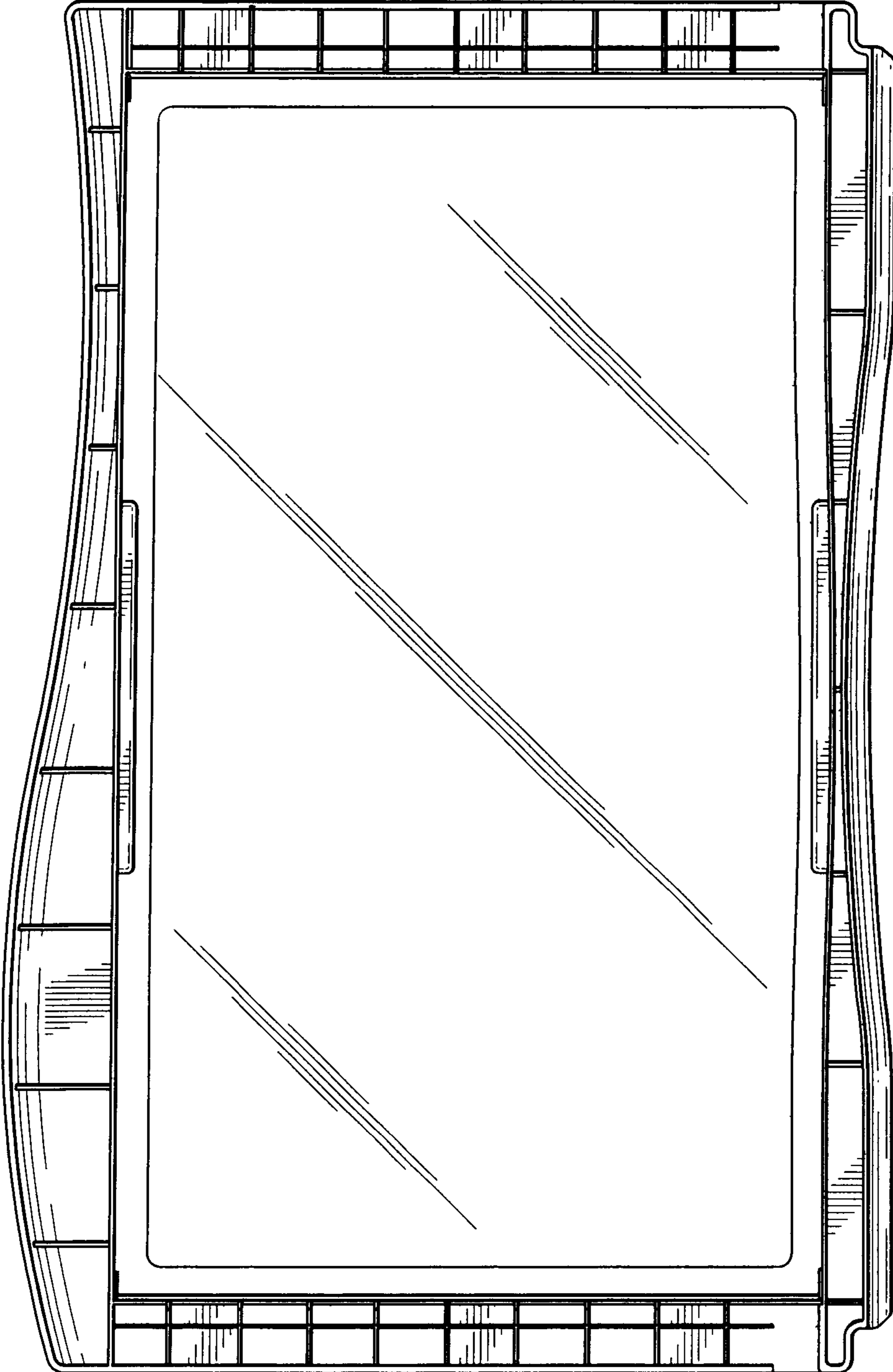


FIG. 5




FIG. 6

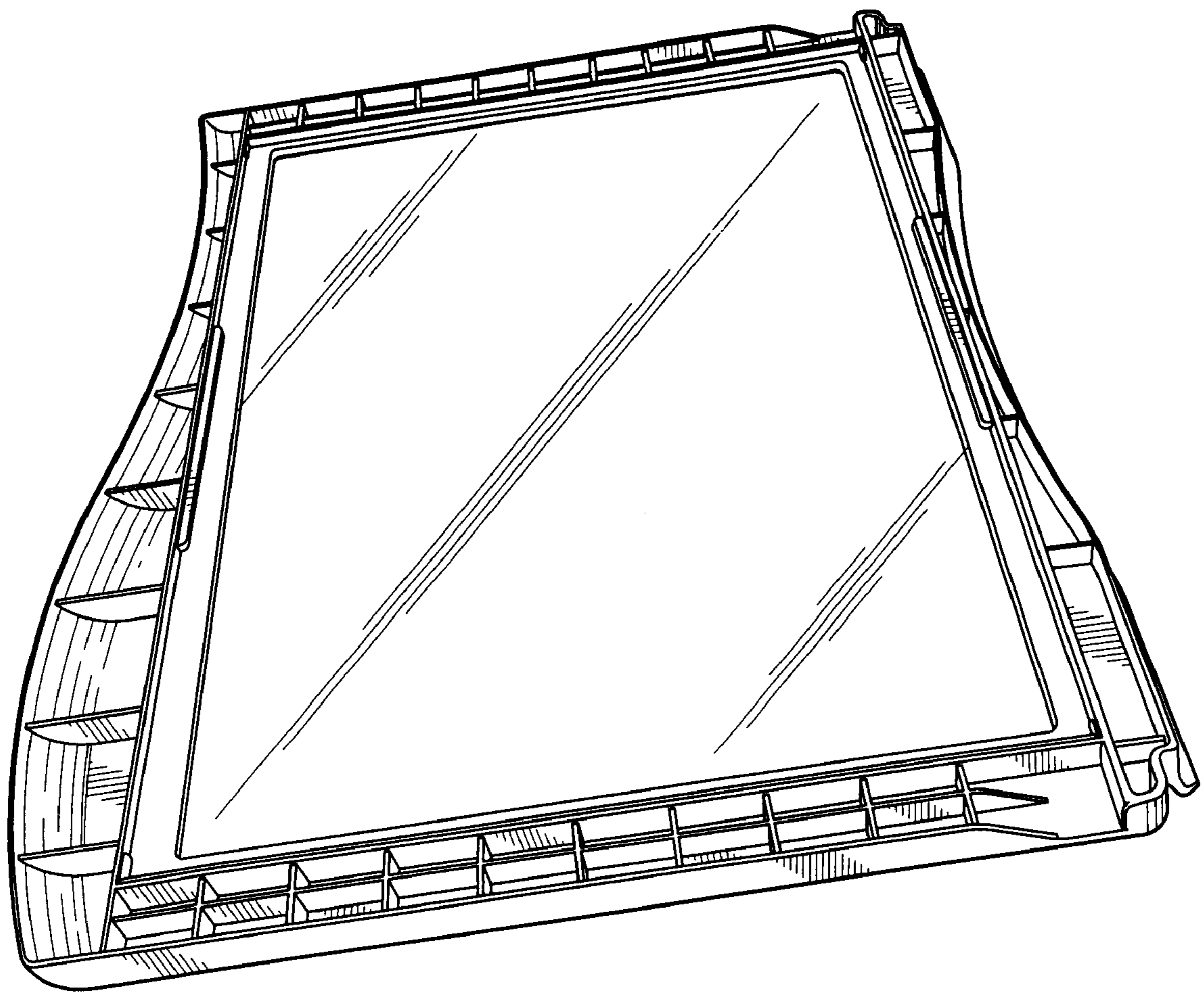


FIG. 7