

US00D523431S

(12) **United States Design Patent**  
**Yoon**

(10) **Patent No.:** **US D523,431 S**  
(45) **Date of Patent:** **\*\* Jun. 20, 2006**

(54) **NOTEBOOK COMPUTER**

- (75) Inventor: **Sang-Won Yoon**, Seoul (KR)
- (73) Assignee: **Samsung Electronics Co., Ltd.**,  
Kyunggi-do (KR)
- (\*\*) Term: **14 Years**

- (21) Appl. No.: **29/236,253**
- (22) Filed: **Aug. 12, 2005**

- (51) **LOC (8) Cl.** ..... **14-02**
- (52) **U.S. Cl.** ..... **D14/327**
- (58) **Field of Classification Search** ..... D14/315-328;  
D18/1, 2, 7, 11; 235/145 A, 145 R; 341/22,  
341/23; 345/104, 156, 168, 169, 173, 87,  
345/901-905; 361/680-686; 400/486, 489  
See application file for complete search history.

(56) **References Cited**

**U.S. PATENT DOCUMENTS**

D335,870 S	5/1993	Yun	
D336,465 S	6/1993	Kim	
D338,457 S	8/1993	Kim	
D348,442 S	7/1994	Yoon	
D384,043 S	* 9/1997	Tamaki	..... D14/318
D425,874 S	* 5/2000	Tanimura	..... D14/318
D431,821 S	* 10/2000	Mizuno	..... D14/318
D466,498 S	* 12/2002	Wang	..... D14/318
D492,678 S	7/2004	Kim et al.	
6,876,546 B1	* 4/2005	Tsao	..... 361/683
D504,683 S	* 5/2005	Kim et al.	..... D14/315

**OTHER PUBLICATIONS**

- U.S. Appl. No. 29/231,249, Applicant: Seung-Hyun Paek et al., filed Jun. 2, 2005 entitled Notebook Computer.
- U.S. Appl. No. 29/235,000, Applicant: Yeo-Wan Yun, et al., filed Jul. 26, 2005 entitled Notebook Computer.
- U.S. Appl. No. 29/236,251, Applicant: Seung-Wook Jeong, et al., filed Aug. 12, 2005 entitled Notebook Computer.
- U.S. Appl. No. 29/236,252, Applicant: Eun-Young Kim, et al., filed Aug. 12, 2005 entitled Notebook Computer.
- U.S. Appl. No. 29/236,254, Applicant: Tae-Woo Kim, et al., filed Aug. 12, 2005 entitled Notebook Computer.

\* cited by examiner

*Primary Examiner*—Freda S. Nunn

(74) *Attorney, Agent, or Firm*—Fynn, Thiel, Boutell & Tanis, P.C.

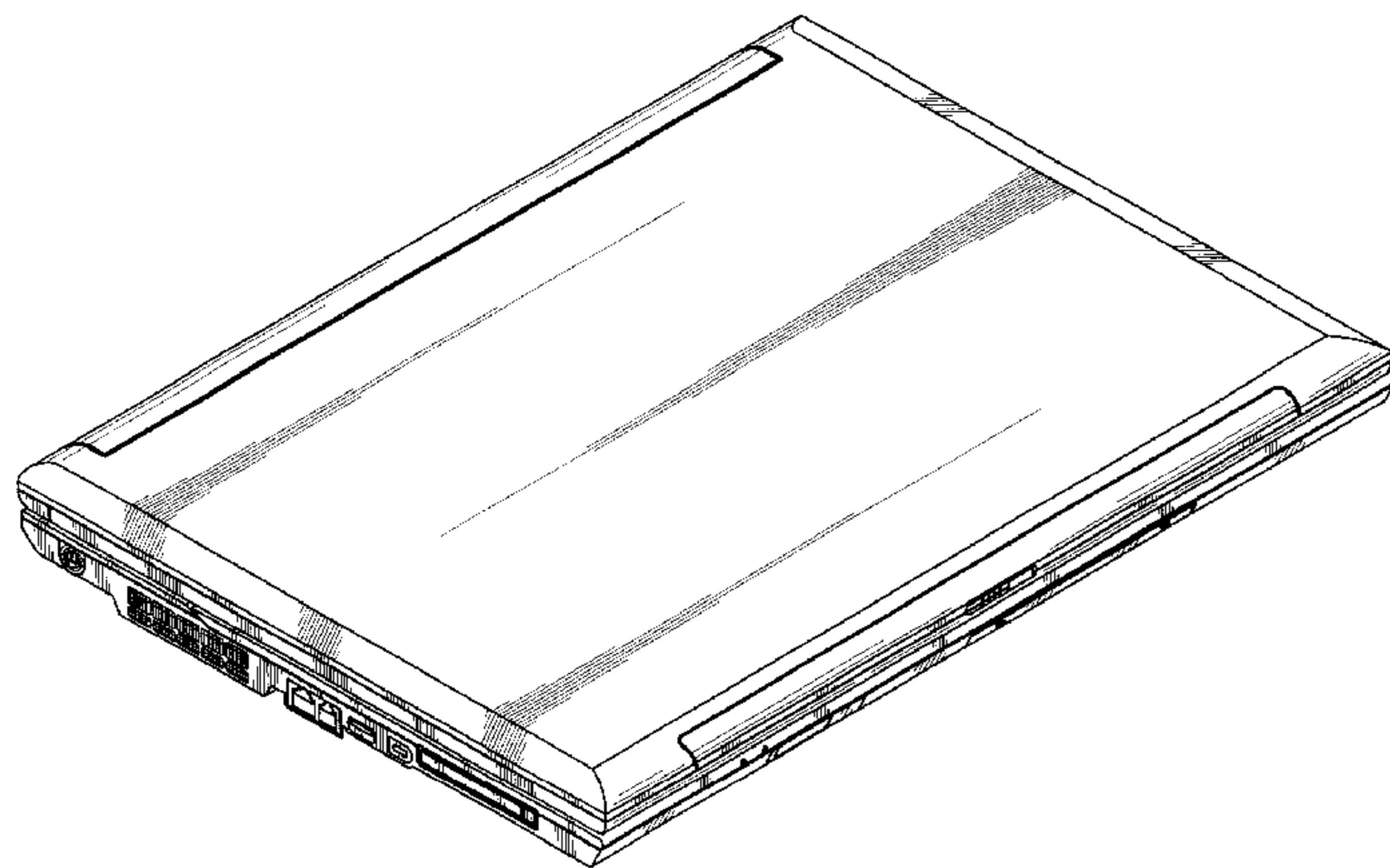
(57) **CLAIM**

The ornamental design for a notebook computer, as shown and described.

**DESCRIPTION**

- FIG. 1. is a top front perspective view of a notebook computer showing our new design.
- FIG. 2. is a front elevational view thereof.
- FIG. 3. is a rear elevational view thereof.
- FIG. 4. is a left side elevational view thereof.
- FIG. 5. is a right side elevational view thereof.
- FIG. 6. is a top plan view thereof; and,
- FIG. 7. is a bottom plan view thereof.

**1 Claim, 4 Drawing Sheets**



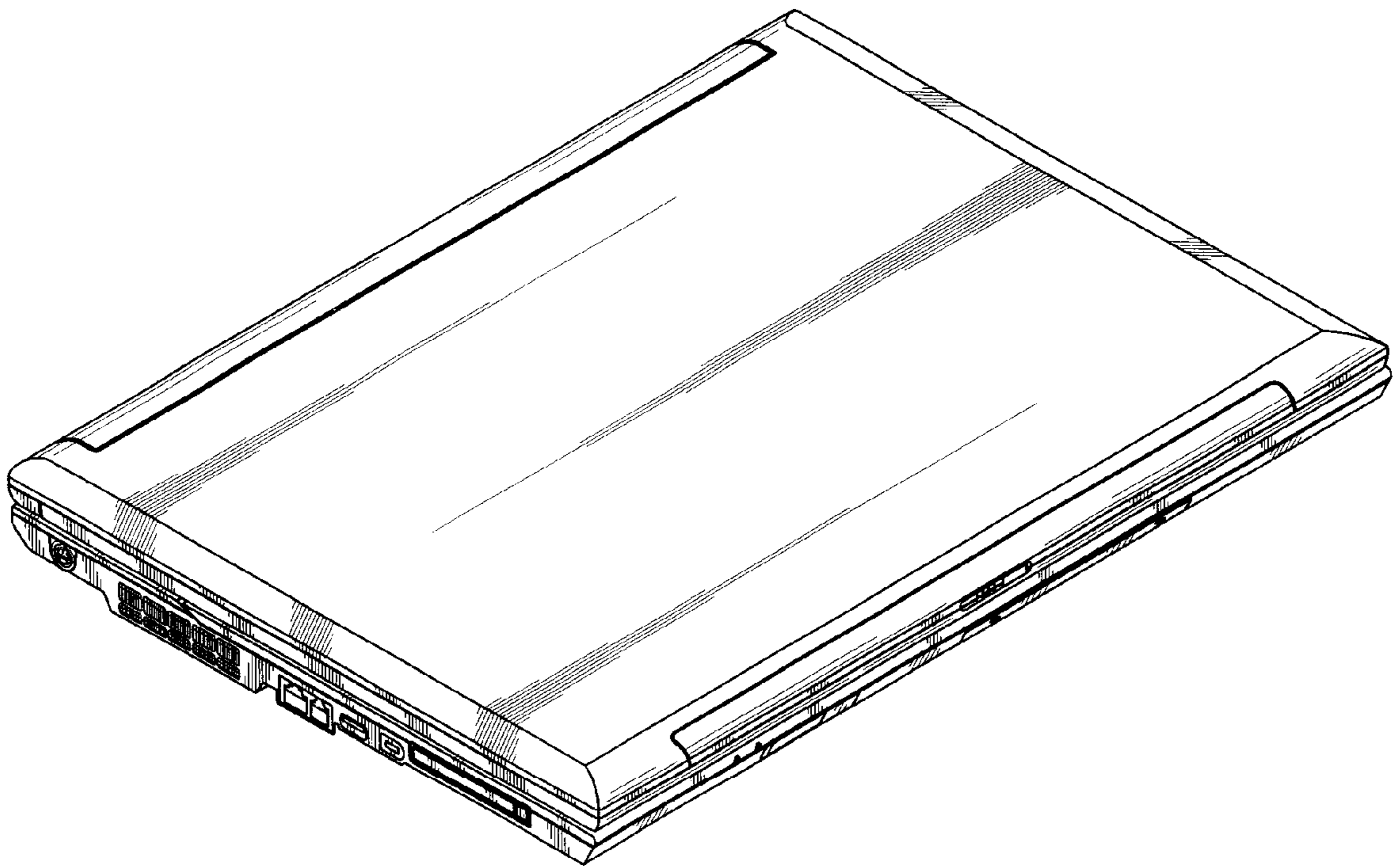


FIG. 1




FIG. 2

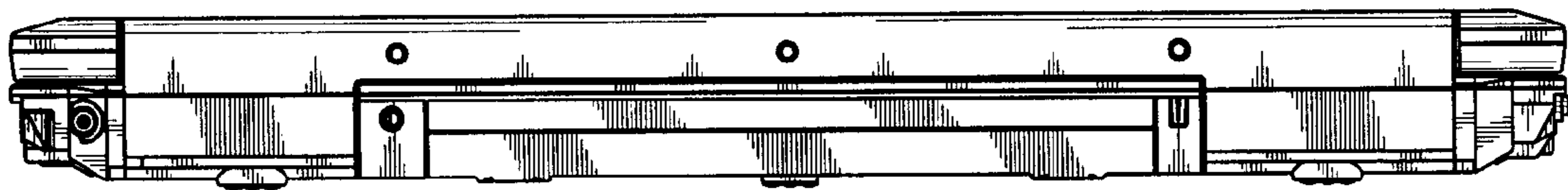


FIG. 3

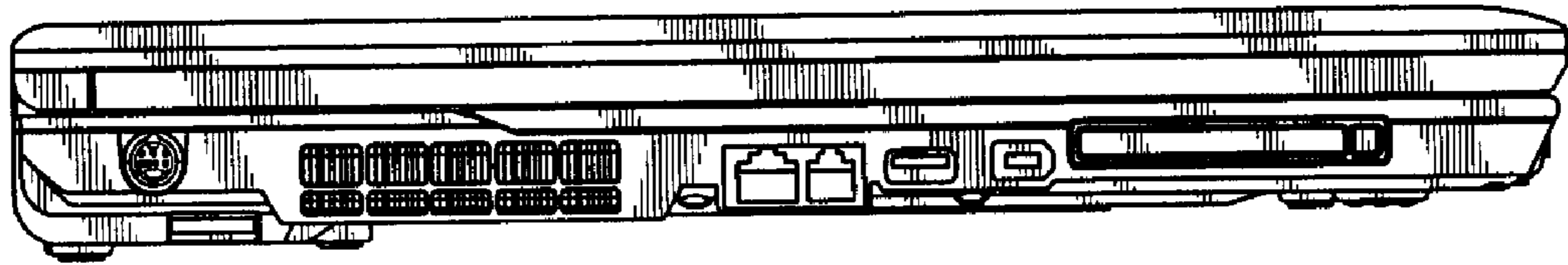


FIG. 4

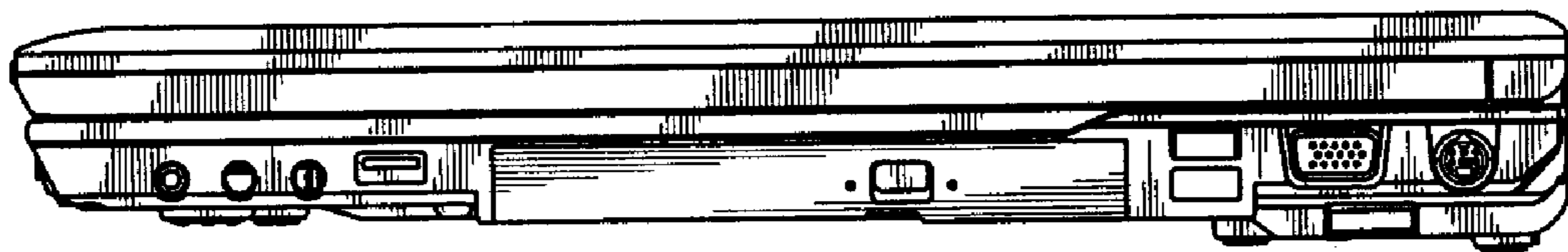


FIG. 5



FIG. 6

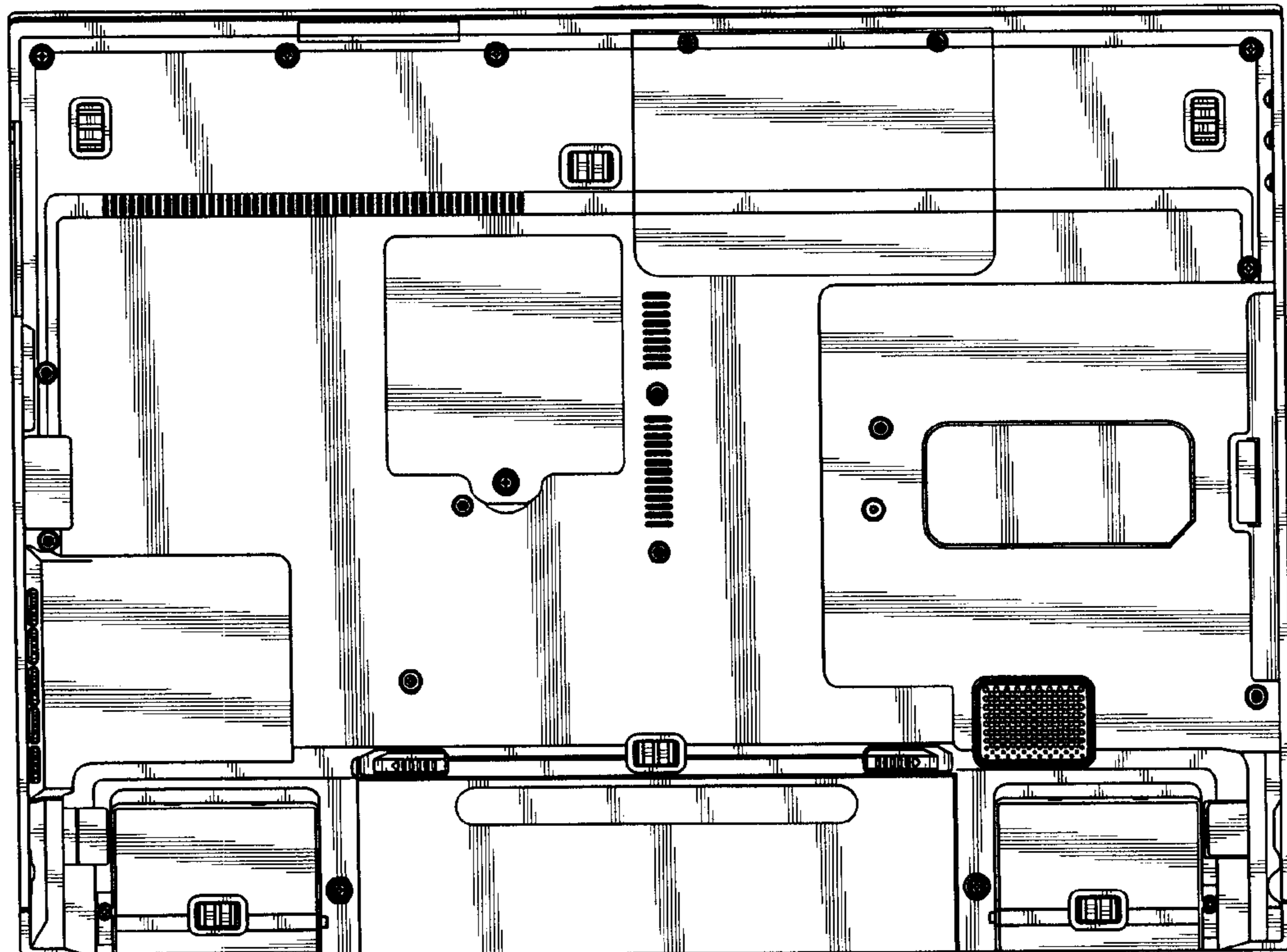


FIG. 7