



US00D523408S

(12) **United States Design Patent**
Hoehn

(10) **Patent No.:** **US D523,408 S**
(45) **Date of Patent:** **** Jun. 20, 2006**

(54) **TELEVISION SET**

(75) Inventor: **Holger Hoehn**, Taipei (TW)

(73) Assignee: **Hannspree, Inc.**, Taipei (TW)

(**) Term: **14 Years**

(21) Appl. No.: **29/230,427**

(22) Filed: **May 23, 2005**

(30) **Foreign Application Priority Data**

Dec. 16, 2004 (TW) 93307739

(51) **LOC (8) Cl.** **14-03**

(52) **U.S. Cl.** **D14/126**

(58) **Field of Classification Search** D14/125-134,
D14/239, 371, 136, 374-377; 312/7.2; 348/836,
348/838, 180, 184, 325, 739; 341/12; 248/917-924,
248/465; 345/104, 133, 156, 168, 87, 173;
720/605, 669, 600, 655; 369/99, 197; 455/344-347
See application file for complete search history.

(56) **References Cited**

U.S. PATENT DOCUMENTS

D347,246 S * 5/1994 Wen D21/329

D399,268 S	*	10/1998	Liu	D21/333
D469,089 S	*	1/2003	Lin	D14/371
D469,093 S	*	1/2003	Lin	D14/375
D472,554 S	*	4/2003	Zuege et al.	D14/375
D474,468 S	*	5/2003	Zuege et al.	D21/515
D482,031 S	*	11/2003	Lin	D14/371
D483,759 S	*	12/2003	Sun	D14/375
D494,970 S	*	8/2004	Chen	D14/371

* cited by examiner

Primary Examiner—Raphael Barkai

(74) *Attorney, Agent, or Firm*—Bacon & Thomas, PLLC

(57) **CLAIM**

The ornamental design for a television set, as shown.

DESCRIPTION

FIG. 1 is a perspective view of a television set showing my new design;

FIG. 2 is a front elevational view thereof;

FIG. 3 is a rear elevational view thereof;

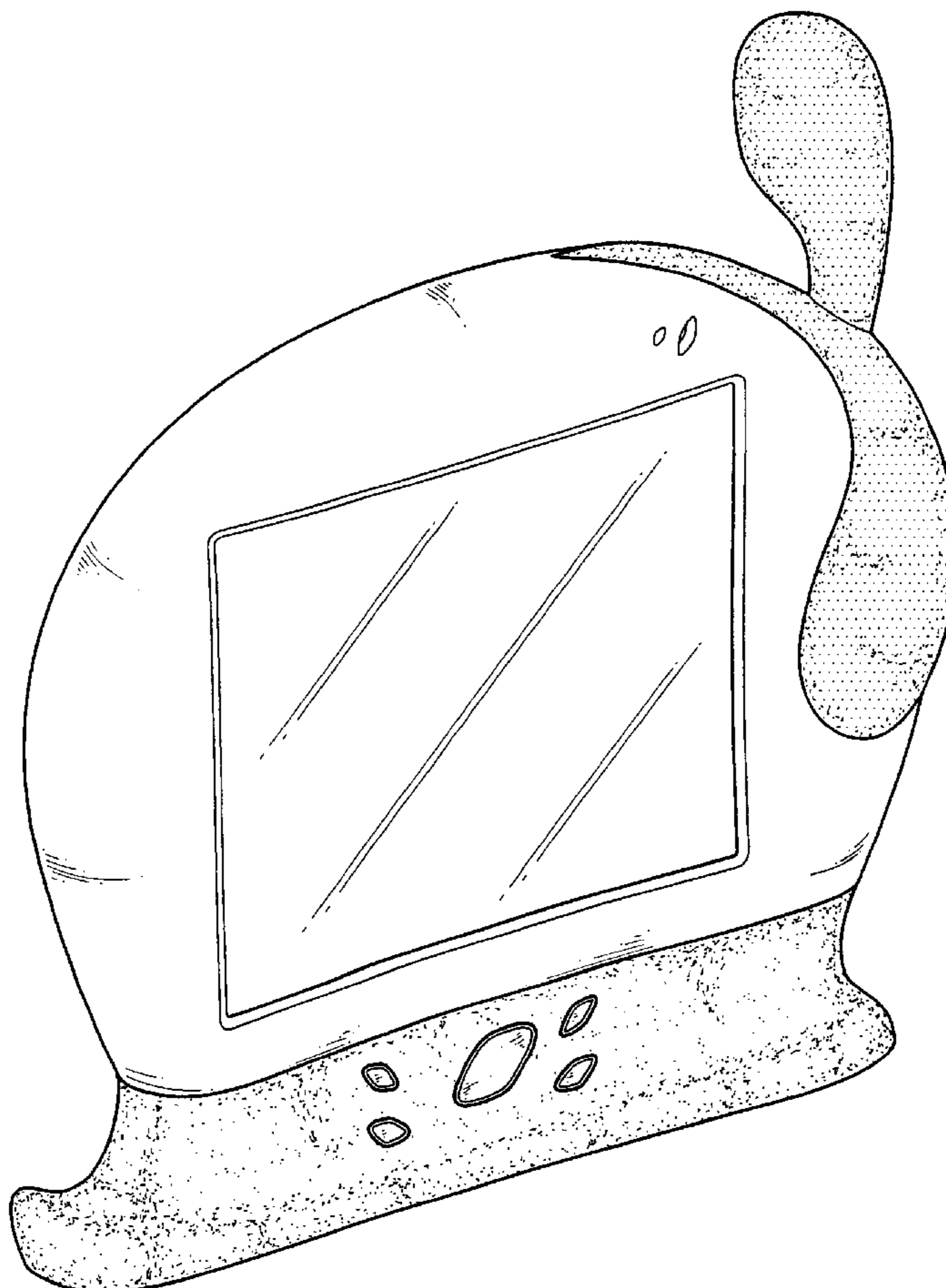
FIG. 4 is a left side elevational view thereof;

FIG. 5 is a right side elevational view thereof;

FIG. 6 is a top plan view thereof; and,

FIG. 7 is a bottom plan view thereof.

1 Claim, 5 Drawing Sheets



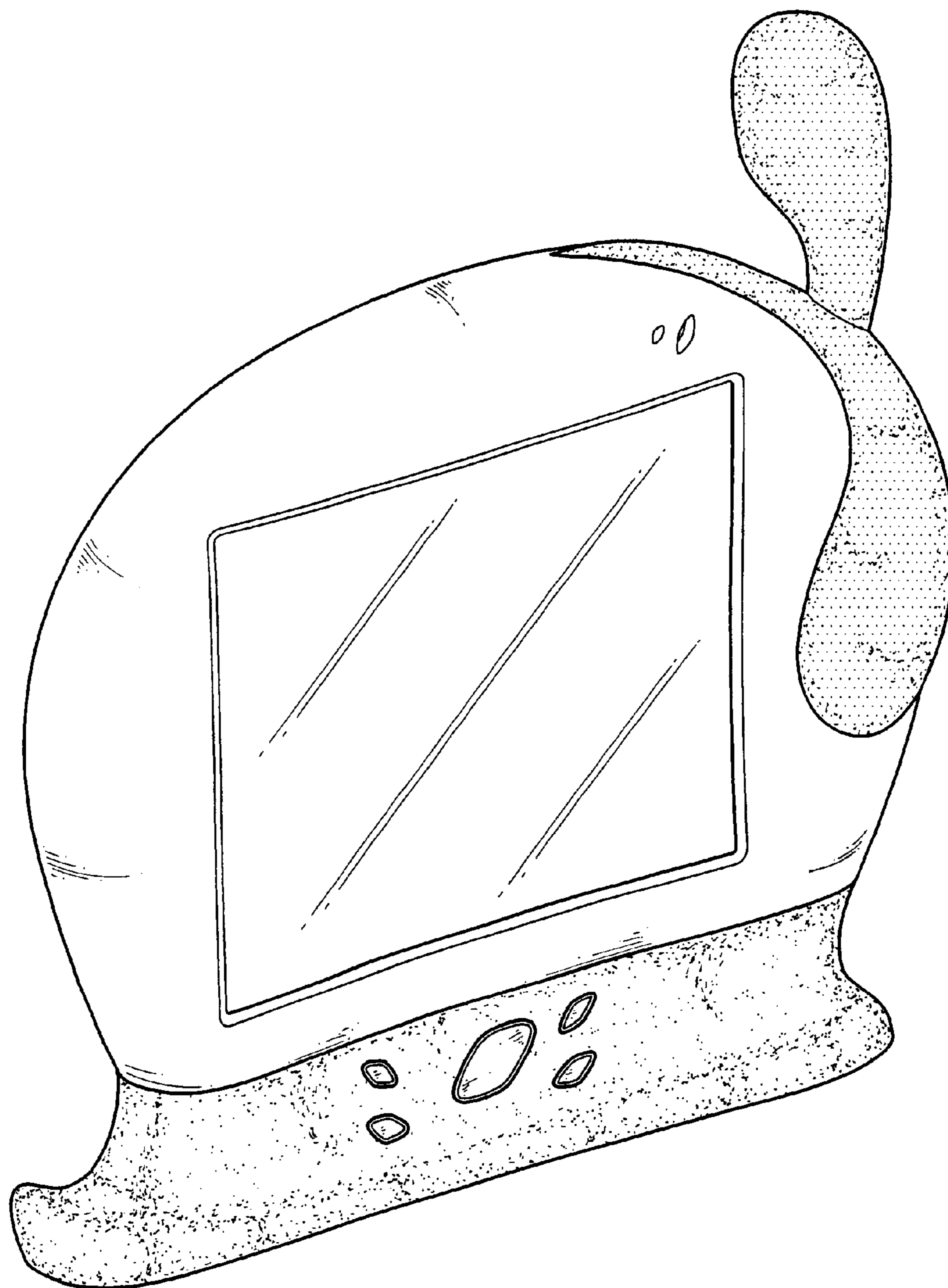


FIG. 1




FIG. 2

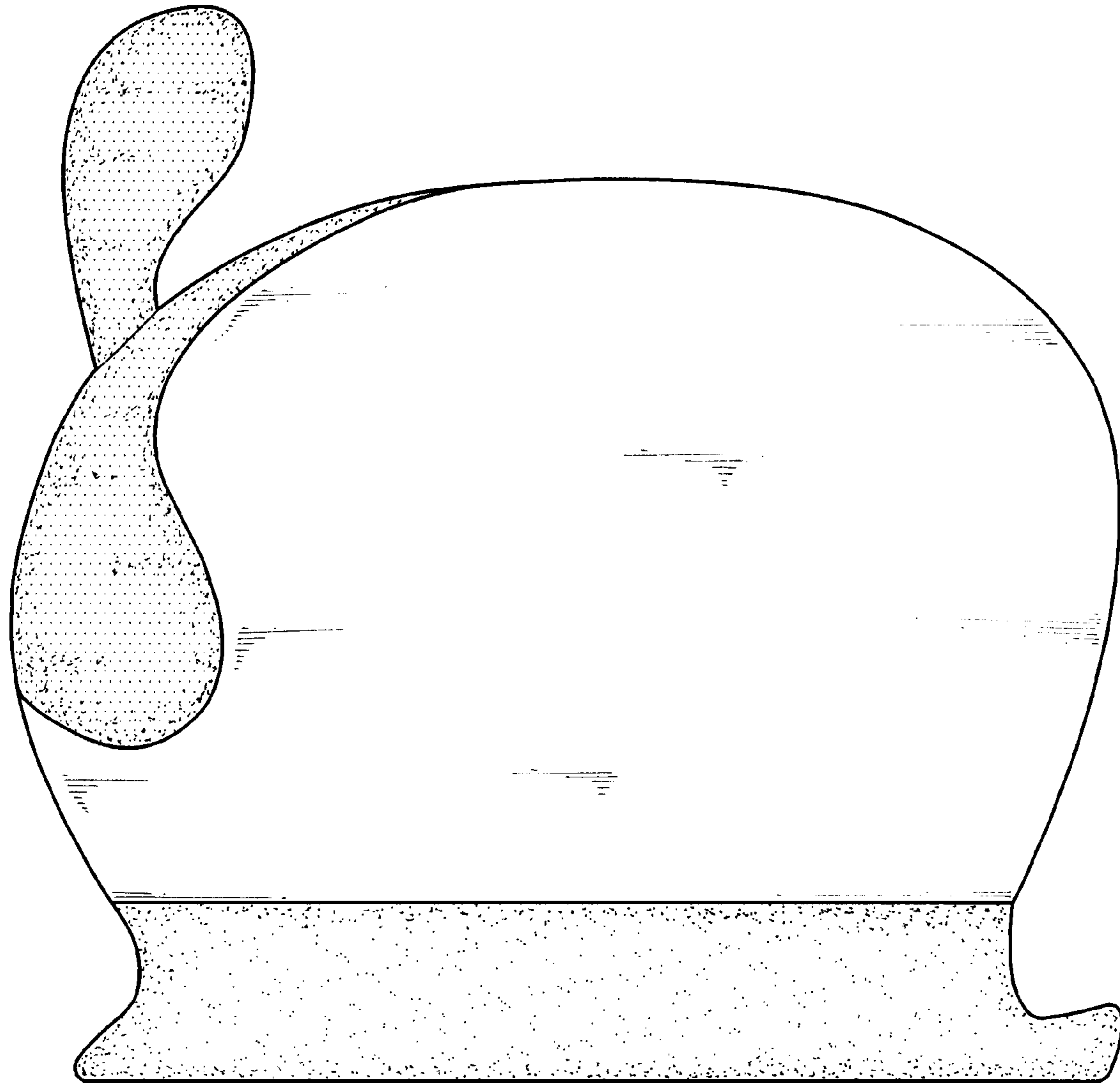


FIG. 3

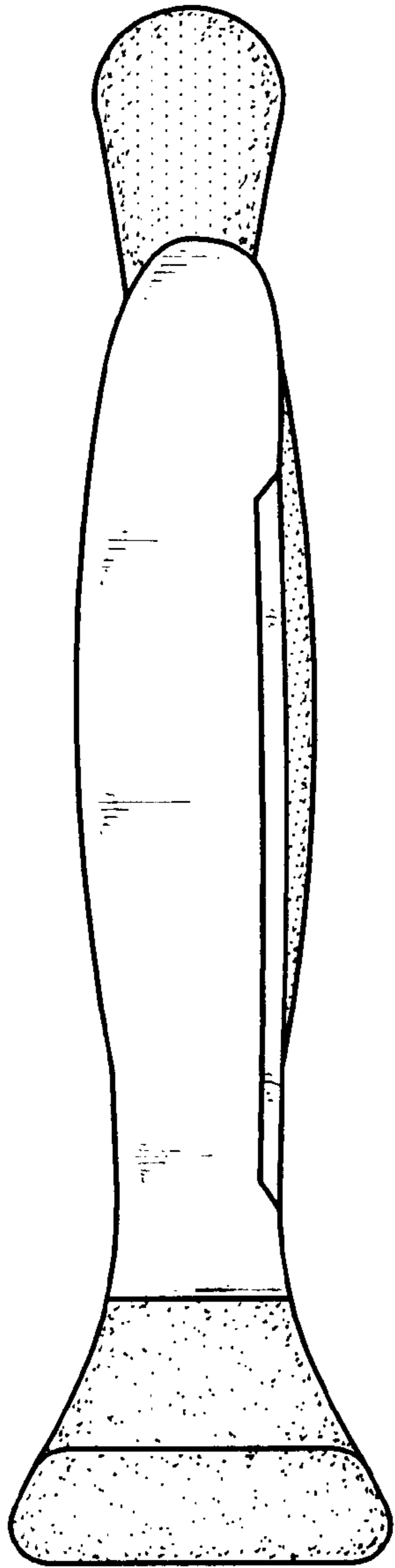


FIG. 4

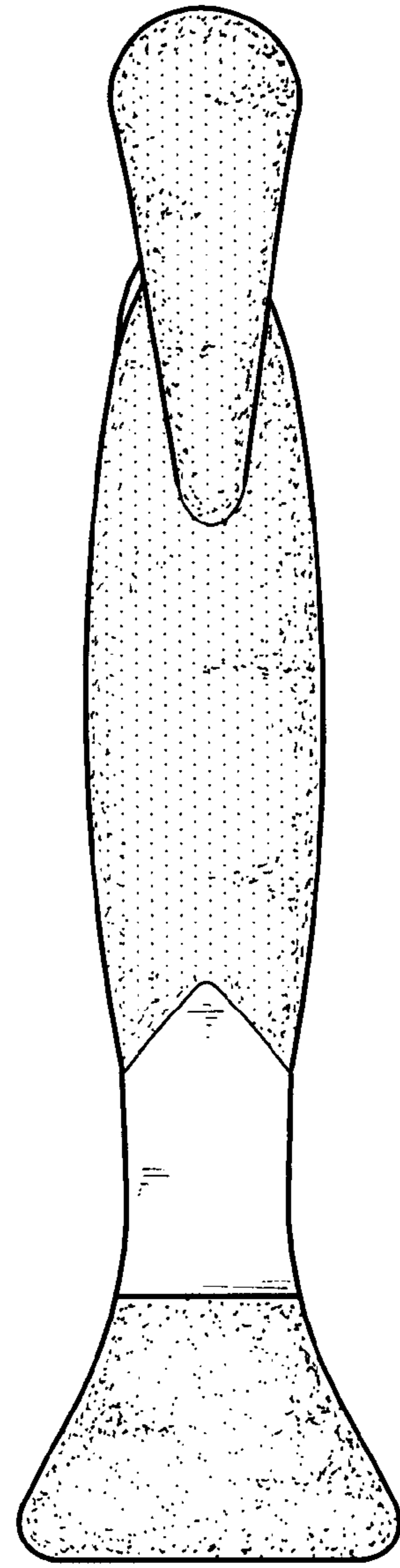


FIG. 5

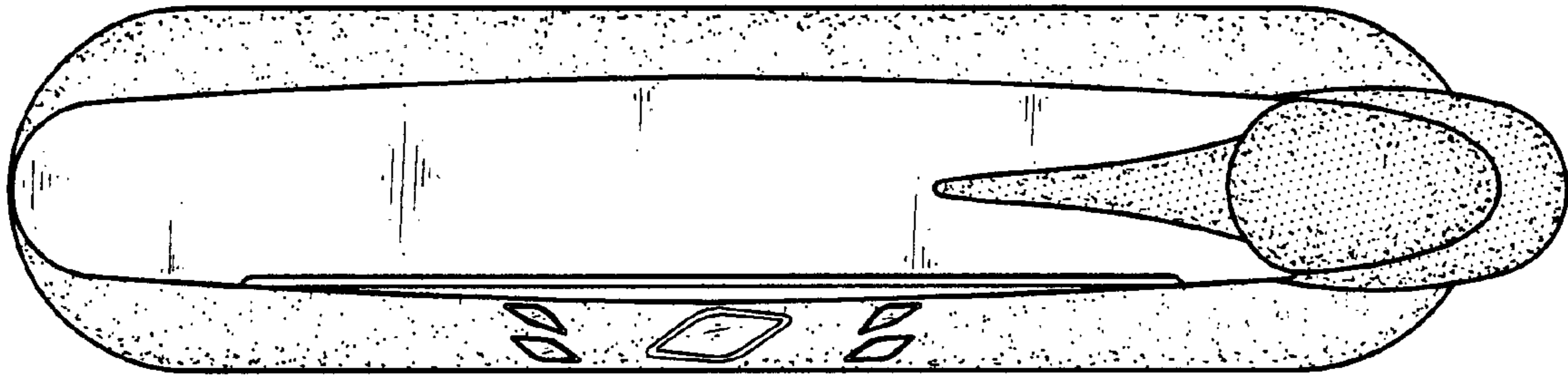


FIG. 6

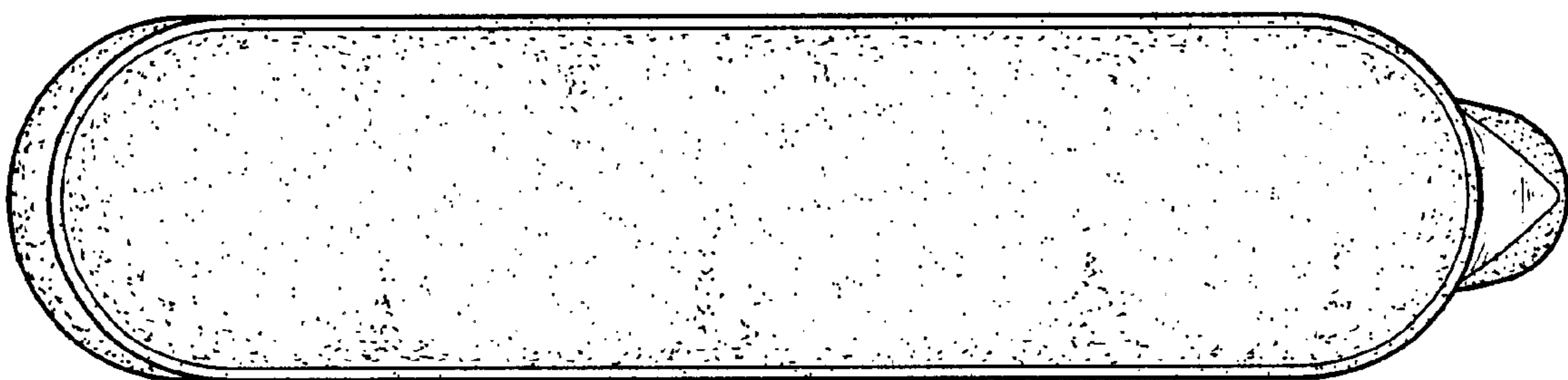


FIG. 7