

US00D523405S

(12) **United States Design Patent**  
**Honda**

(10) **Patent No.:** **US D523,405 S**  
(45) **Date of Patent:** **\*\* Jun. 20, 2006**

- (54) **TELEVISION SET**
- (75) Inventor: **Tatsuya Honda**, Yokohama (JP)
- (73) Assignee: **Kabushiki Kaisha Toshiba** (JP)
- (\*\*) Term: **14 Years**
- (21) Appl. No.: **29/198,739**
- (22) Filed: **Feb. 5, 2004**
- (30) **Foreign Application Priority Data**  
Dec. 12, 2003 (JP) ..... 2003-036937
- (51) **LOC (8) Cl.** ..... **14-03**
- (52) **U.S. Cl.** ..... **D14/126**
- (58) **Field of Classification Search** ..... D14/125-136,  
D14/239, 371, 374-346; 312/7.2; 348/836,  
348/180, 184, 325, 739; 248/917-924; 345/104,  
345/133, 156, 168, 87, 173  
See application file for complete search history.

JP	971350	1/1997
JP	1003544	2/1998
JP	1008467	4/1998
JP	1042883	7/1999
JP	1076457	6/2000
JP	1080754	7/2000
JP	1086317	9/2000
JP	1086318	9/2000
JP	1087379	10/2000
JP	1092077	11/2000
JP	1115364	7/2001
JP	1116989	7/2001
JP	1126726	11/2001
JP	1151140	8/2002
JP	1170169	4/2003
JP	1170212	4/2003

\* cited by examiner

*Primary Examiner*—Raphael Barkai  
(74) *Attorney, Agent, or Firm*—Banner & Witcoff, Ltd.

(57) **CLAIM**

The ornamental design for a television set, as shown and described.

(56) **References Cited**

U.S. PATENT DOCUMENTS

D344,933 S	3/1994	Wiseman et al.	
D411,522 S	* 6/1999	Chuo et al.	D14/375
D427,169 S	* 6/2000	Saeki et al.	D14/126
D455,133 S	4/2002	Inoue	
D457,864 S	* 5/2002	Bong et al.	D14/126
D460,426 S	7/2002	Sugiyama et al.	
D471,883 S	3/2003	Sugiyama et al.	
D472,532 S	* 4/2003	Niitsu	D14/126
D474,163 S	5/2003	Araki	
D474,452 S	* 5/2003	Kanatani	D14/126
D489,340 S	5/2004	Honda	

FOREIGN PATENT DOCUMENTS

CH 0131992 4/2002

**DESCRIPTION**

FIG. 1 is a front, top and right side perspective view of a television set, showing my new design;  
FIG. 2 is a front elevational view thereof;  
FIG. 3 is a rear elevational view thereof;  
FIG. 4 is a top plan view thereof;  
FIG. 5 is a bottom plan view thereof; and,  
FIG. 6 is a right side elevational view thereof; the opposite side being a mirror image thereof.

**1 Claim, 4 Drawing Sheets**




FIG. 1




FIG.2

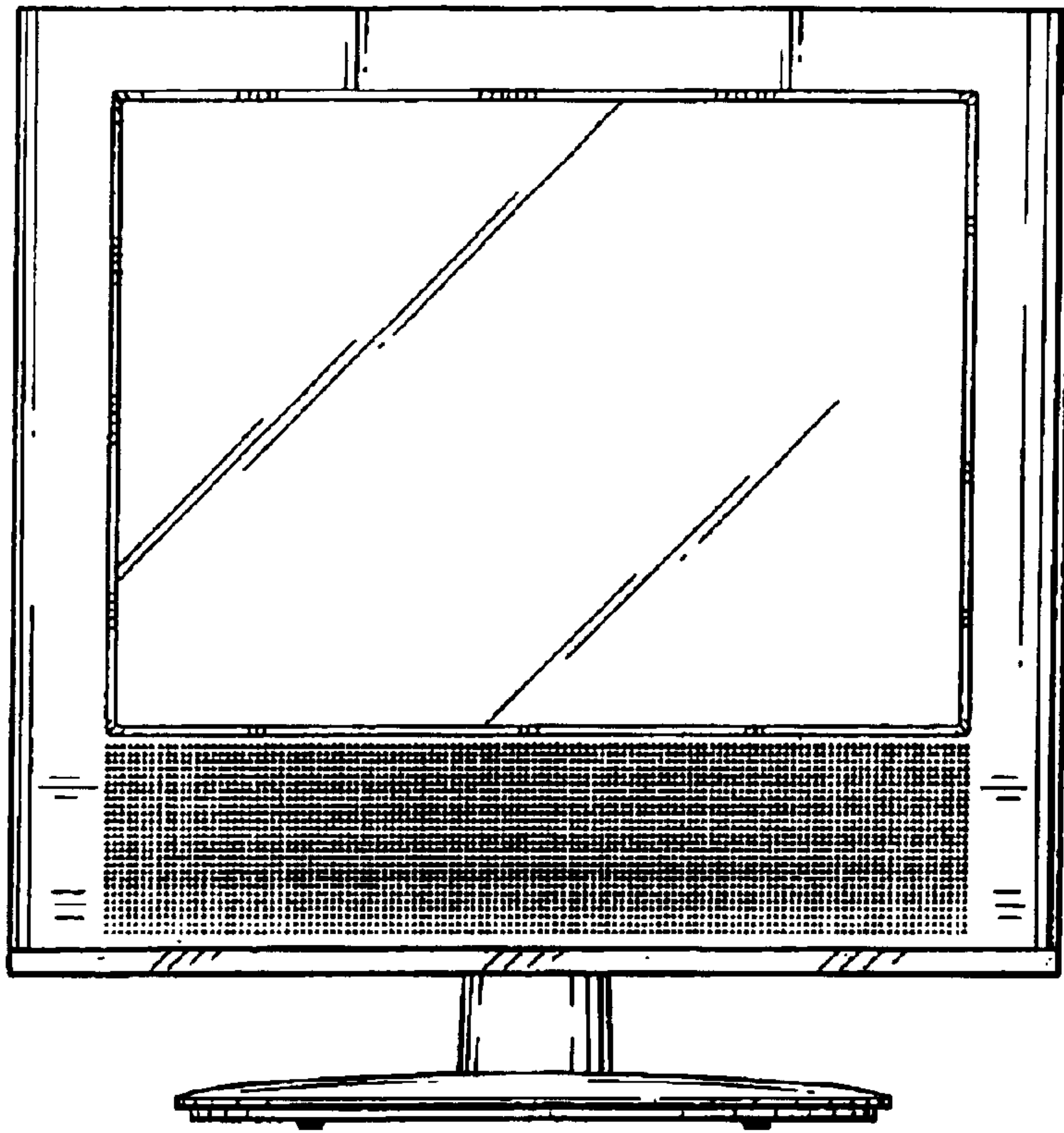


FIG.3

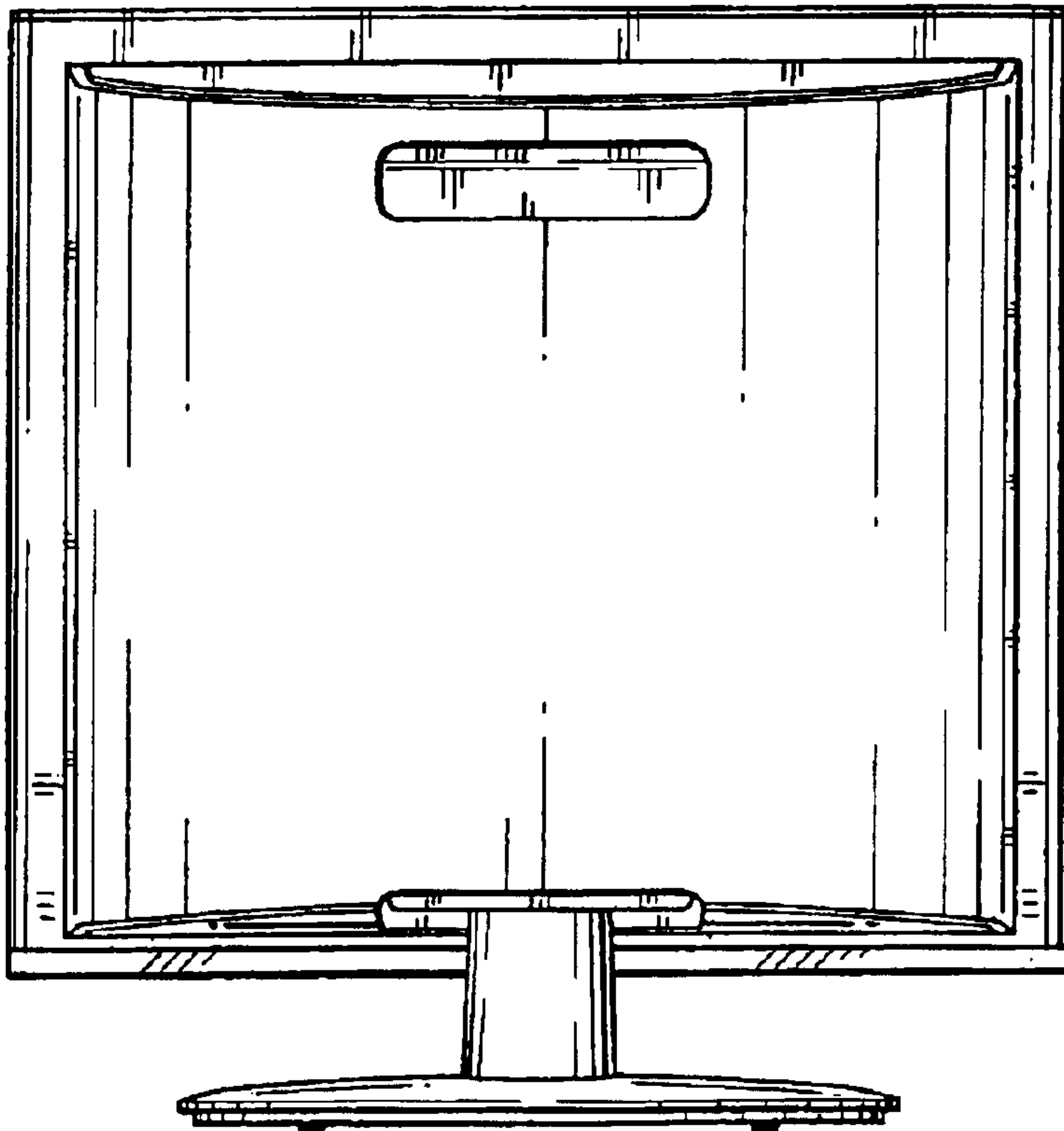


FIG. 4

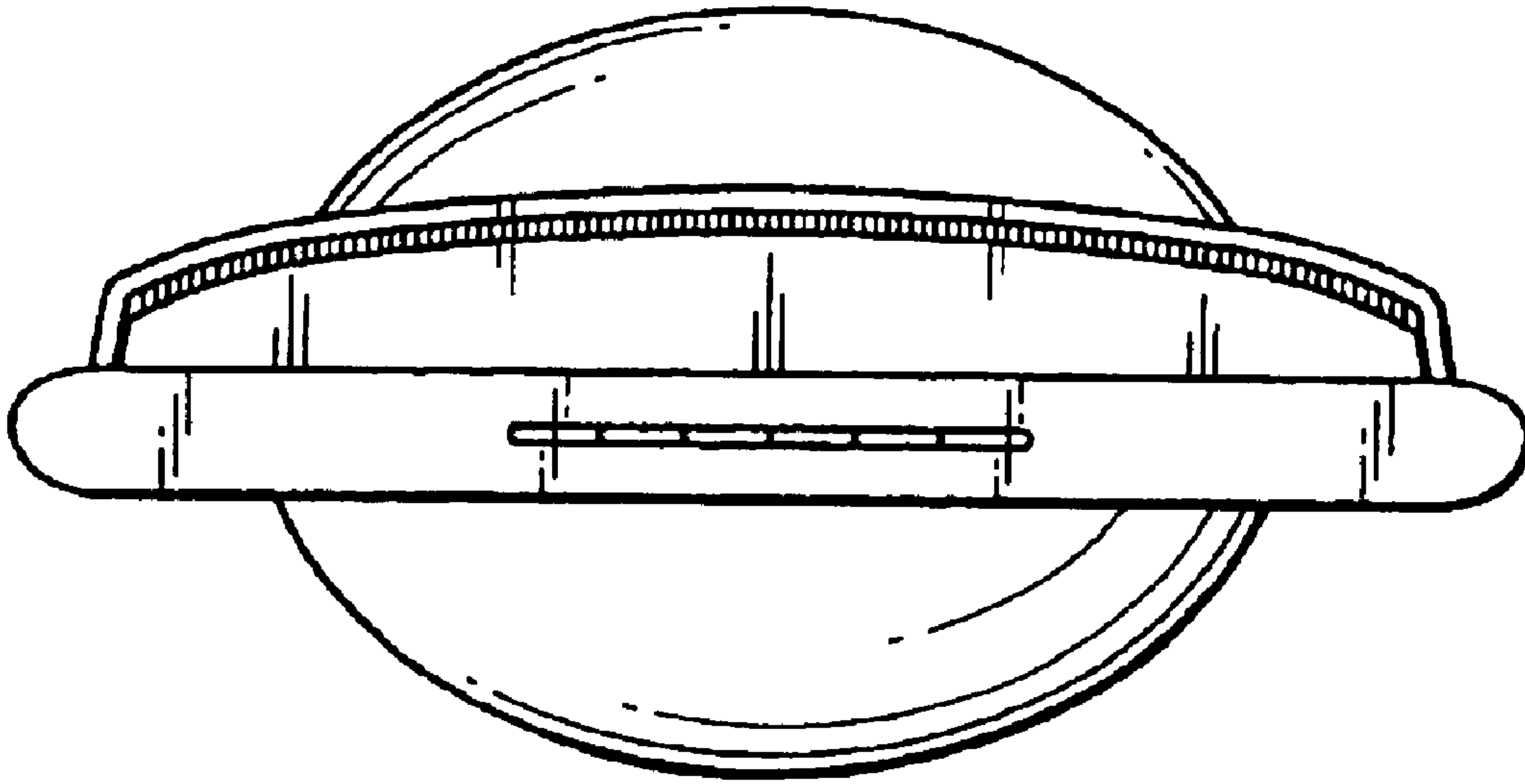
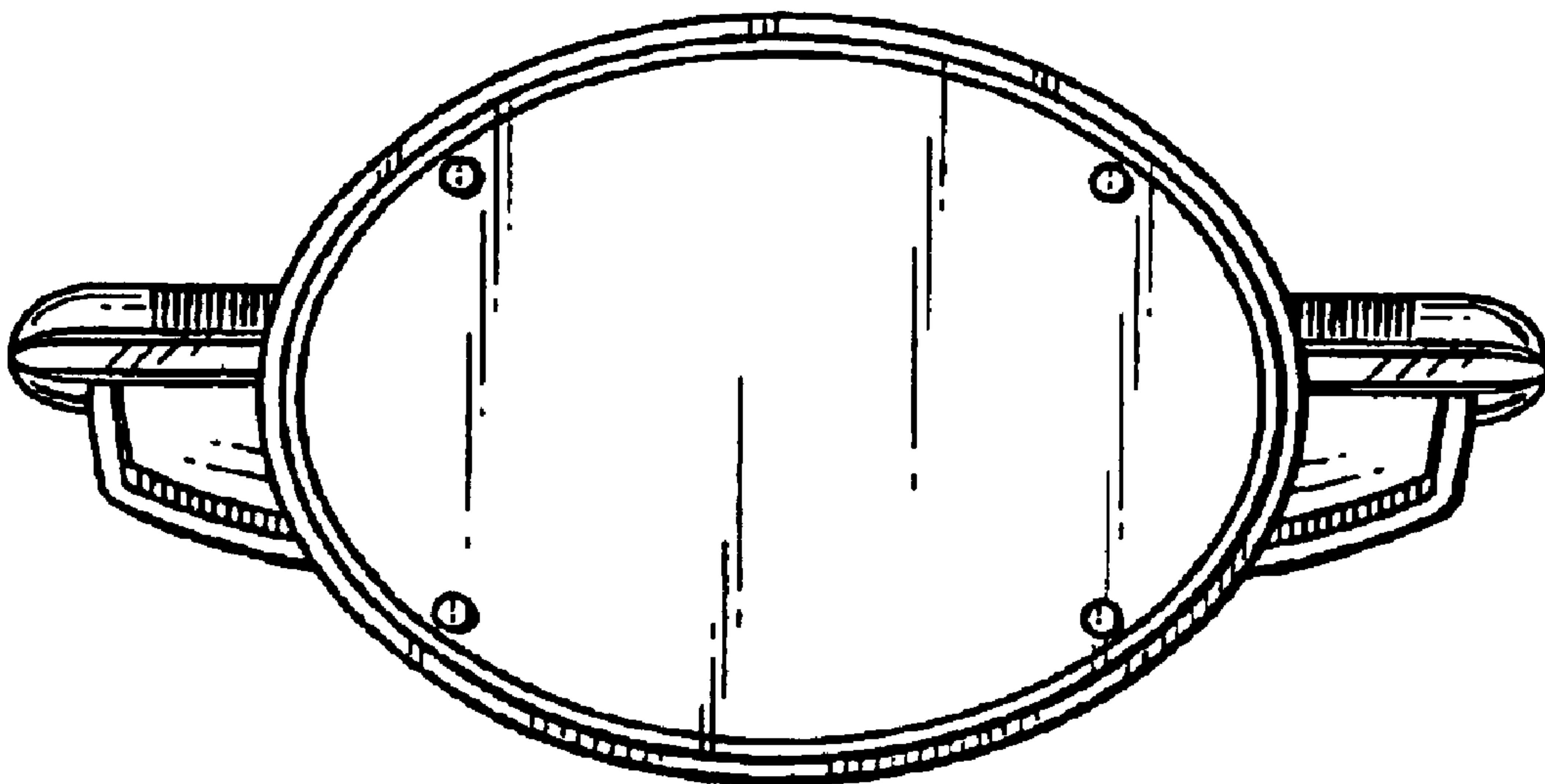


FIG. 5



# FIG. 6

