

US00D523402S

(12) **United States Design Patent**
Lombardi et al.

(10) **Patent No.: US D523,402 S**
(45) **Date of Patent: ** Jun. 20, 2006**

(54) **COMBINED TACTILE ON-OFF SWITCH AND THUMBWHEEL DIMMER SWITCH**

(75) Inventors: **Alfred J. Lombardi**, Syosset, NY (US); **Yun Wu**, Bayside, NY (US); **Jenkin P. Hua**, Plainsboro, NJ (US)

(73) Assignee: **Leviton Manufacturing Co., Inc.**, Little Neck, NY (US)

(**) Term: **14 Years**

(21) Appl. No.: **29/219,753**

(22) Filed: **Dec. 20, 2004**

(51) **LOC (8) Cl.** **13-03**

(52) **U.S. Cl.** **D13/171**

(58) **Field of Classification Search** D13/169, D13/171, 170, 174; 174/57, 66; 200/6 R, 200/437, 457, 525, 553, 218, 277.2, 296, 200/297, 295, 302.3, 303, 310, 315, 329, 200/330, 331, 332.1, 333, 335; 307/141, 307/157

See application file for complete search history.

(56) **References Cited**

U.S. PATENT DOCUMENTS

2,740,873 A * 4/1956 Cronk 200/295
D268,564 S * 4/1983 Mack D8/353

4,489,297 A * 12/1984 Haydon et al. 335/207
4,567,375 A * 1/1986 Jimerson et al. 307/98
4,669,804 A * 6/1987 Munroe 439/398
4,924,349 A * 5/1990 Buehler et al. 361/643
D335,283 S * 5/1993 Justiniano et al. D13/171
D336,894 S * 6/1993 Zaretsky et al. D13/171
5,338,910 A * 8/1994 Tsai 200/547
5,637,930 A * 6/1997 Rowen et al. 307/112

* cited by examiner

Primary Examiner—Stella Reid
Assistant Examiner—Selina Sikder

(74) *Attorney, Agent, or Firm*—Paul J. Sutton

(57) **CLAIM**

The ornamental design for a combined tactile on-off switch and thumbwheel dimmer switch, as shown and described.

DESCRIPTION

FIG. 1 is a perspective view of a combined tactile on-off switch and thumbwheel dimmer switch showing our new design, the broken line showing of the switch being for illustrative purposes only;

FIG. 2 is a front elevation view thereof;

FIG. 3 is a left side elevation view thereof, the right side being a mirror image;

FIG. 4 is a top plan view thereof; and,

FIG. 5 is a rear elevation thereof.

1 Claim, 2 Drawing Sheets

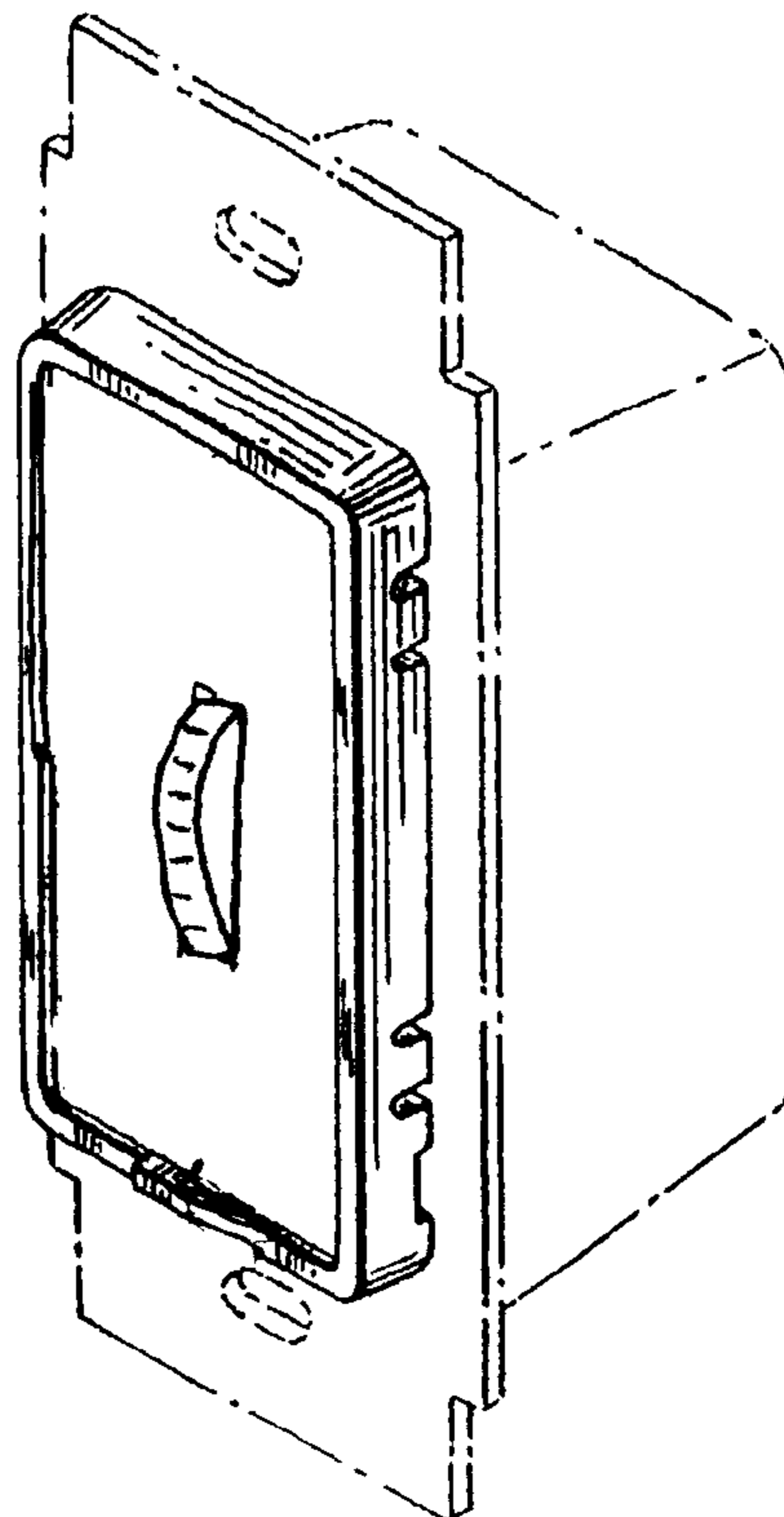


FIG. 1

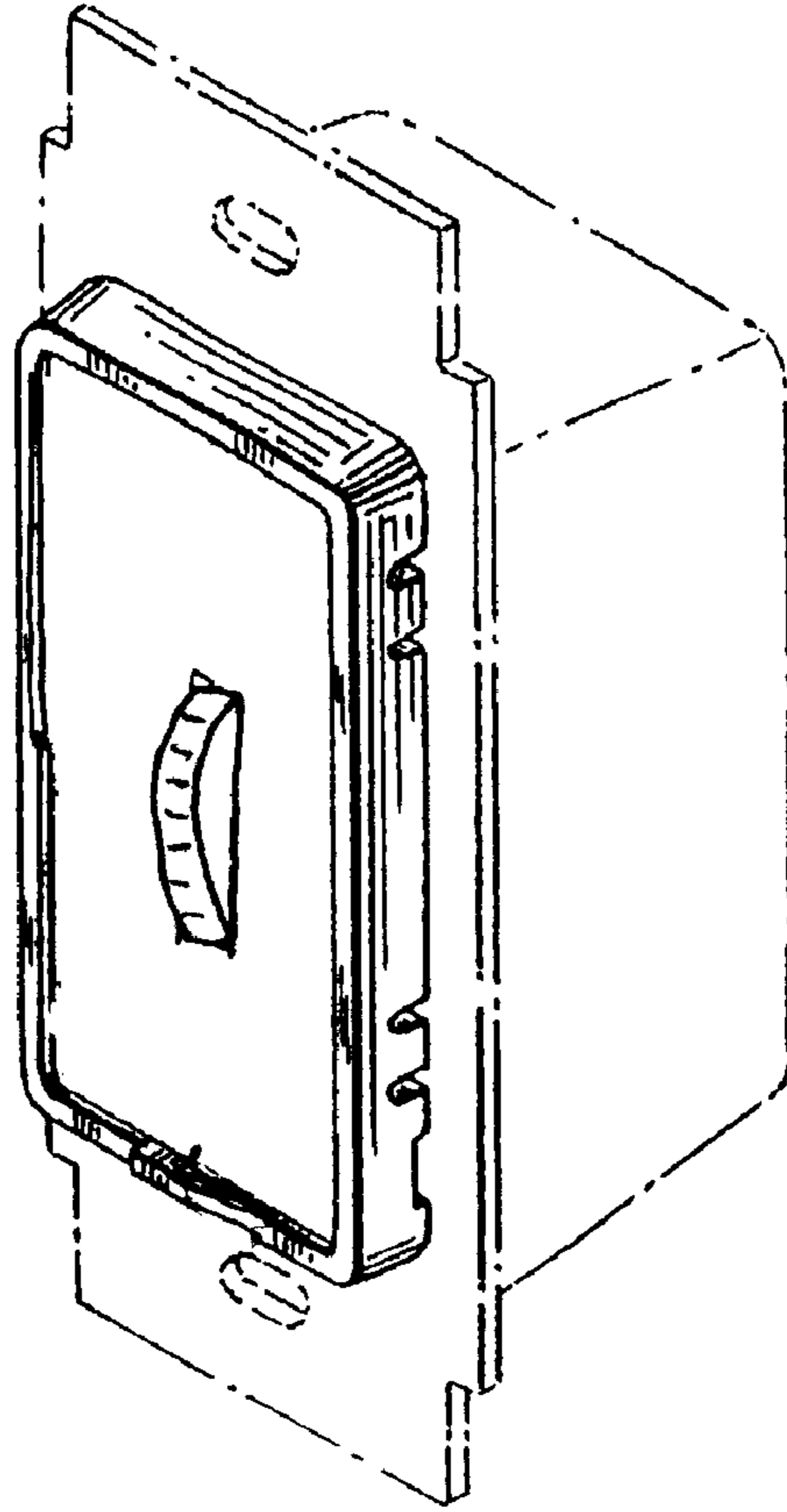


FIG. 2

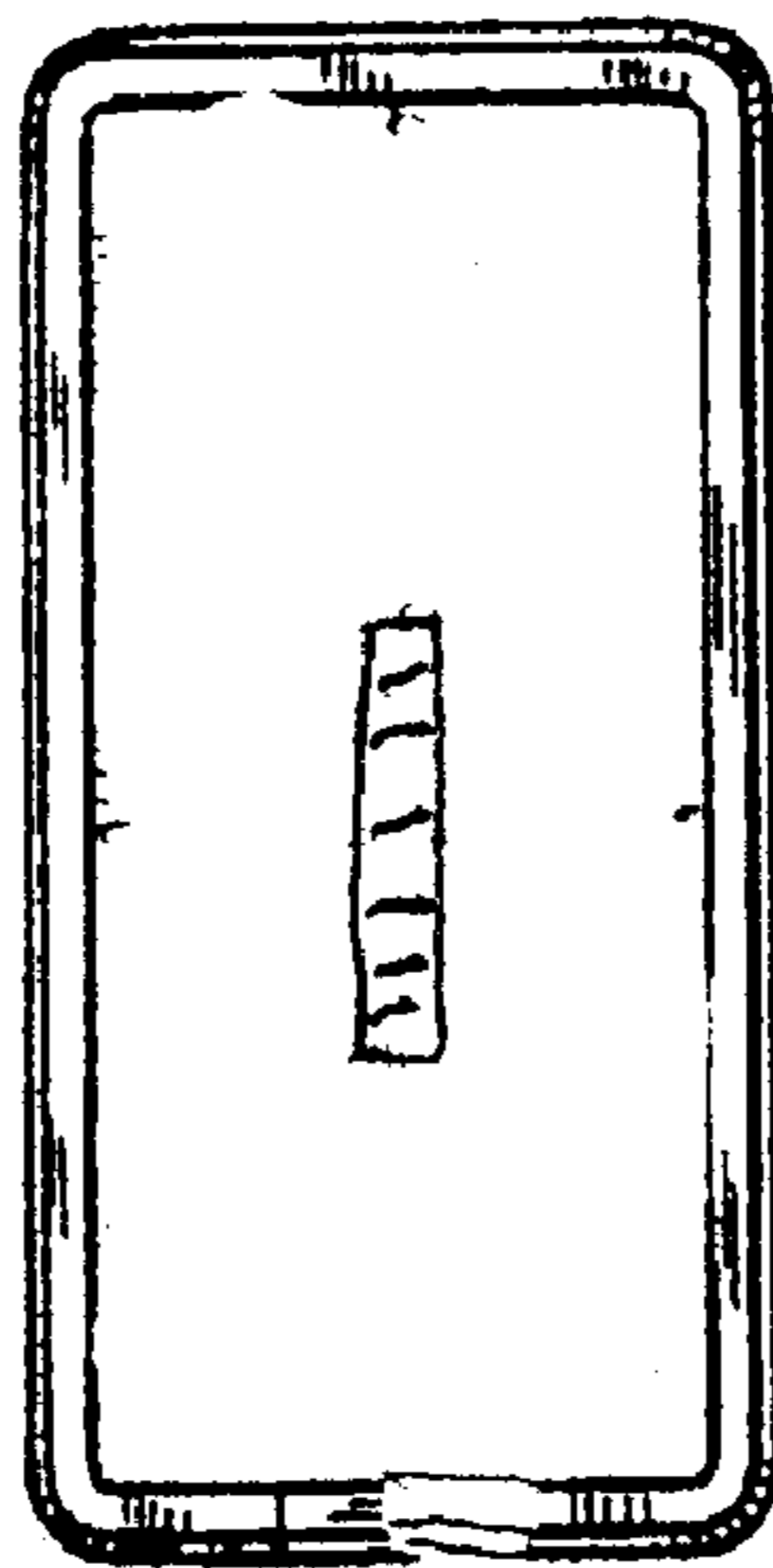


FIG. 4




FIG. 3




FIG. 5

UNITED STATES PATENT AND TRADEMARK OFFICE
CERTIFICATE OF CORRECTION

PATENT NO. : Des. 523,402 S
APPLICATION NO. : 29/219753
DATED : June 20, 2006
INVENTOR(S) : Lombardi et al.

Page 1 of 4

It is certified that error appears in the above-identified patent and that said Letters Patent is hereby corrected as shown below:

The title page showing the illustrative figure should be deleted and substitute with the attached title page.

The drawing sheet, consisting of Fig. 1 - 5, should be deleted and replaced with drawing sheet, consisting of Fig. 1 - 5, as shown on the attached page.

Signed and Sealed this

First Day of January, 2008

A handwritten signature in black ink that reads "Jon W. Dudas". The signature is written in a cursive style with a large, looped initial "J".

JON W. DUDAS

Director of the United States Patent and Trademark Office

(12) **United States Design Patent** (10) Patent No.: **US D523,402 S**
Lombardi et al. (43) Date of Patent: **** Jun. 20, 2006**

(54) **COMBINED TACTILE ON-OFF SWITCH AND THUMBWHEEL DIMMER SWITCH**

(75) Inventors: **Alfred J. Lombardi, Syosset, NY (US); Yim Wu, Bozside, NY (US); Jenkin R. Hua, Plainsboro, NJ (US)**

(73) Assignee: **Leviton Manufacturing Co., Inc., Little Neck, NY (US)**

(**) Term: **14 Years**

(21) Appl. No.: **29/219,753**

(22) Filed: **Dec. 20, 2004**

(51) LOC (8) CI. **13-03**

(52) U.S. CI. **D13/171**

(58) Field of Classification Search **D13/169, D13/171, 170, 174; 174/57, 66, 200/6 R, 200/437, 457, 525, 553, 218, 277.2, 296, 200/257, 295, 302.3, 303, 310, 315, 329, 200/330, 331, 332.1, 333, 335; 307/141, 307/157**

See application file for complete search history.

(56) **References Cited**

U.S. PATENT DOCUMENTS

2,740,871 A * 4/1956 Crook 200/295
 D258,564 S * 4/1983 Mack D8/353

4,480,297 A * 12/1984 Haydon et al. 335/207
 4,567,375 A * 1/1985 Jimerson et al. 387/98
 4,669,804 A * 6/1987 Munroe 439/398
 4,924,349 A * 5/1990 Buehler et al. 361/643
 D335,263 S * 5/1993 Justiniano et al. D13/171
 D336,894 S * 6/1993 Zaretsky et al. D13/171
 5,338,910 A * 8/1994 Tsai 200/547
 5,637,930 A * 6/1997 Rowen et al. 307/112

* cited by examiner

Primary Examiner--**Stelja Reid**

Assistant Examiner--**Selina Sikder**

(74) Attorney, Agent, or Firm--**Paul J. Sutton**

(57) **CLAIM**

The ornamental design for a combined tactile on-off switch and thumbwheel dimmer switch, as shown and described.

DESCRIPTION

FIG. 1 is a perspective view of a combined tactile on-off switch and thumbwheel dimmer switch showing our new design, the broken line showing of the switch being for illustrative purposes only;

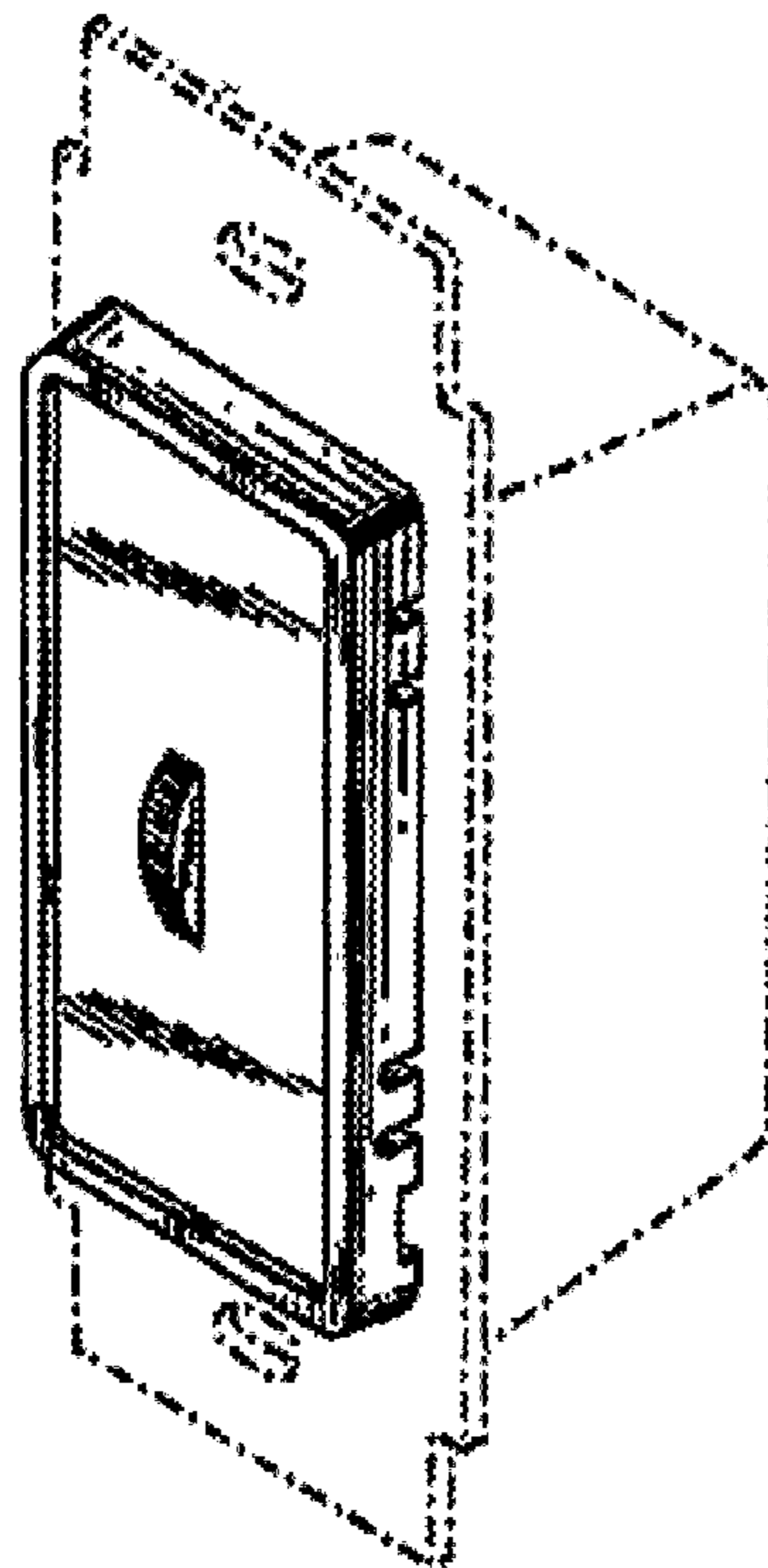
FIG. 2 is a front elevation view thereof;

FIG. 3 is a left side elevation view thereof, the right side being a mirror image;

FIG. 4 is a top plan view thereof; and,

FIG. 5 is a rear elevation thereof.

1 Claim, 2 Drawing Sheets



U.S. Patent

Jun. 20, 2006 Sheet 1 of 2

D523,402 S

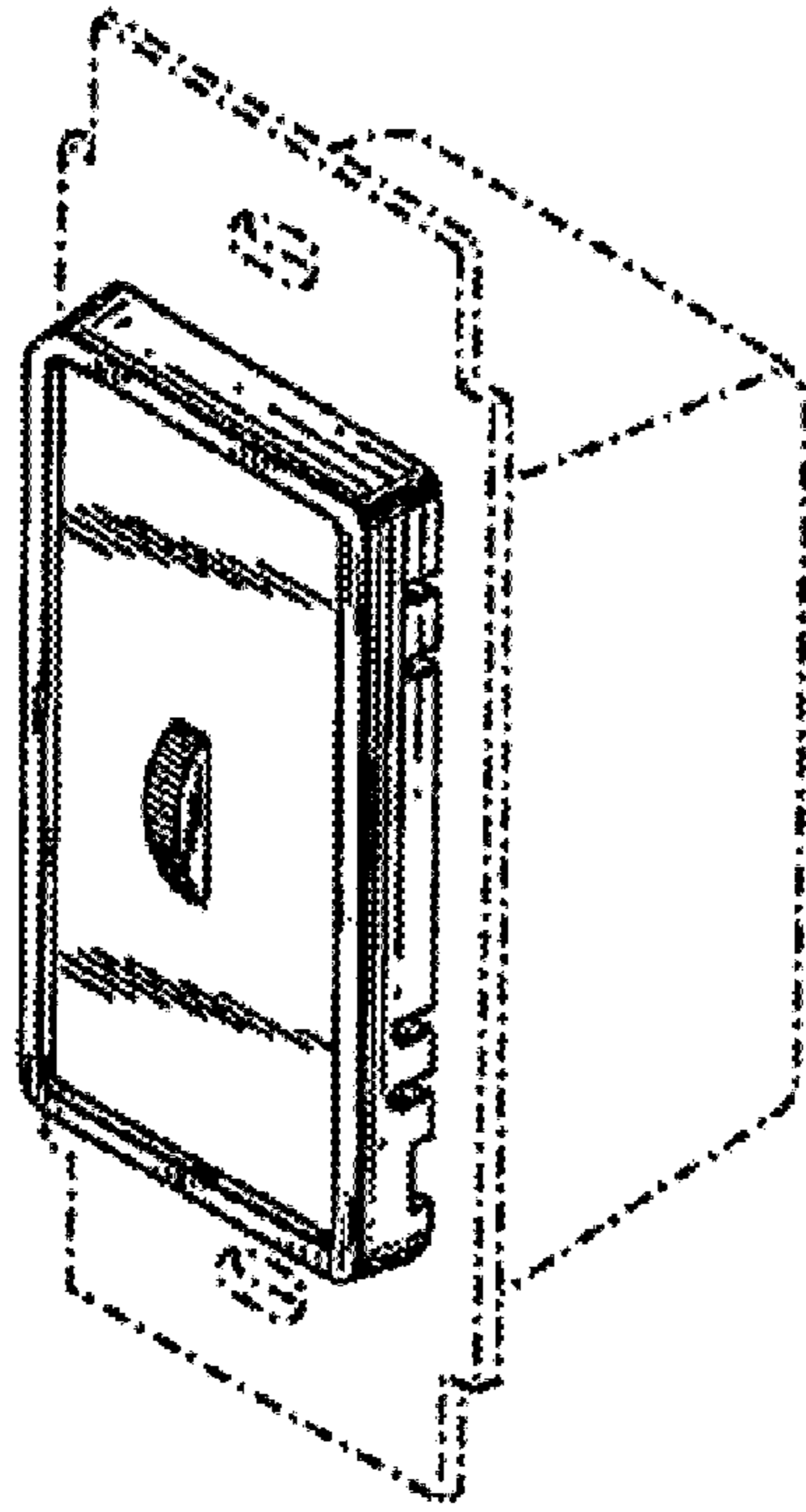


FIG. 1




FIG. 2

U.S. Patent

Jun. 20, 2006 Sheet 2 of 2

D523,402 S



FIG. 3



FIG. 4

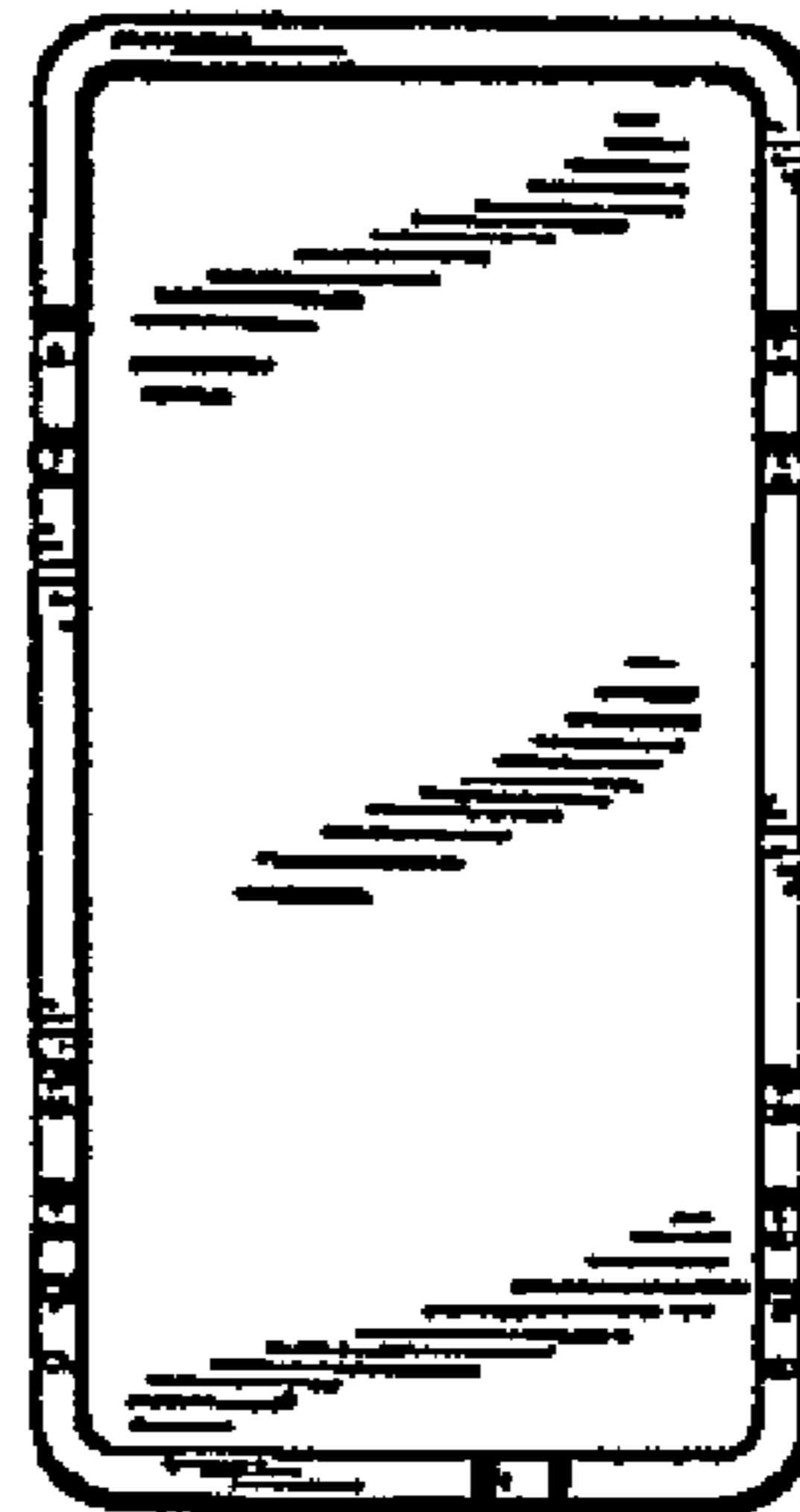


FIG. 5

UNITED STATES PATENT AND TRADEMARK OFFICE
CERTIFICATE OF CORRECTION

PATENT NO. : Des. 523,402 S
APPLICATION NO. : 29/219753
DATED : June 20, 2006
INVENTOR(S) : Lombardi

Page 1 of 1

It is certified that error appears in the above-identified patent and that said Letters Patent is hereby corrected as shown below:

(Notice);

On the Title page of the patent, in the section label TERM, add the following:

-- This patent is subject to terminal disclaimers. --

Signed and Sealed this

Twenty-fourth Day of June, 2008

A handwritten signature in black ink that reads "Jon W. Dudas". The signature is written in a cursive style with a large, looped initial "J".

JON W. DUDAS

Director of the United States Patent and Trademark Office