



US00D523395S

(12) **United States Design Patent**
Krieger et al.

(10) **Patent No.:** **US D523,395 S**

(45) **Date of Patent:** **** Jun. 20, 2006**

- (54) **JUMP STARTER**
- (75) Inventors: **Michael Krieger**, Miami Beach, FL (US); **Kevin Ellsworth**, Hollywood, FL (US)
- (73) Assignee: **Vector Products, Inc.**, Ft. Lauderdale, FL (US)
- (**) Term: **14 Years**
- (21) Appl. No.: **29/240,870**
- (22) Filed: **Oct. 20, 2005**

- D469,739 S 2/2003 Dayan D13/107
- D474,151 S 5/2003 James et al. D13/119
- D479,194 S 9/2003 Casarella D13/107
- D480,357 S 10/2003 Miao D13/107
- D482,324 S 11/2003 James et al. D13/107
- D482,326 S 11/2003 Stekelenburg D13/137.4
- D484,852 S 1/2004 James et al. D13/107
- D493,137 S 7/2004 Casarella D13/107
- D493,418 S 7/2004 Krieger et al. D13/107
- D493,419 S 7/2004 Krieger et al. D13/107
- D493,420 S 7/2004 Krieger et al. D13/107
- D493,770 S * 8/2004 Krieger et al. D13/107
- D494,925 S * 8/2004 Krieger et al. D13/107
- D503,377 S * 3/2005 Krieger et al. D13/107
- D503,378 S * 3/2005 Hussaini et al. D13/107
- D504,396 S * 4/2005 Hussaini et al. D13/107
- D504,660 S 5/2005 Krieger et al. D13/107
- D504,661 S * 5/2005 Krieger et al. D13/107
- D505,388 S * 5/2005 Krieger et al. D13/107

Related U.S. Application Data

- (60) Continuation of application No. 29/228,334, filed on Apr. 22, 2005, which is a division of application No. 29/196,694, filed on Jan. 5, 2004, now Pat. No. Des. 507,524.
- (51) **LOC (8) Cl.** **13-02**
- (52) **U.S. Cl.** **D13/107**
- (58) **Field of Classification Search** D13/106–110, D13/118, 184; D14/251–253; 320/103–105, 320/107–115
See application file for complete search history.

(Continued)

Primary Examiner—Alan P. Douglas
Assistant Examiner—Rosemary K. Tarcza
 (74) *Attorney, Agent, or Firm*—Venable LLP; Robert Kinberg; Manni Li

(57) **CLAIM**

The ornamental design for a jump starter, as shown and described.

(56) **References Cited**

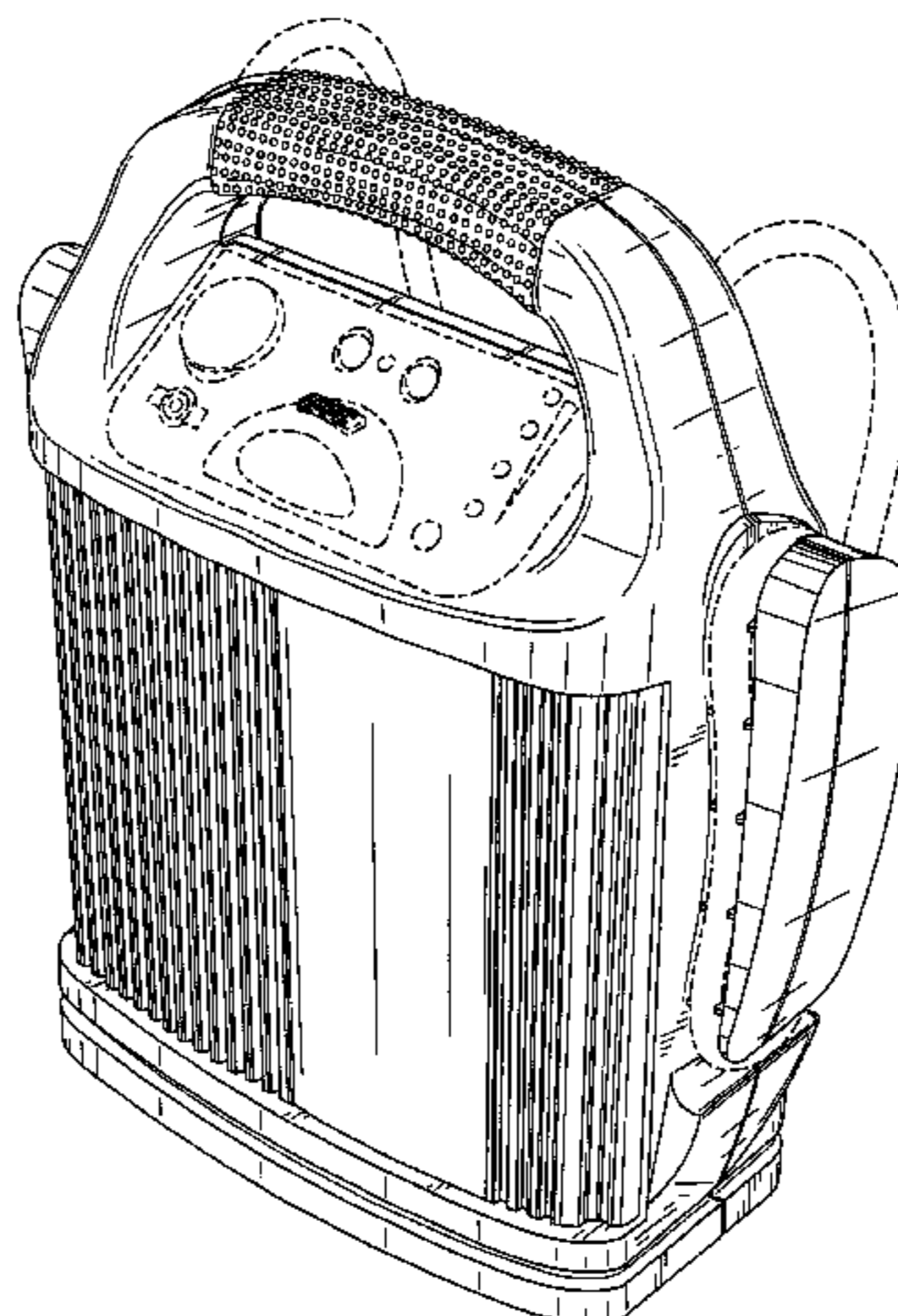
U.S. PATENT DOCUMENTS

- D334,560 S 4/1993 Wilson D13/106
- D374,859 S 10/1996 Guay et al. D13/110
- D403,661 S 1/1999 Mariani D13/106
- 5,982,138 A 11/1999 Krieger 320/105
- D417,429 S * 12/1999 Brezovar et al. D13/107
- D423,451 S 4/2000 Heckenast et al. D13/110
- D429,482 S * 8/2000 Hussaini et al. D13/107
- D432,985 S 10/2000 Wan D13/107
- D444,125 S 6/2001 Shy D13/110
- RE37,482 E 12/2001 Guay et al. D13/110
- D452,474 S 12/2001 Casarella D13/107
- D464,619 S 10/2002 Krieger et al. D13/110
- D464,935 S 10/2002 Krieger et al. D13/110
- D466,077 S 11/2002 Wang D13/110
- D466,475 S 12/2002 Super et al. D13/107
- D466,862 S 12/2002 Casarella D13/107

DESCRIPTION

FIG. 1 is a perspective view from the front-top-right side of the jump starter showing our new design;
 FIG. 2 is a front view of the design shown in FIG. 1;
 FIG. 3 is a rear view of the design shown in FIG. 1;
 FIG. 4 is a left side view of the design shown in FIG. 1;
 FIG. 5 is a right side view of the design shown in FIG. 1;
 FIG. 6 is a top view of the design shown in FIG. 1; and,
 FIG. 7 is a bottom view of the design shown in FIG. 1.
 The broken lines immediately adjacent the shaded areas represent the bounds of the claimed design while all other broken lines are for illustrative purposes only; the broken lines form no part of the claimed design.

1 Claim, 7 Drawing Sheets



US D523,395 S

Page 2

U.S. PATENT DOCUMENTS

D505,914 S	*	6/2005	Krieger et al.	D13/107	D508,675 S	*	8/2005	Krieger et al.	D13/107
D506,181 S	*	6/2005	Krieger et al.	D13/107	D510,723 S		10/2005	Krieger et al.	D13/107
D506,973 S		7/2005	Krieger et al.	D13/107	D511,135 S		11/2005	Krieger et al.	D13/107
D507,524 S	*	7/2005	Krieger et al.	D13/107					

* cited by examiner




FIG. 1

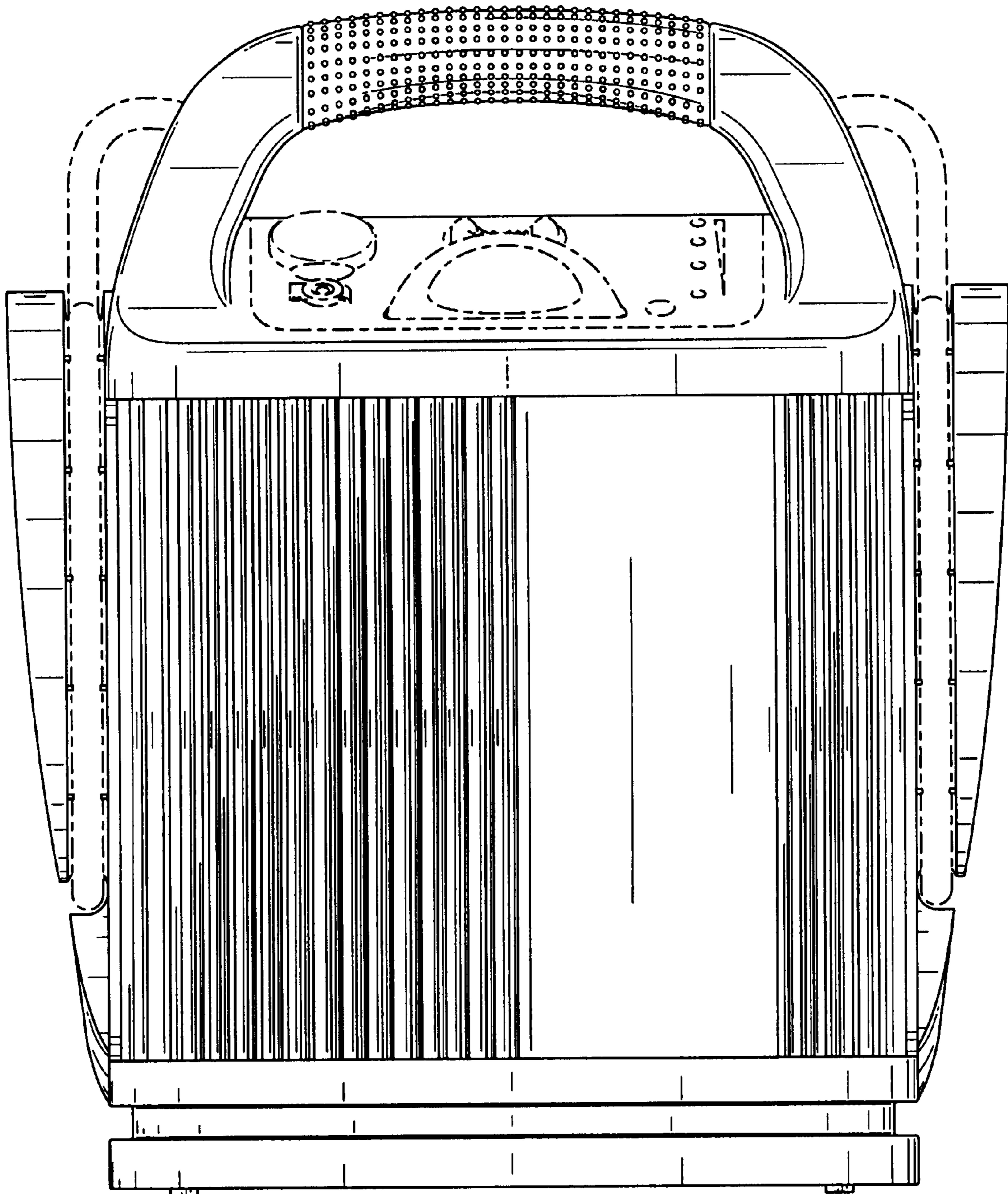


FIG. 2

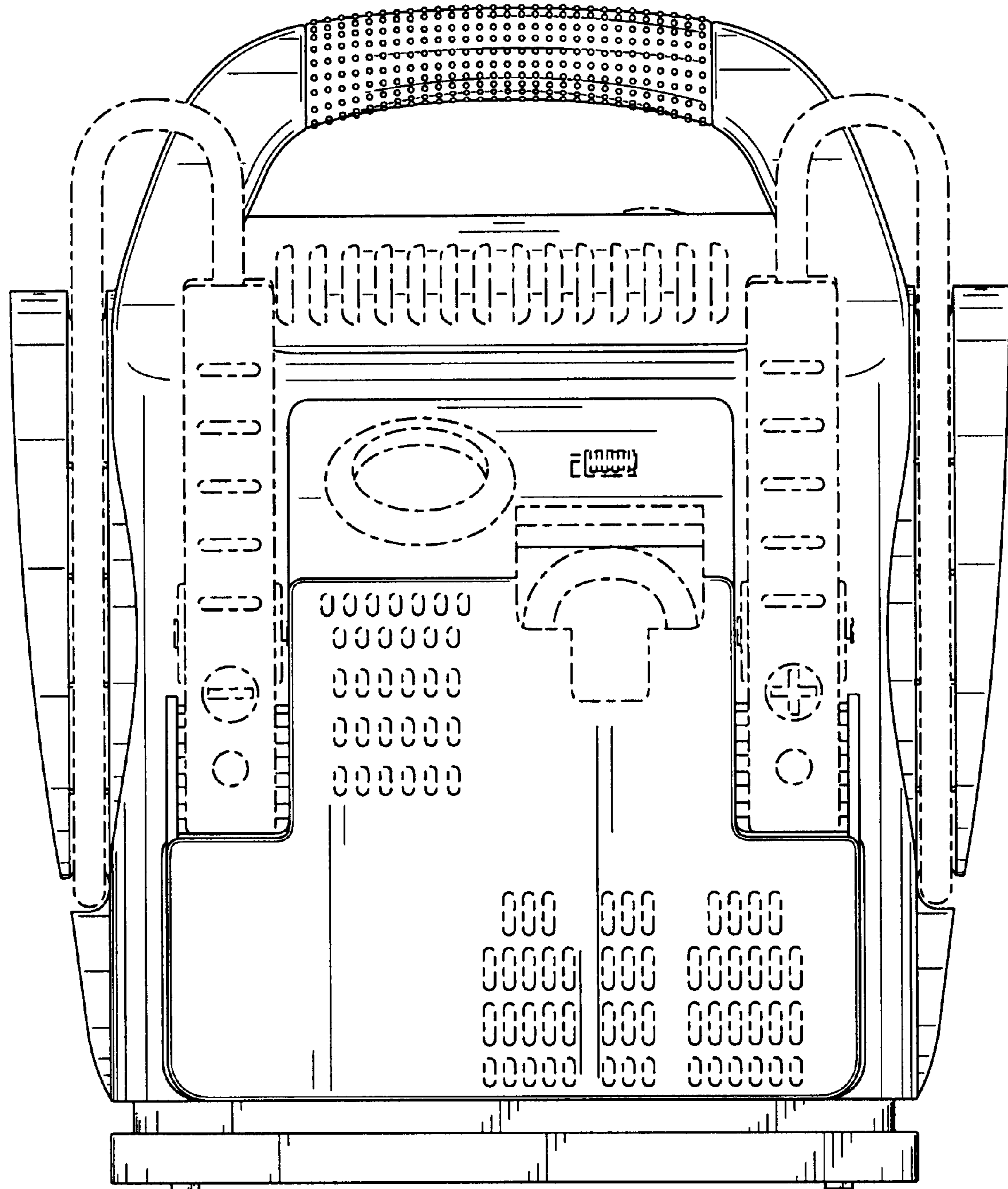


FIG. 3

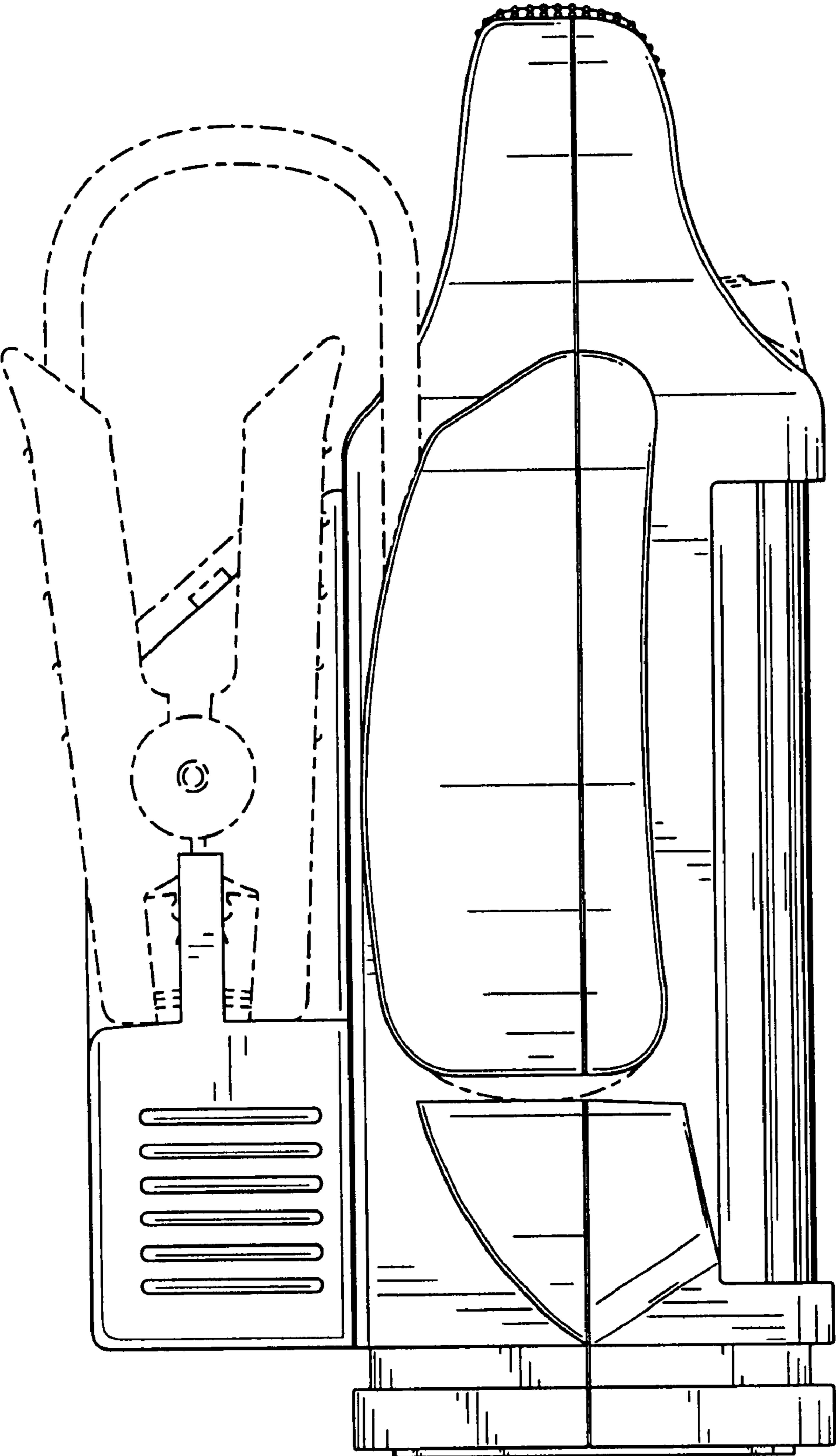


FIG. 4

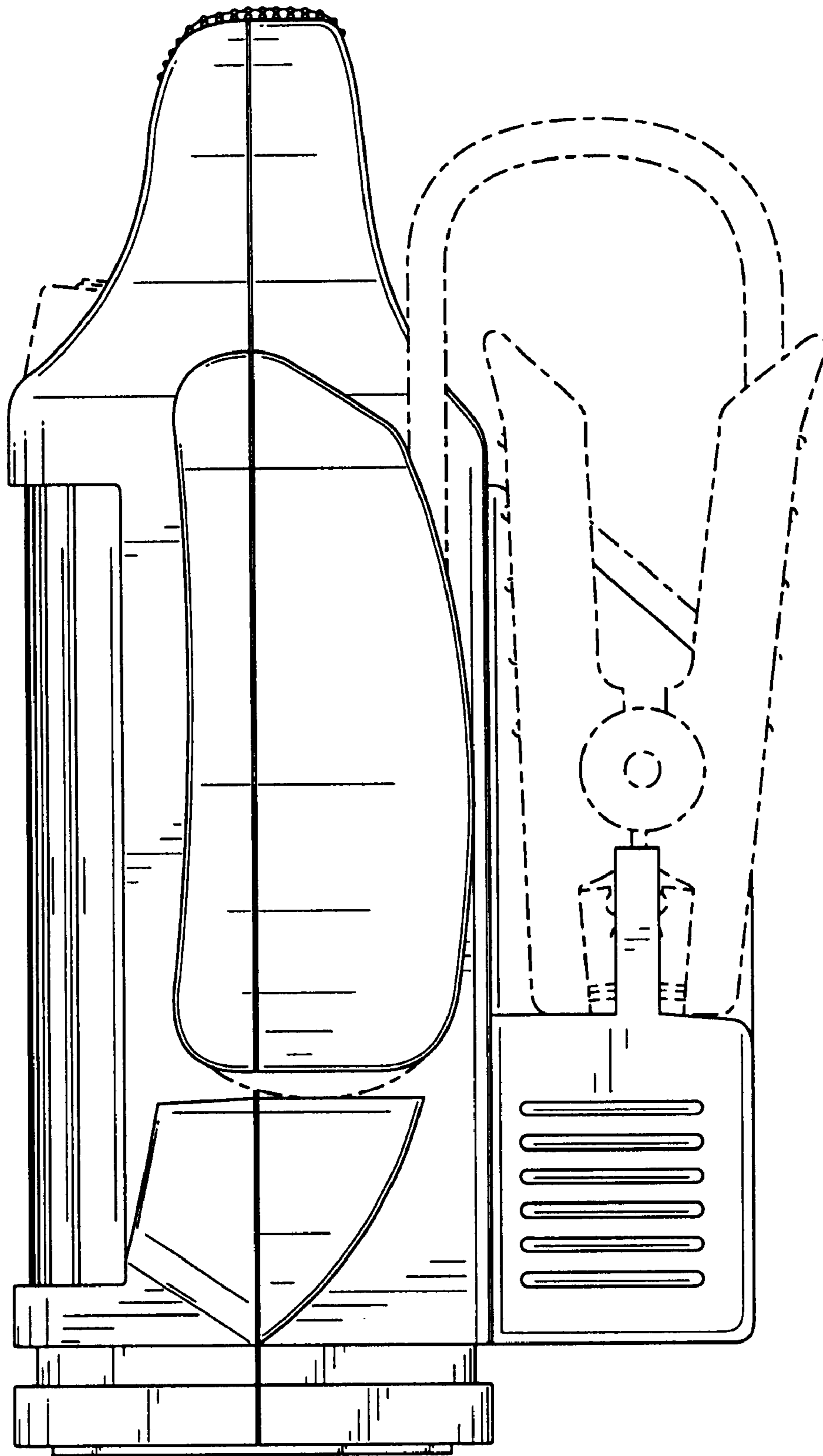


FIG. 5

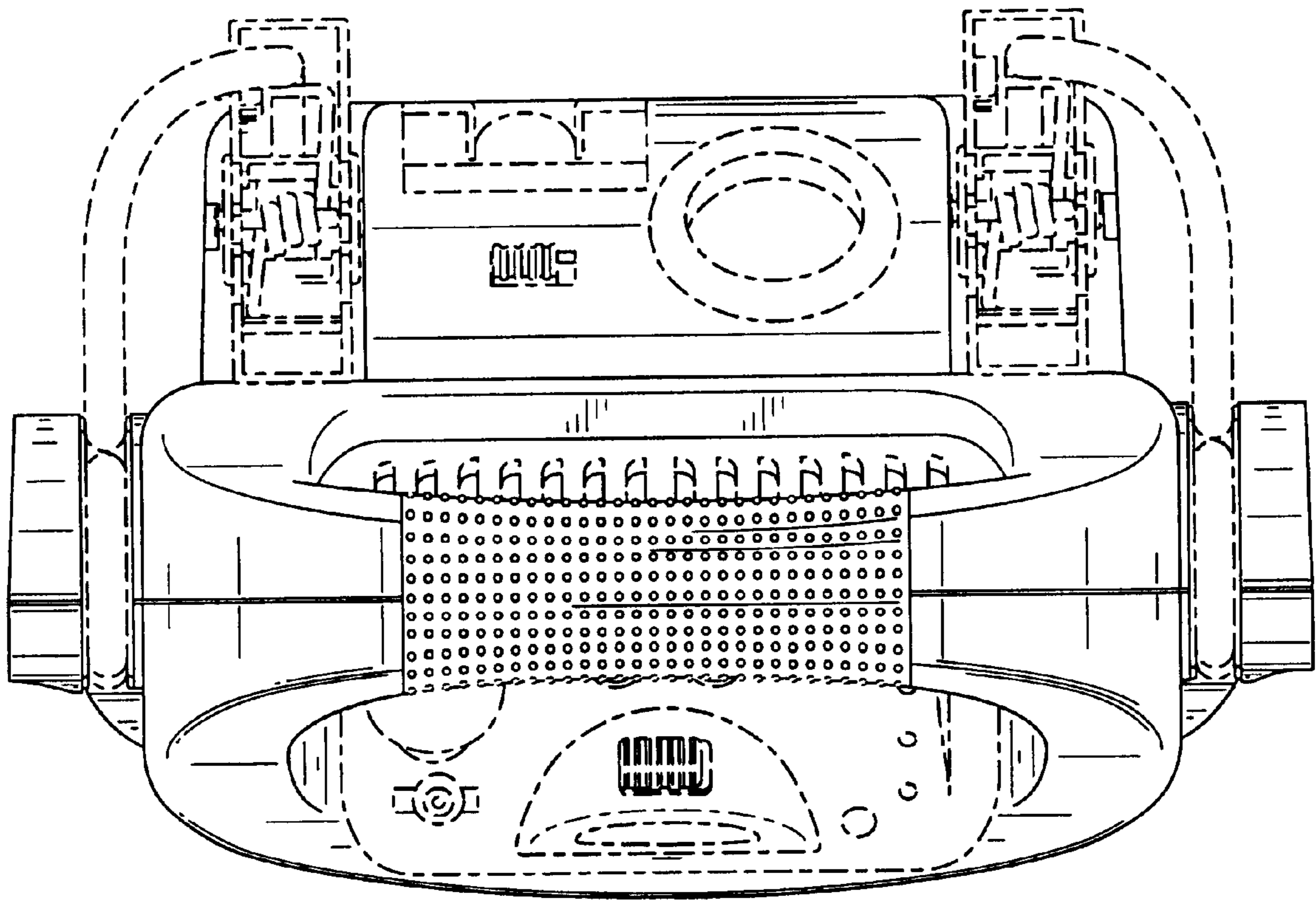


FIG. 6

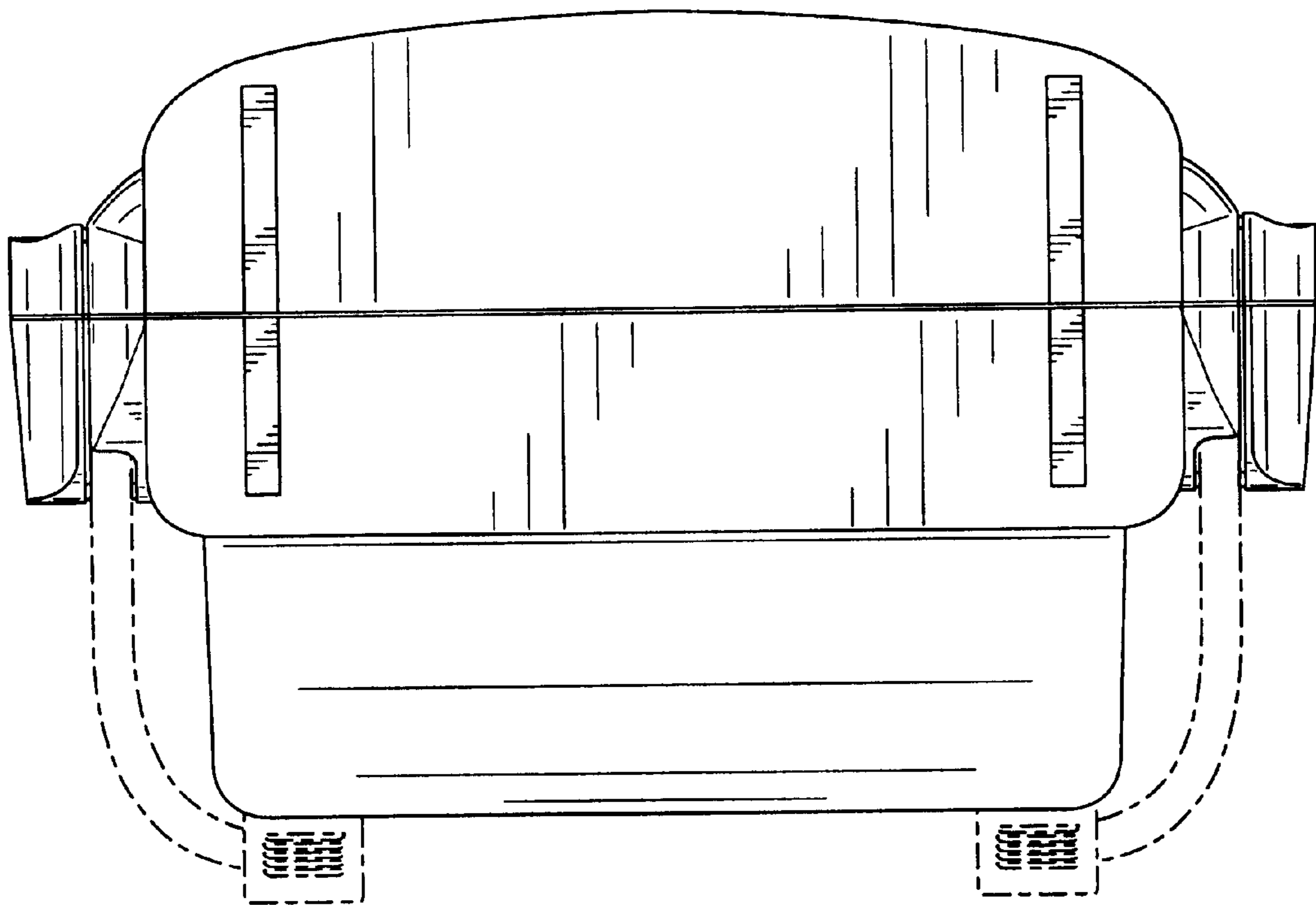


FIG. 7