

US00D523391S

(12) **United States Design Patent**  
**Matsunami et al.**

(10) **Patent No.:** **US D523,391 S**  
(45) **Date of Patent:** **\*\* Jun. 20, 2006**

(54) **MOTORCYCLE TIRE**

(75) Inventors: **Toshiyuki Matsunami**, Osaka (JP);  
**Yumiko Toyozawa**, Ashiya (JP);  
**Michael Jackson**, East Amherst, NY  
(US); **Jean-Luc Faure**, Villebret (FR)

(73) Assignee: **The Goodyear Tire & Rubber  
Company**, Akron, OH (US)

(\*\*) Term: **14 Years**

(21) Appl. No.: **29/231,169**

(22) Filed: **Jun. 2, 2005**

(30) **Foreign Application Priority Data**

Dec. 8, 2004 (JP) ..... 2004-037564

(51) **LOC (8) Cl.** ..... **12-15**

(52) **U.S. Cl.** ..... **D12/535**

(58) **Field of Classification Search** ..... D12/534,  
D12/535, 536, 537, 544, 569, 570, 571, 572,  
D12/579; 152/209.1, 209.9, 209.11, 209.12,  
152/209.28

See application file for complete search history.

(56) **References Cited**

**U.S. PATENT DOCUMENTS**

D346,351 S 4/1994 Suzuki ..... D12/151  
D346,352 S \* 4/1994 Suzuki ..... D12/535  
D381,303 S 7/1997 Jackson ..... D12/151  
D487,247 S \* 3/2004 Yamane ..... D12/535  
D487,248 S \* 3/2004 Taniguchi ..... D12/535  
D490,358 S \* 5/2004 Taniguchi ..... D12/534  
D490,359 S \* 5/2004 Isaka ..... D12/535  
D490,360 S \* 5/2004 Jackson et al. .... D12/535

D490,770 S \* 6/2004 Isaka ..... D12/534  
D499,374 S \* 12/2004 Jackson et al. .... D12/535  
D505,110 S \* 5/2005 Steinbach ..... D12/535  
D506,970 S \* 7/2005 Jackson et al. .... D12/534

**OTHER PUBLICATIONS**

Dunlop Sportmax II D204 Rear Street Tire, 2003 Tread  
Design Guide, Jan. 2003, p. 192. 1/1.\*

Metzeler ME Z2 Rear Sport Touring Radial Tire, 2003 Tread  
Design Guide, Jan. 2003, p. 201. 1/4.\*

Metzeler Roadtec Z6 Front Sport Touring Radial Tire, 2004  
Tread Design Guide, Jan. 2004, p. 208. 1/1.\*

\* cited by examiner

*Primary Examiner*—Robert M. Spear

(74) *Attorney, Agent, or Firm*—Richard B. O’Planick

(57) **CLAIM**

The ornamental design for a motorcycle tire, as shown and  
described.

**DESCRIPTION**

FIG. 1 is a perspective view of a motorcycle tire showing our  
new design, it being understood that the pattern repeats  
uniformly throughout the circumference of the tread;

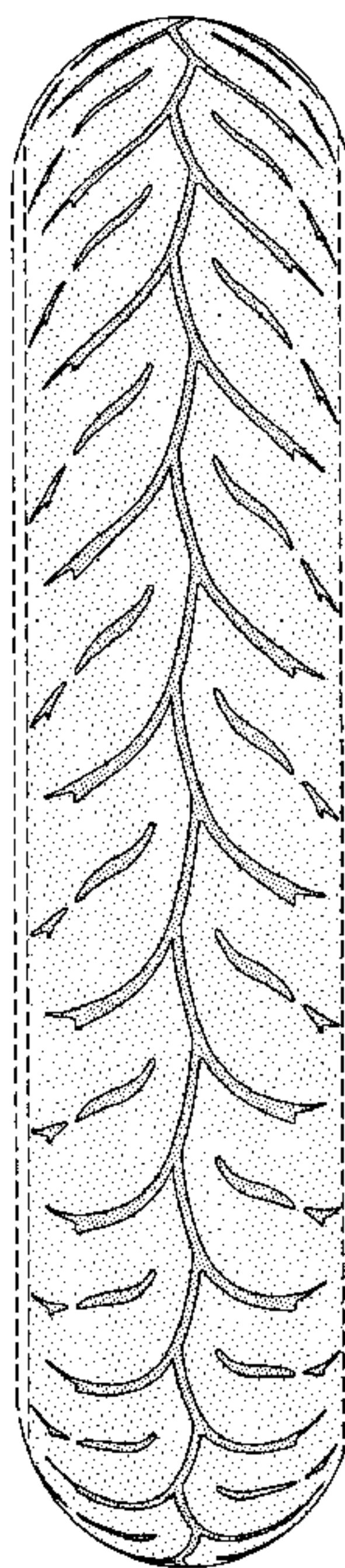
FIG. 2 is a front elevational view thereof;

FIG. 3 is a right side elevational view thereof; the other side  
being a mirror image thereof; and,

FIG. 4 is an enlarged fragmentary front elevational view  
thereof.

In the drawings, the broken lines defining the sidewall, inner  
bead and the peripheral boundary between the tire tread and  
the sidewall are for illustrative purposes only and form no  
part of the claimed design.

**1 Claim, 4 Drawing Sheets**



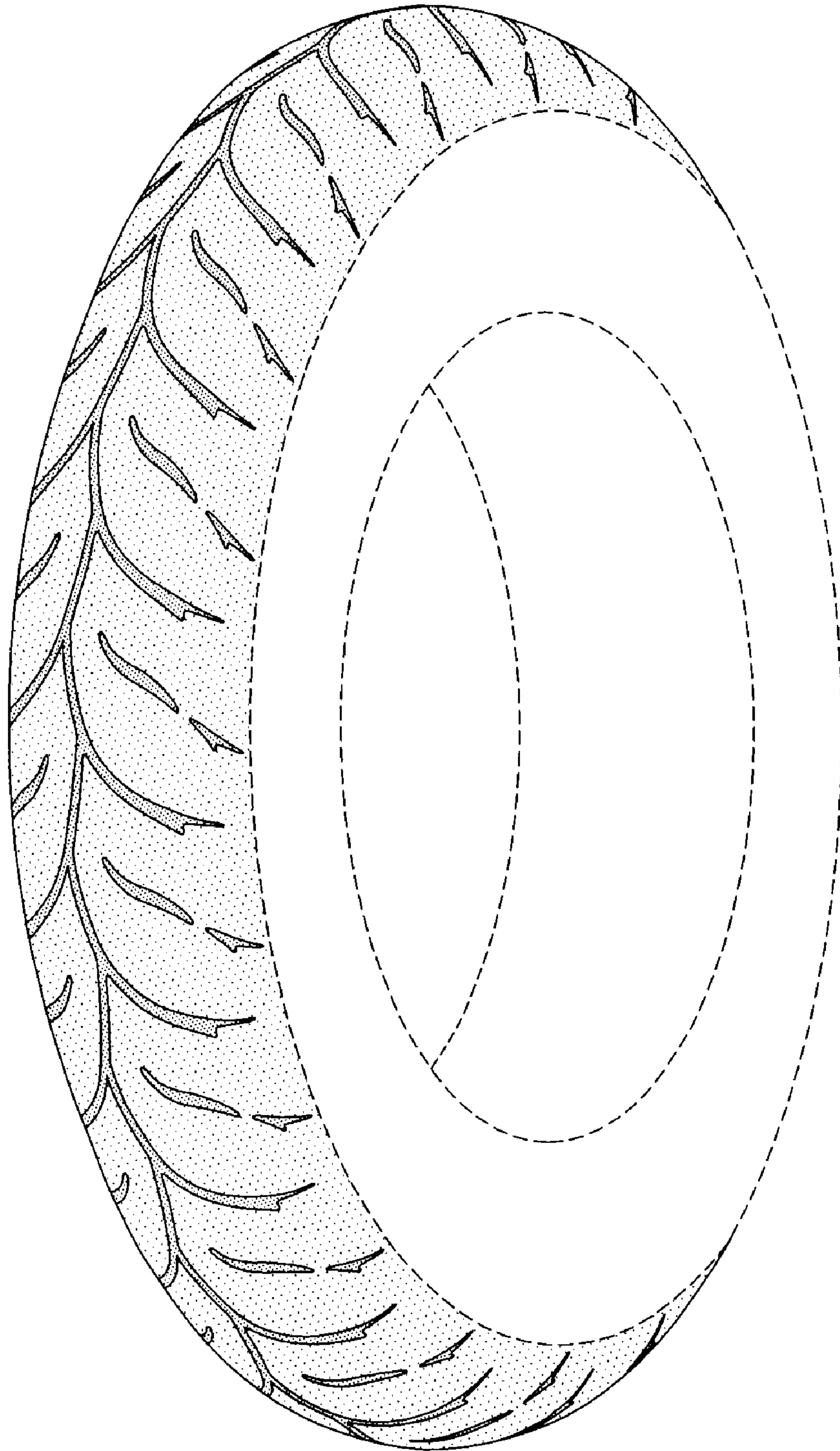


FIG-1

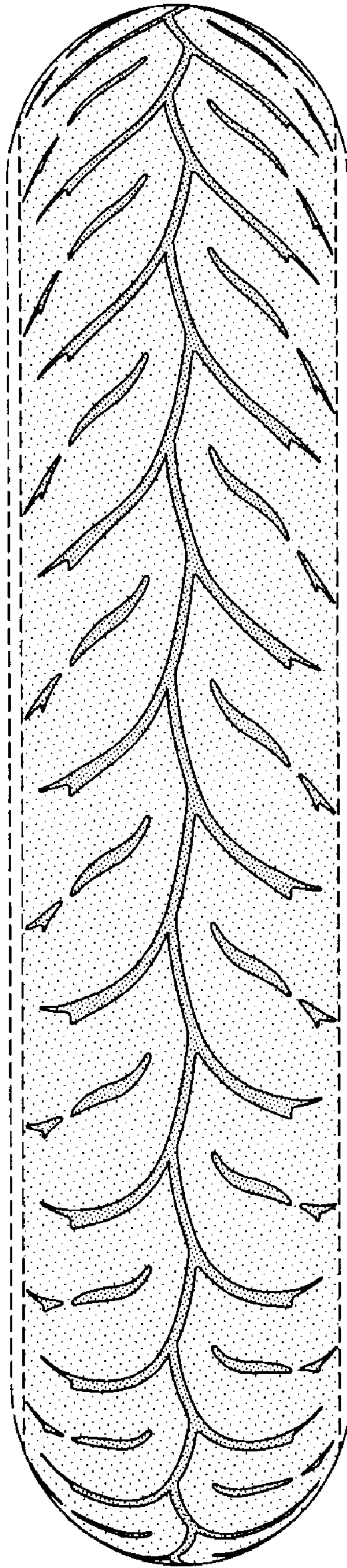


FIG-2






FIG-3

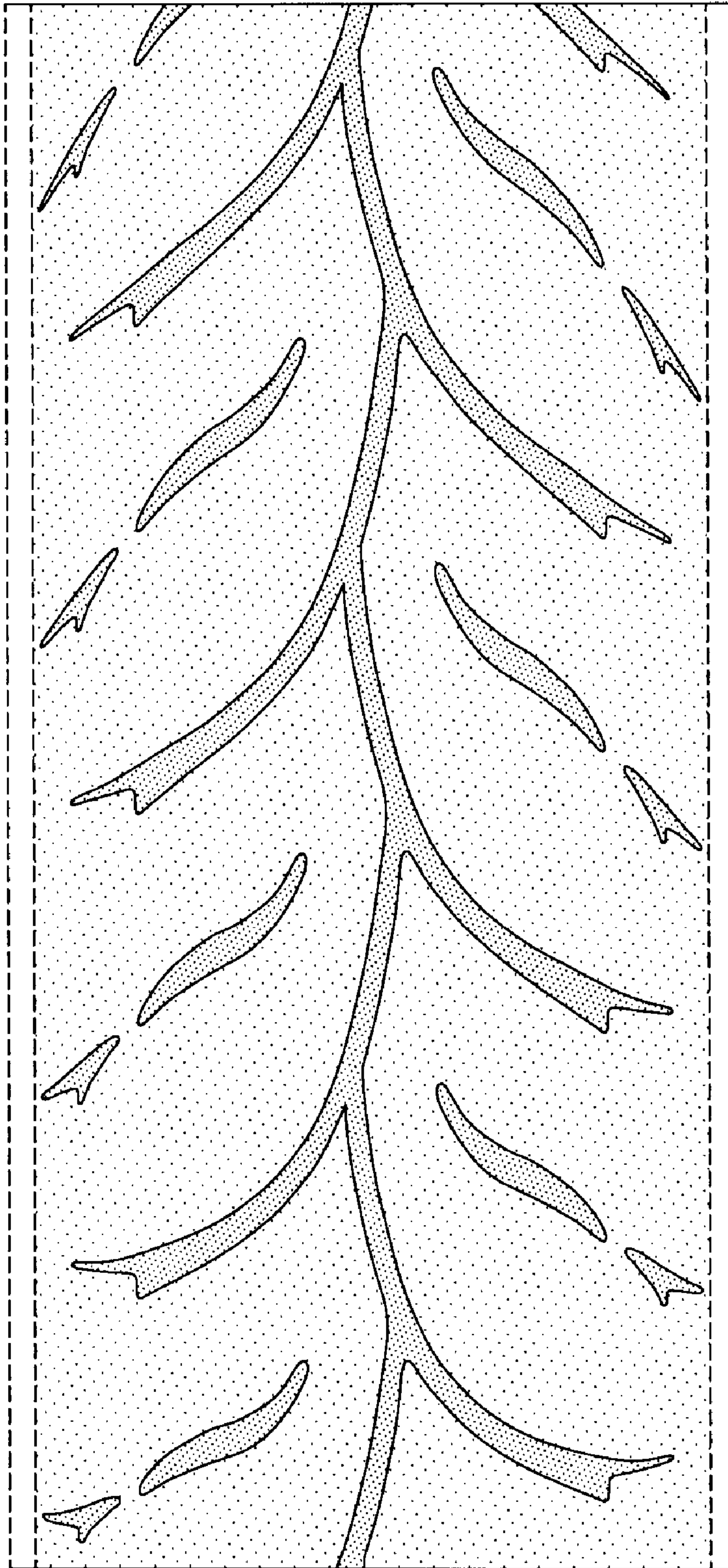


FIG-4