



US00D523390S

(12) **United States Design Patent**  
**Matsunami et al.**

(10) **Patent No.: US D523,390 S**  
(45) **Date of Patent: \*\* Jun. 20, 2006**

(54) **TIRE TREAD**

D506,970 S \* 7/2005 Jackson et al. .... D12/534

(75) Inventors: **Toshiyuki Matsunami**, Osaka (JP);  
**Yumiko Toyozawa**, Hyogo (JP)

(73) Assignee: **The Goodyear Tire & Rubber Company**, Akron, OH (US)

(\*\*) Term: **14 Years**

(21) Appl. No.: **29/216,669**

(22) Filed: **Nov. 5, 2004**

(30) **Foreign Application Priority Data**

May 21, 2004 (JP) ..... 2004-015005

(51) **LOC (8) Cl. .... 12-15**

(52) **U.S. Cl. .... D12/535**

(58) **Field of Classification Search** ..... D12/534,  
D12/535, 536, 537, 544, 569, 570, 571, 572,  
D12/579; 152/209.1, 209.9, 209.11, 209.12,  
152/209.28

See application file for complete search history.

(56) **References Cited**

**U.S. PATENT DOCUMENTS**

- D346,352 S \* 4/1994 Suzuki ..... D12/535
- D487,247 S \* 3/2004 Yamane ..... D12/535
- D490,360 S 5/2004 Jackson et al. .... 12/535
- D499,374 S \* 12/2004 Jackson et al. .... D12/535
- D502,681 S 3/2005 Miyasaka ..... D12/535

**OTHER PUBLICATIONS**

Dunlop Sportmax II D204 Rear Street Tire, 2003 Tread Design Guide, Jan. 2003, p. 192. 1/1.\*

Metzeler ME Z2 Rear Sport Touring Radial Tire, 2003 Tread Design Guide, Jan. 2003, p. 201. 1/4.\*

\* cited by examiner

*Primary Examiner*—Robert M. Spear

(74) *Attorney, Agent, or Firm*—Richard B. O’Planick

(57) **CLAIM**

The ornamental design for a tire tread, as shown and described.

**DESCRIPTION**

FIG. 1 is a perspective view of a tire tread showing our new design, it being understood that the pattern repeats uniformly throughout the circumference of the tread;


FIG. 2 is a front elevational view thereof;

FIG. 3 is a right side elevational view thereof; the other side being a mirror image thereof; and,

FIG. 4 is an enlarged fragmentary front elevational view thereof.

In the drawings, the broken lines defining the sidewall, inner bead and the peripheral boundary between the tire tread and the sidewall are for illustrative purposes only and form no part of the claimed design.

**1 Claim, 4 Drawing Sheets**



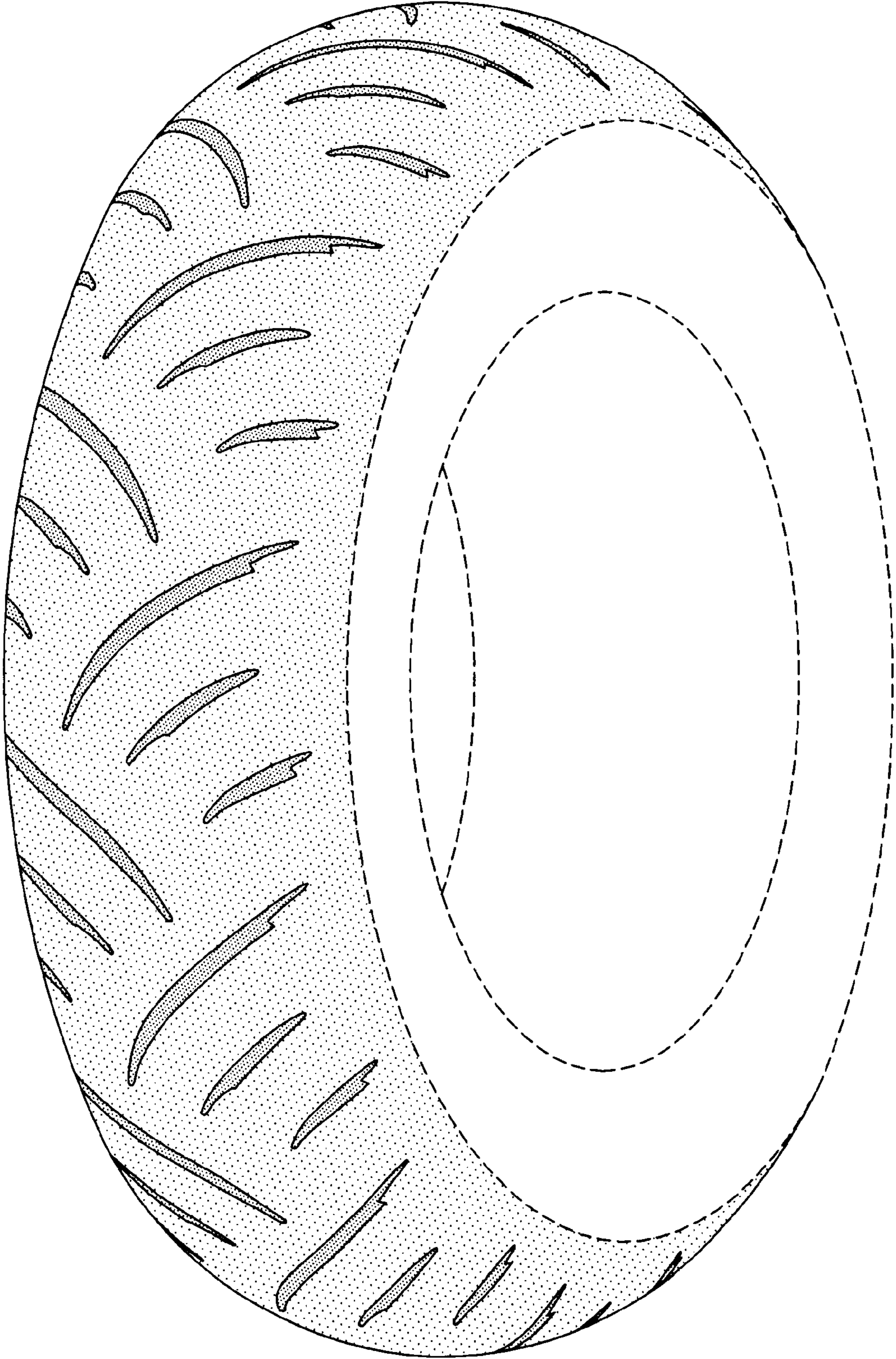


FIG-1



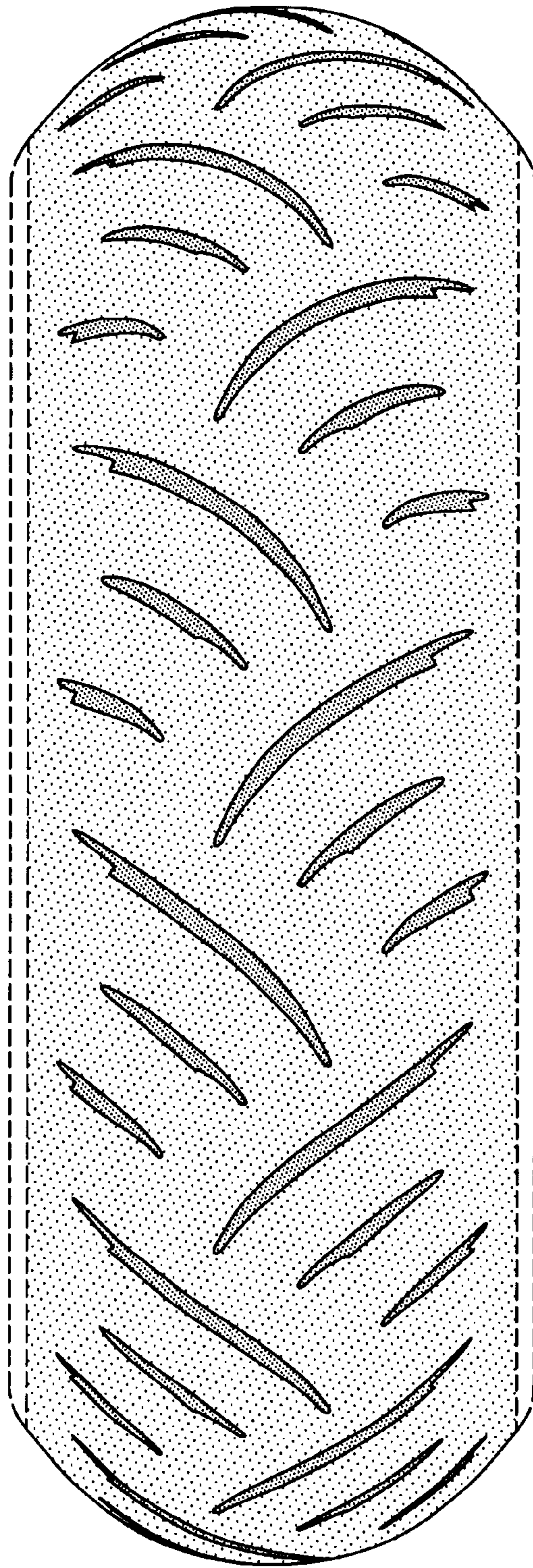


FIG-2

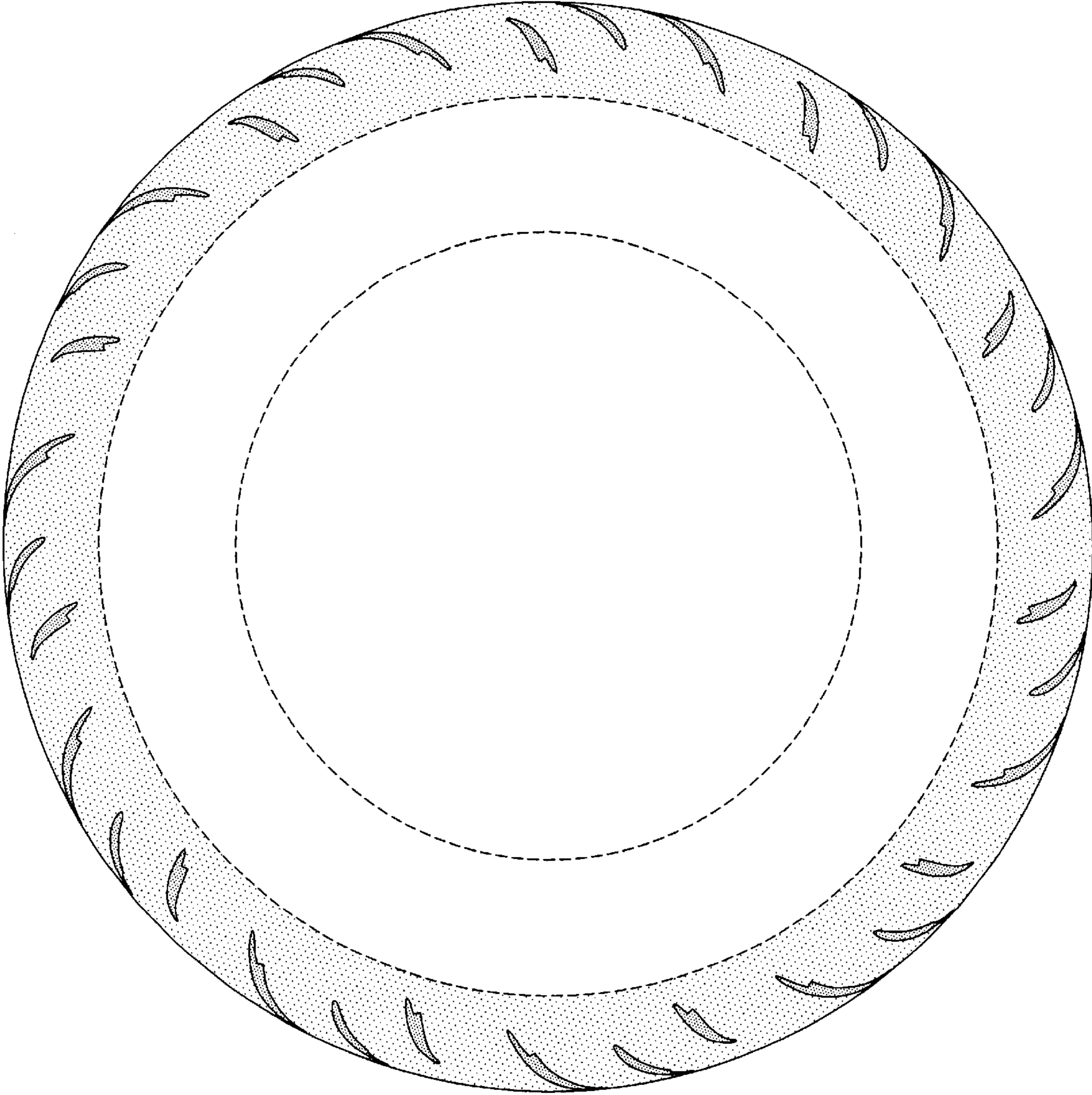


FIG-3



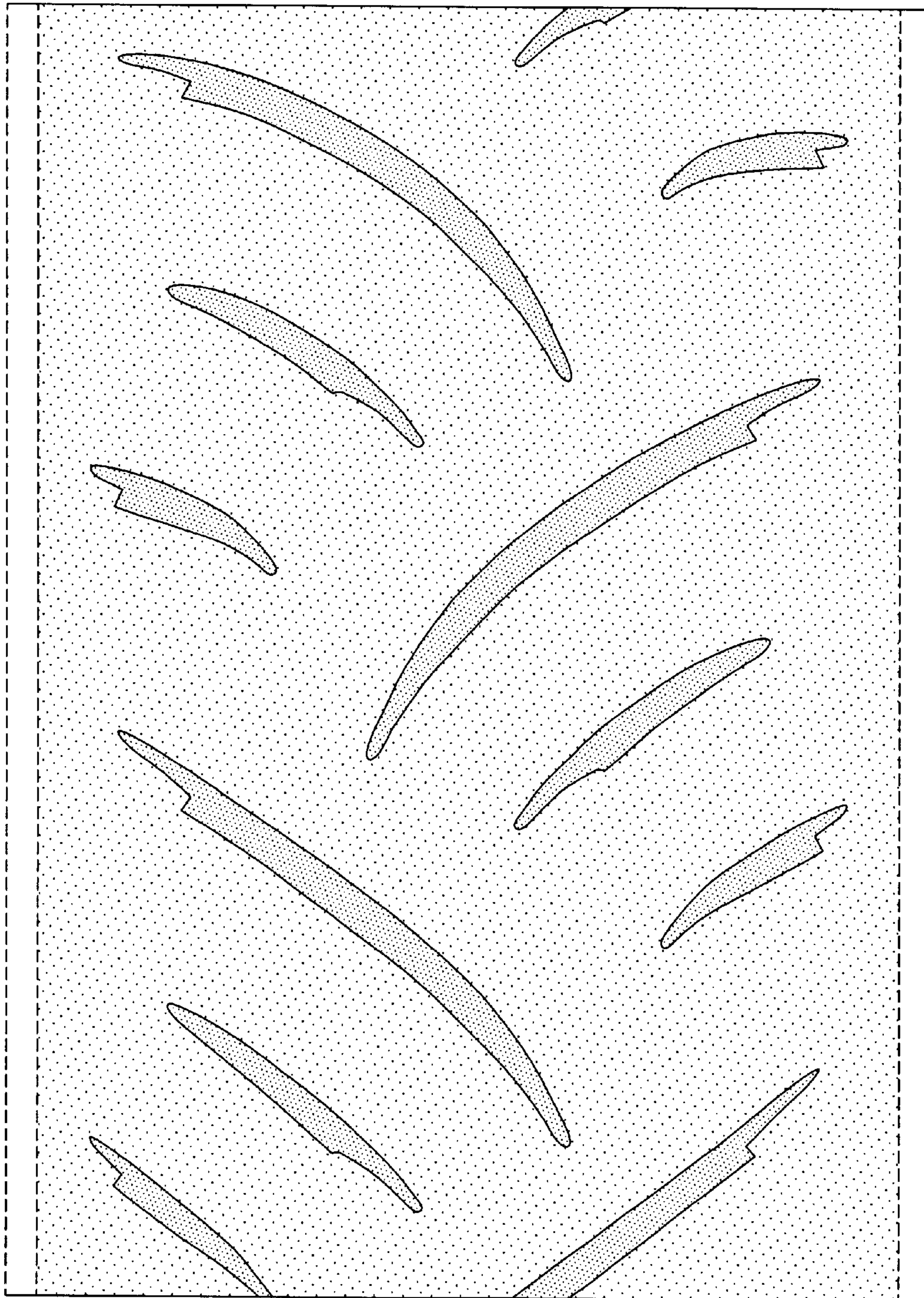


FIG-4