



US00D523385S

(12) **United States Design Patent**
Kono

(10) **Patent No.:** **US D523,385 S**
(45) **Date of Patent:** **** Jun. 20, 2006**

(54) **WHEEL FOR AN AUTOMOBILE**
(75) Inventor: **Taku Kono, Wako (JP)**
(73) Assignee: **Honda Motor Co., Ltd., Tokyo (JP)**
(**) Term: **14 Years**

D436,907 S * 1/2001 Ong D12/209
D437,576 S * 2/2001 Ir. D12/209
D460,937 S * 7/2002 Nakazawa et al. D12/209
D461,754 S * 8/2002 Hoshino D12/209
D504,650 S * 5/2005 Ishiwata D12/209
D504,858 S * 5/2005 Pfeiffer D12/209

* cited by examiner

(21) Appl. No.: **29/236,266**
(22) Filed: **Aug. 15, 2005**
(30) **Foreign Application Priority Data**

May 23, 2005 (JP) 2005-014673

(51) **LOC (8) Cl.** **12-16**
(52) **U.S. Cl.** **D12/209**
(58) **Field of Classification Search** D12/204-213;
301/37.101, 64.101, 65
See application file for complete search history.

Primary Examiner—Stacia Cadmus
(74) *Attorney, Agent, or Firm*—Westerman, Hattori Daniels & Adrian, LLP

(57) **CLAIM**

The ornamental design for, a wheel for an automobile, as shown and described.

DESCRIPTION

FIG. 1 is a front elevation view of A wheel for an automobile, showing our new design;
FIG. 2 is a top plan view thereof;
FIG. 3 is a right side elevation view thereof; and,
FIG. 4 is a perspective view thereof.
The broken in the drawings is illustrative purposes only and forms no part of the claimed design.

(56) **References Cited**
U.S. PATENT DOCUMENTS

D206,709 S * 1/1967 Reid D12/209
D213,315 S * 2/1969 Reid D12/211
D402,252 S * 12/1998 Kulla D12/211
D427,960 S * 7/2000 Sacco et al. D12/209

1 Claim, 4 Drawing Sheets

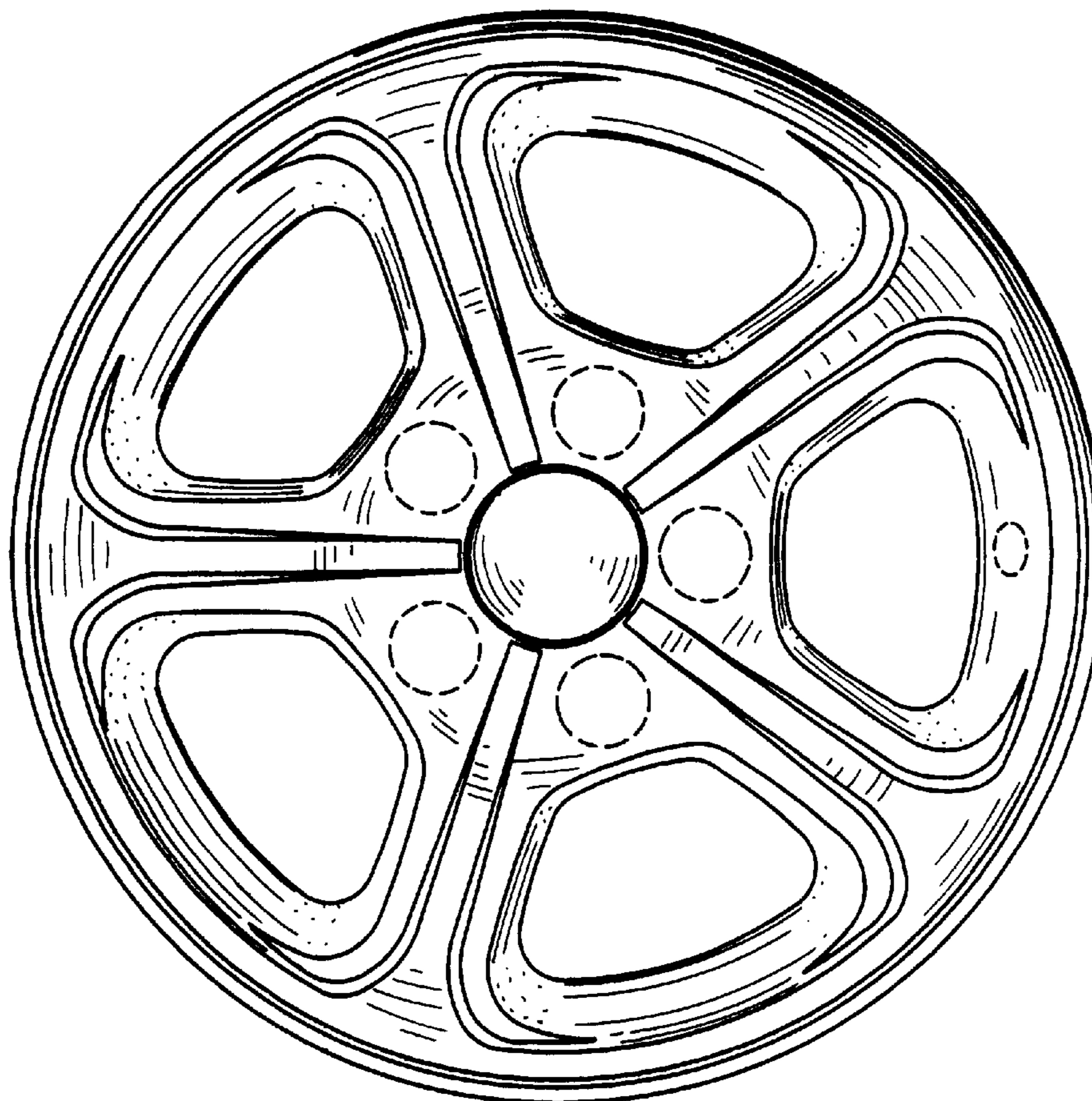


FIG. 1

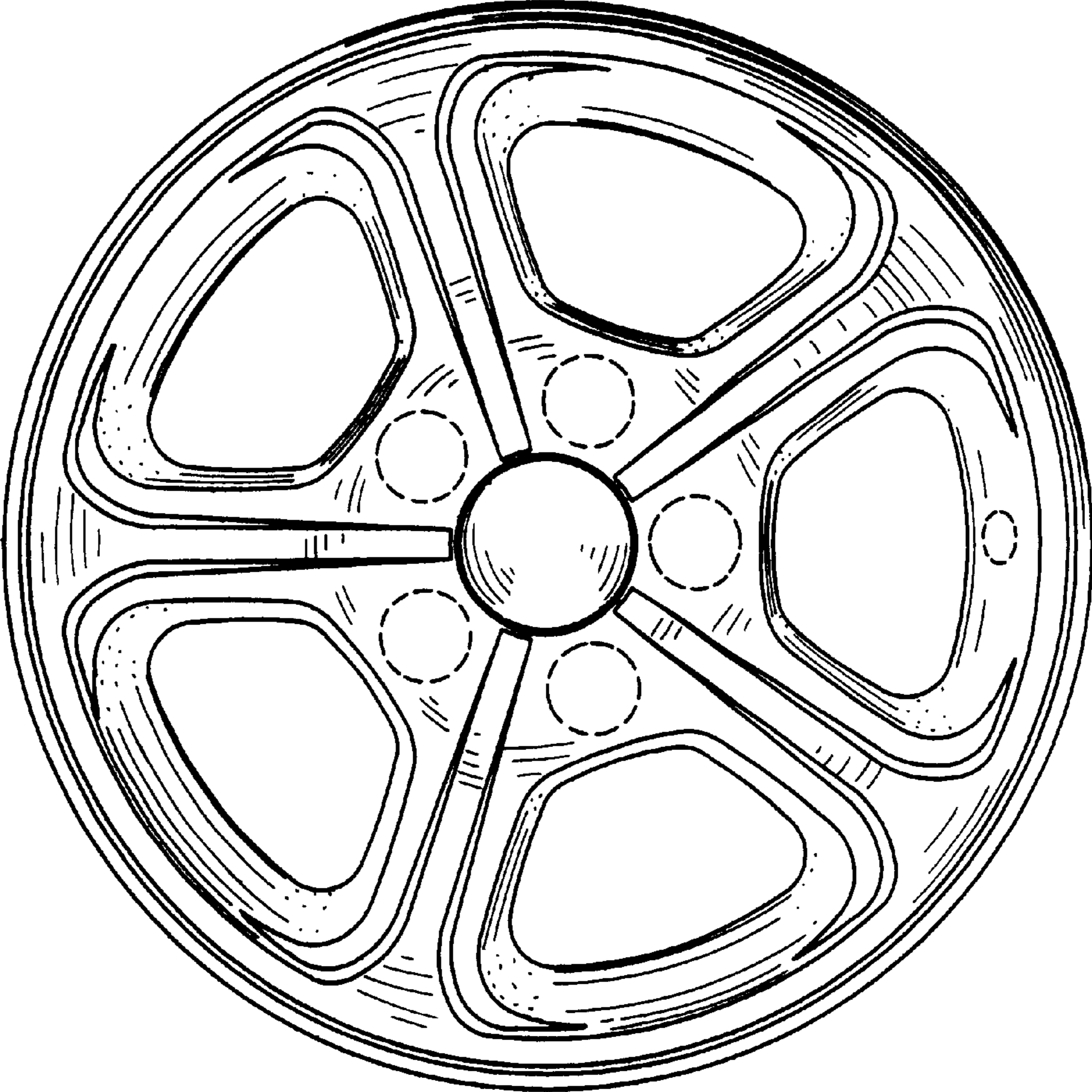


FIG. 2




FIG. 3




FIG. 4

