



US00D523377S

(12) **United States Design Patent**
Mouquet

(10) **Patent No.:** **US D523,377 S**

(45) **Date of Patent:** **** Jun. 20, 2006**

(54) **BUCKLE**

(75) **Inventor:** **Philippe Mouquet, Paris (FR)**

(73) **Assignee:** **Hermes Sellier, Paris (FR)**

(**) **Term:** **14 Years**

(21) **Appl. No.:** **29/187,827**

(22) **Filed:** **Aug. 7, 2003**

(30) **Foreign Application Priority Data**

Feb. 12, 2003 (WO) DM/063 465

(51) **LOC (8) Cl.** **02-07**

(52) **U.S. Cl.** **D11/234**

(58) **Field of Classification Search** D11/200,
D11/234-237, 3; D10/31-33; 24/163 R,
24/170, 185, 188, 191-193, 197, 199
See application file for complete search history.

(56) **References Cited**

U.S. PATENT DOCUMENTS

D89,636 S * 4/1933 Fromm D11/237

D97,766 S * 12/1935 Freysinger D11/236
2,775,011 A * 12/1956 Beuchat et al. D11/237
D290,589 S * 6/1987 Watanabe D11/234
D416,828 S * 11/1999 Hwang D11/237

* cited by examiner

Primary Examiner—Catherine R. Oliver

(74) *Attorney, Agent, or Firm*—Darby & Darby

(57) **CLAIM**

The ornamental design for a buckle, as shown and described.

DESCRIPTION

FIG. 1 is a top perspective view of a buckle showing my new design;

FIG. 2 is a front elevation view thereof;

FIG. 3 is a side elevation view, the opposite side elevation view being a mirror image thereof; and,

FIG. 4 is a rear elevation view.

1 Claim, 2 Drawing Sheets

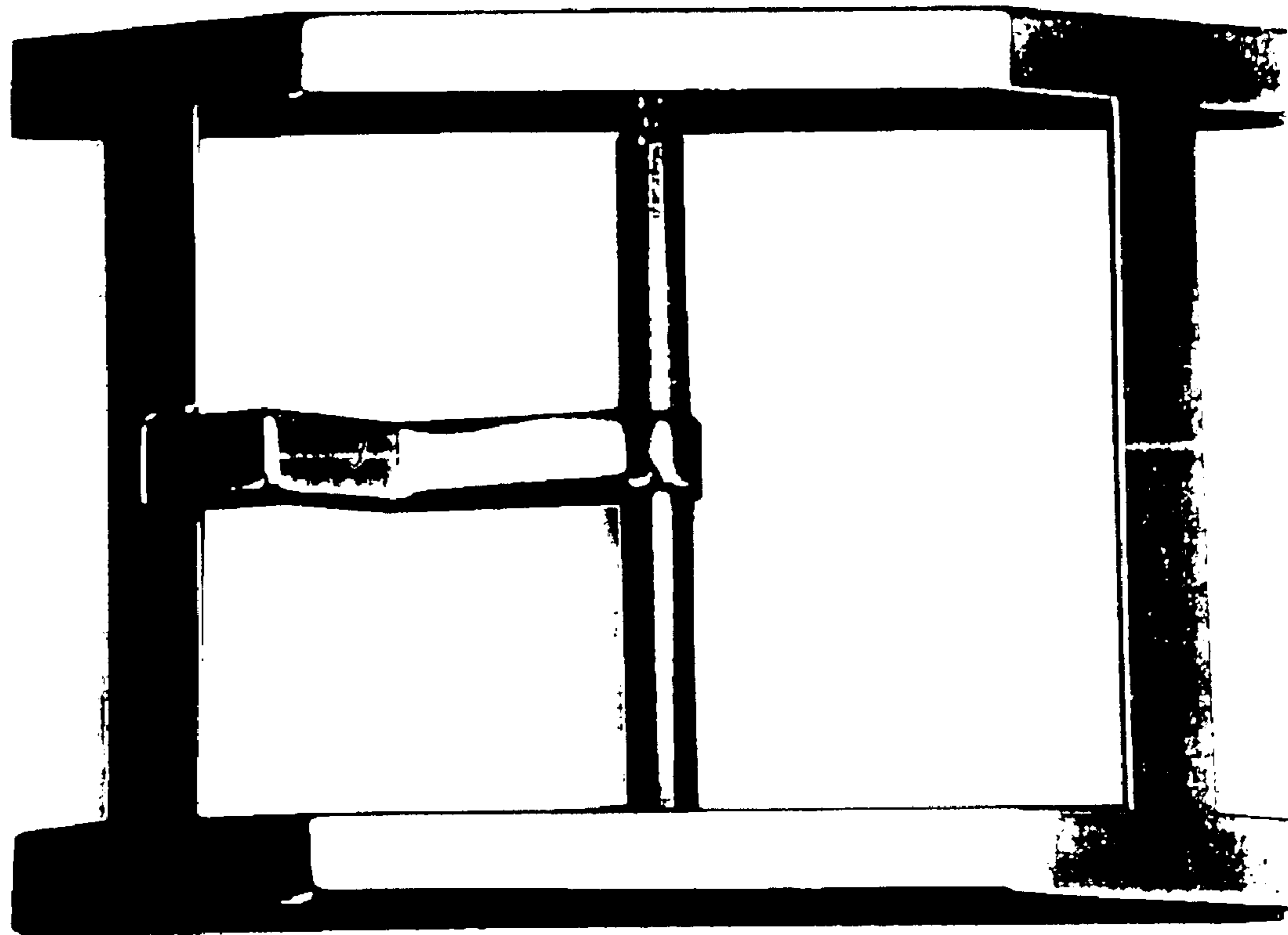


FIG. 1




FIG. 2




FIG. 3




FIG. 4

