



US00D523370S

(12) **United States Design Patent**
Yurman

(10) **Patent No.:** **US D523,370 S**
(45) **Date of Patent:** **** Jun. 20, 2006**

(54) **ARTICLE OF JEWELRY**

(75) Inventor: **David Yurman**, New York, NY (US)

(73) Assignee: **Yurman Studios, Inc.**, New York, NY (US)

(**) Term: **14 Years**

(21) Appl. No.: **29/214,256**

(22) Filed: **Sep. 30, 2004**

(51) **LOC (8) Cl.** **11-01**

(52) **U.S. Cl.** **D11/26; D11/3; D11/6**

(58) **Field of Classification Search** D11/3-5,
D11/20, 26-39, 86, 91, 92; 63/15, 15.1-15.4,
63/1.45, 15.5-15.6, 15.65, 15.7-15.9, 26-28
See application file for complete search history.

(56) **References Cited**

U.S. PATENT DOCUMENTS

D12,370 S	*	7/1881	Wallace	D11/20
D39,049 S	*	2/1908	Scullin	D11/35
D128,297 S	*	7/1941	Healy	D11/5
D199,537 S	*	11/1964	Sklar	D11/39
D276,321 S	*	11/1984	Bulgari	D11/3
D281,957 S	*	12/1985	Bulgari	D11/3
D291,869 S	*	9/1987	Bulgari	D11/4
D371,314 S	*	7/1996	Yurman	D11/3
D438,813 S	*	3/2001	Yellen	D11/3

* cited by examiner

Primary Examiner—Marcus A. Jackson

Assistant Examiner—Melanie Levy

(74) *Attorney, Agent, or Firm*—Torys LLP

(57) **CLAIM**

The ornamental design for an article of jewelry, as shown and described.

DESCRIPTION

FIG. 1 is a perspective view from the front and right side of the article of jewelry;

FIG. 2 is a perspective view from the front and left thereof;

FIG. 3 is top plan view thereof, the view being substantially identical regardless of what point along the circumference the article of jewelry is viewed;

FIG. 4 is a right side view thereof;

FIG. 5 is a left side view thereof;

FIG. 6 is a perspective view from the front and right side of a second embodiment of the article of jewelry;

FIG. 7 is a perspective view from the front and left side of FIG. 6;

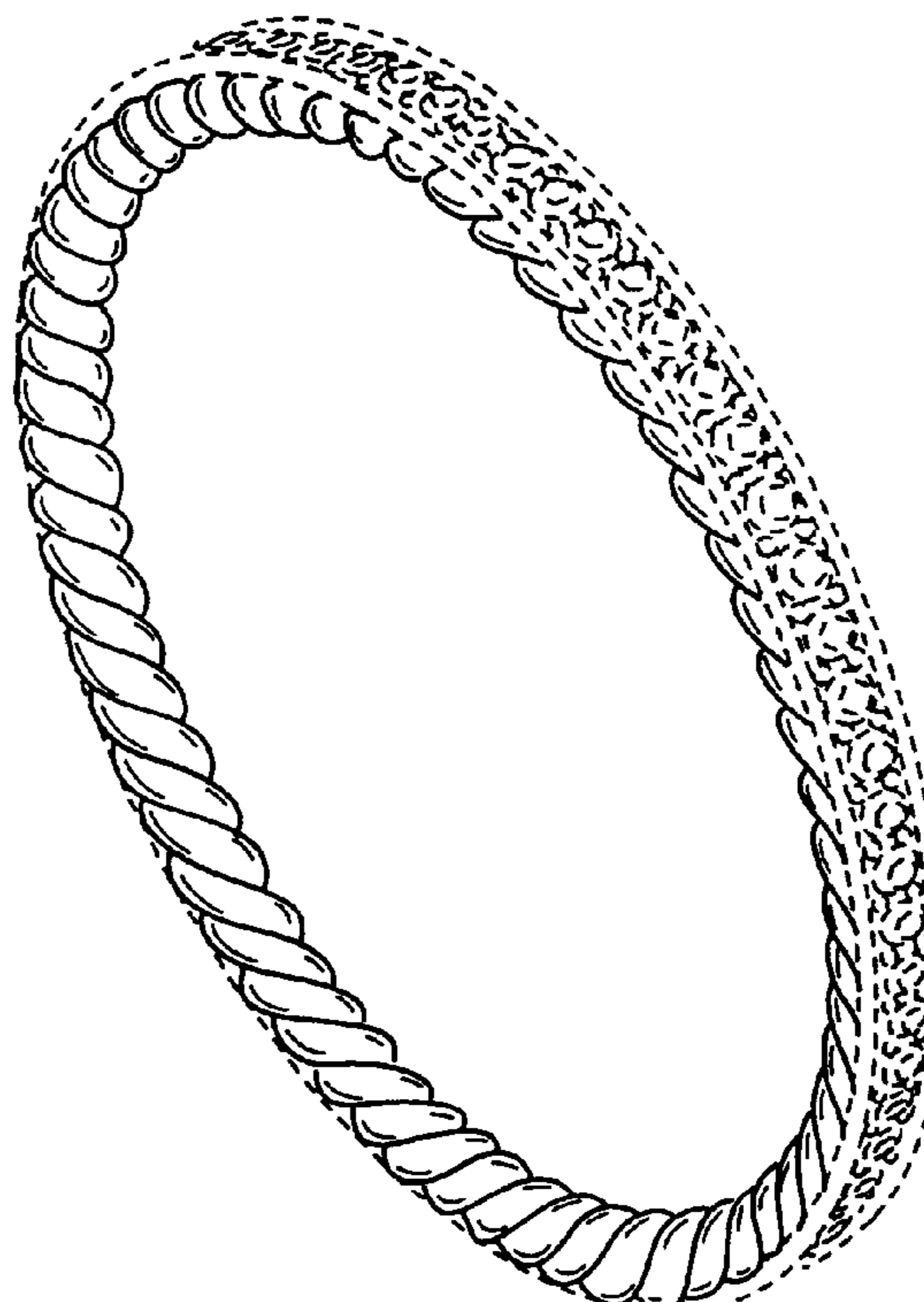
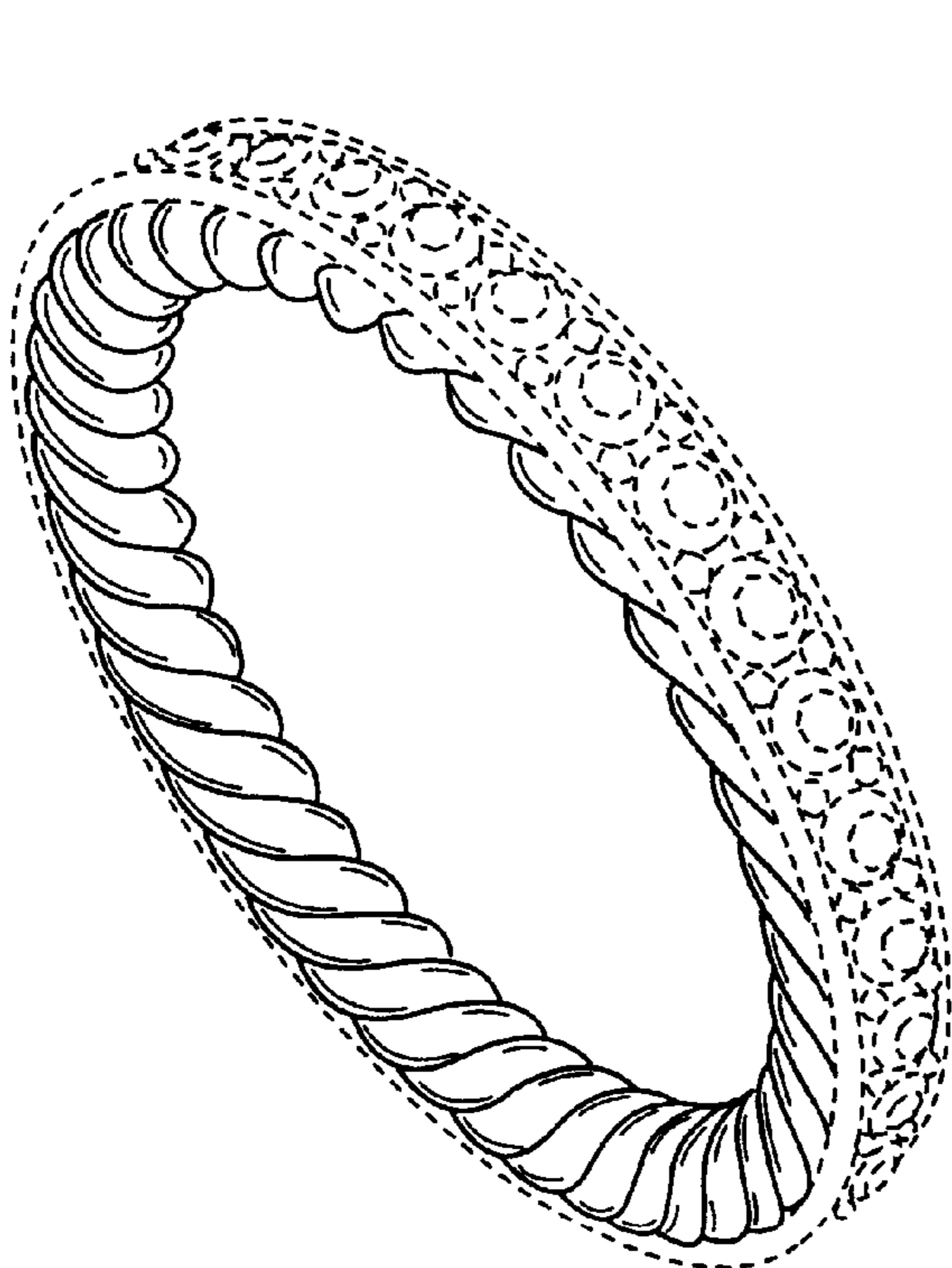
FIG. 8 is top plan view of FIG. 6, the view being substantially identical regardless of what point along the circumference the article of jewelry is viewed;

FIG. 9 is a right side view of FIG. 6; and,

FIG. 10 is a plan left side view of FIG. 6.

The dotted outline showing of diamonds arranged along the outer circumferential side of the article of jewelry in FIGS. 1-10 is provided for environmental purposes and forms no part of the claimed design.

1 Claim, 4 Drawing Sheets



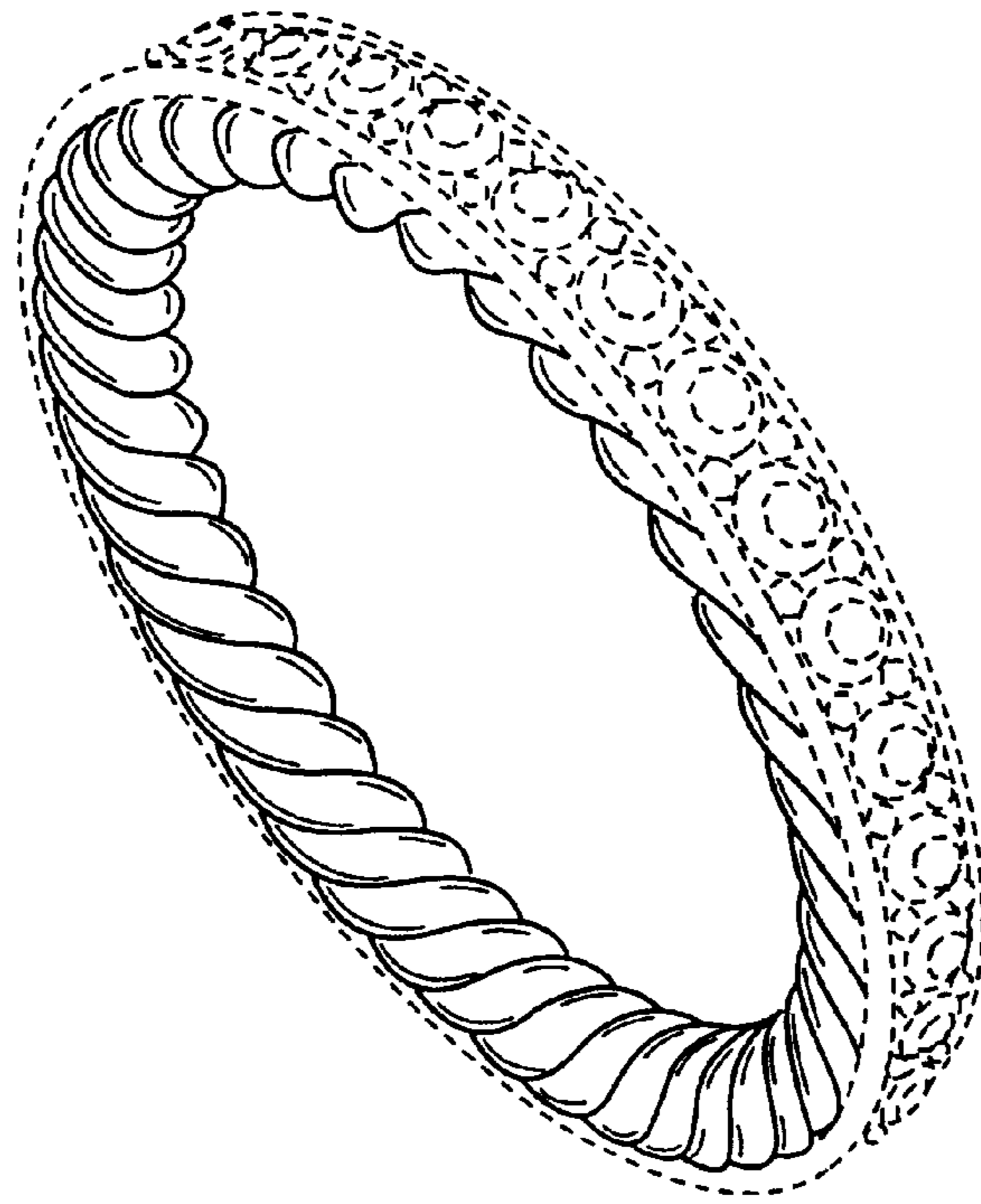


FIG. 1

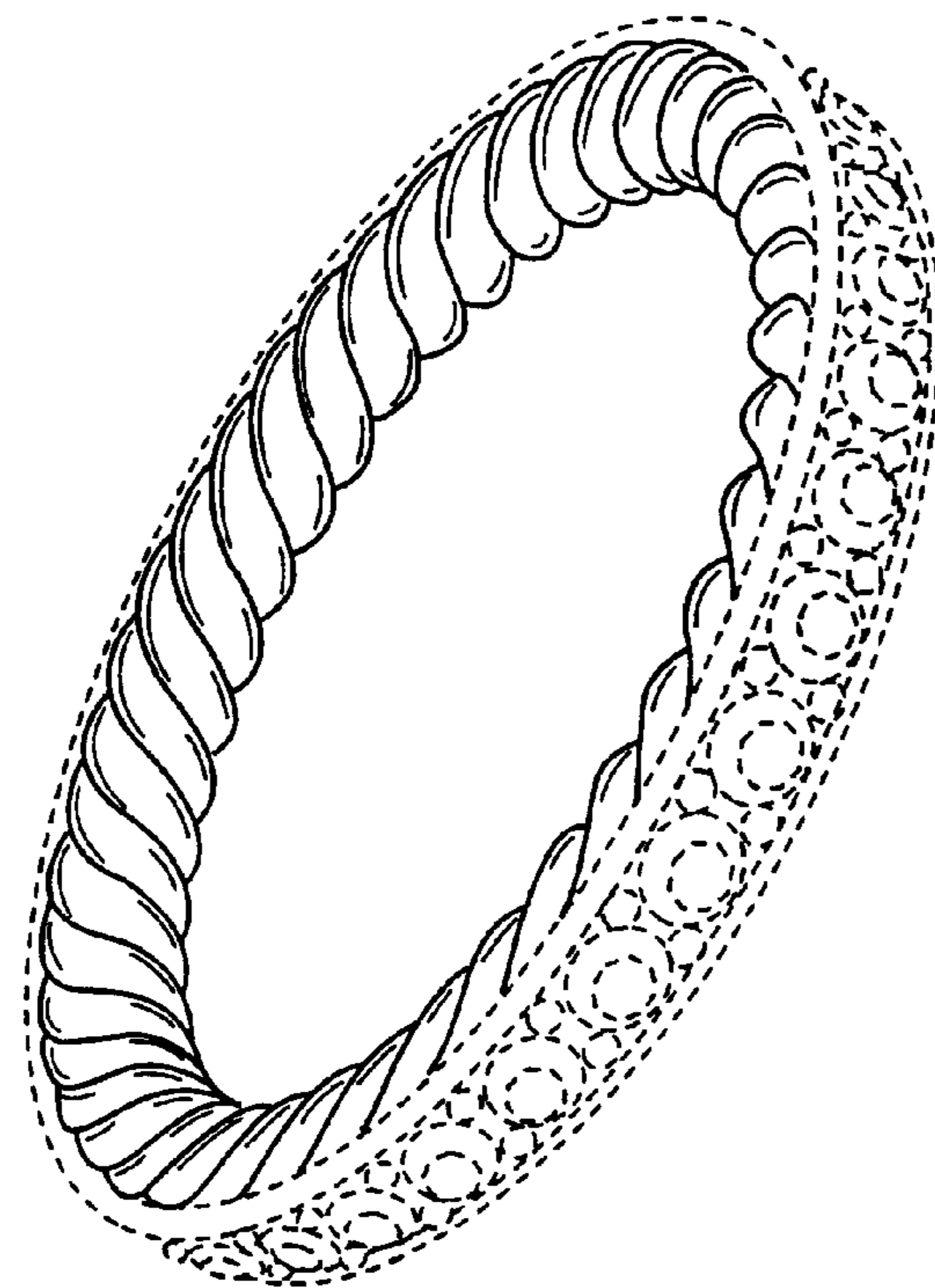


FIG. 2



FIG. 3




FIG. 4




FIG. 5

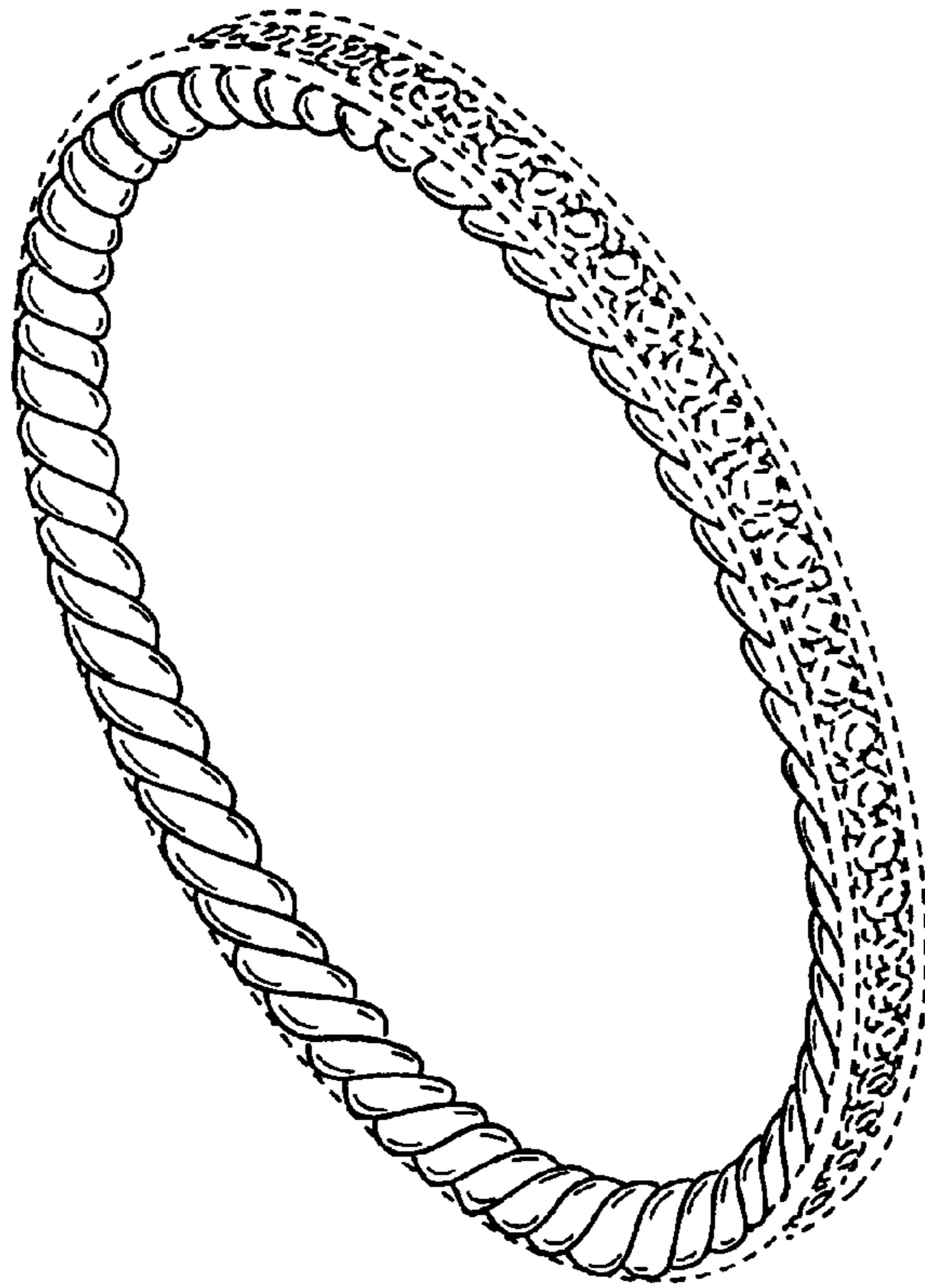


FIG. 6

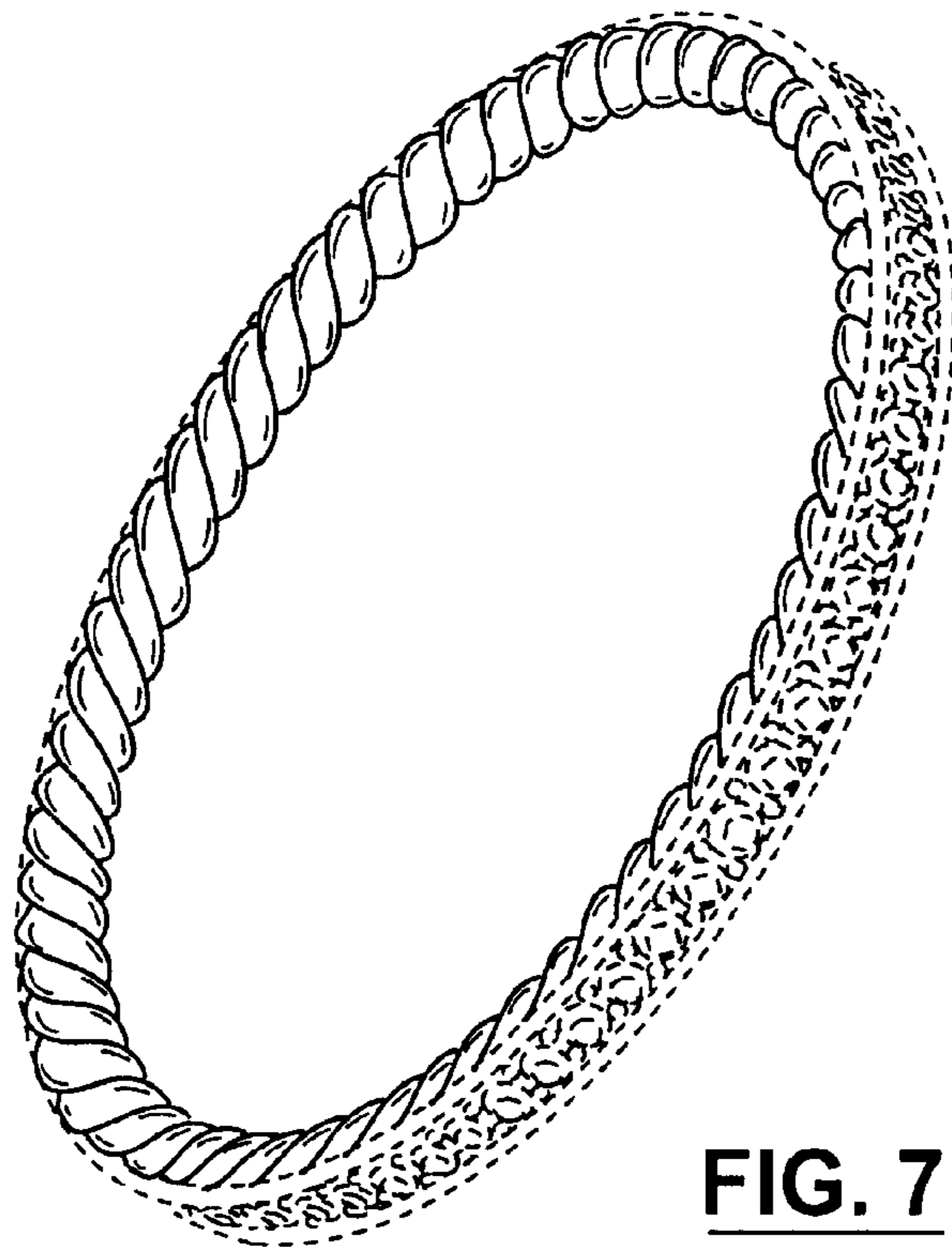


FIG. 7



FIG. 8




FIG. 9




FIG. 10