

US00D523354S

(12) **United States Design Patent**
Li

(10) **Patent No.:** **US D523,354 S**
(45) **Date of Patent:** **** Jun. 20, 2006**

(54) **MULTI-FUNCTION CLOCK**

4,449,833 A * 5/1984 Montgomery et al. 368/262
D274,191 S * 6/1984 Aoijs D14/171
D318,429 S * 7/1991 Ikeya et al. D10/24

(75) Inventor: **Watson Li**, New Territories (HK)

* cited by examiner

(73) Assignee: **King's Manufacturing Company, Ltd.**, Hong Kong (HK)

Primary Examiner—Lucy Lieberman

(**) Term: **14 Years**

(74) *Attorney, Agent, or Firm*—White Redway & Brown LLP

(21) Appl. No.: **29/230,543**

(57) **CLAIM**

(22) Filed: **May 24, 2005**

The ornamental design for a multi-function clock, as shown and described.

(30) **Foreign Application Priority Data**

DESCRIPTION

Nov. 29, 2004 (HK) 0412686

(51) **LOC (8) Cl.** **10-01**

(52) **U.S. Cl.** **D10/2; D10/15; D10/26**

(58) **Field of Classification Search** D10/1–29,
D10/122–132; 368/276–278, 280, 285, 223,
368/10, 316, 317, 28–30, 239–242, 244,
368/262, 82–84, 263, 256

See application file for complete search history.

FIG. 1 is a perspective view of a multi-function clock of the present invention;

FIG. 2 is a top plan view of the multi-function clock of the present invention;

FIG. 3 is a bottom plan view of the multi-function clock of the present invention;

FIG. 4 is a left-side elevational view of the multi-function clock of the present invention;

FIG. 5 is a right-side elevational view of the multi-function clock of the present invention;

FIG. 6 is a front end view of the multi-function clock of the present invention; and,

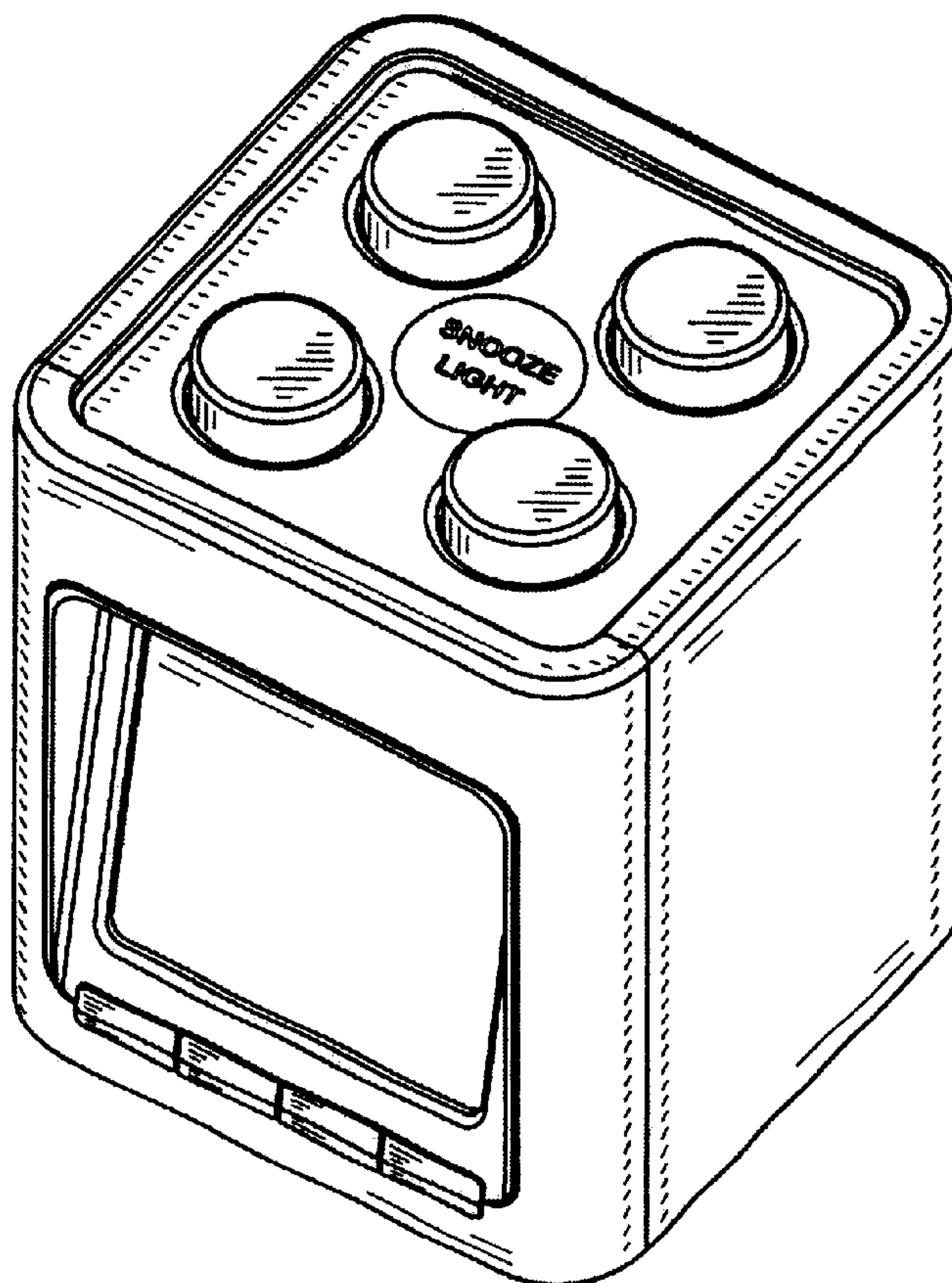
FIG. 7 is a rear end view of the multi-function clock of the present invention.

(56) **References Cited**

U.S. PATENT DOCUMENTS

D241,626 S * 9/1976 Durco D10/15
D246,158 S * 10/1977 Durco, Jr. D10/15
D255,101 S * 5/1980 Booty D10/15
4,373,822 A * 2/1983 Tkac 368/256

1 Claim, 2 Drawing Sheets



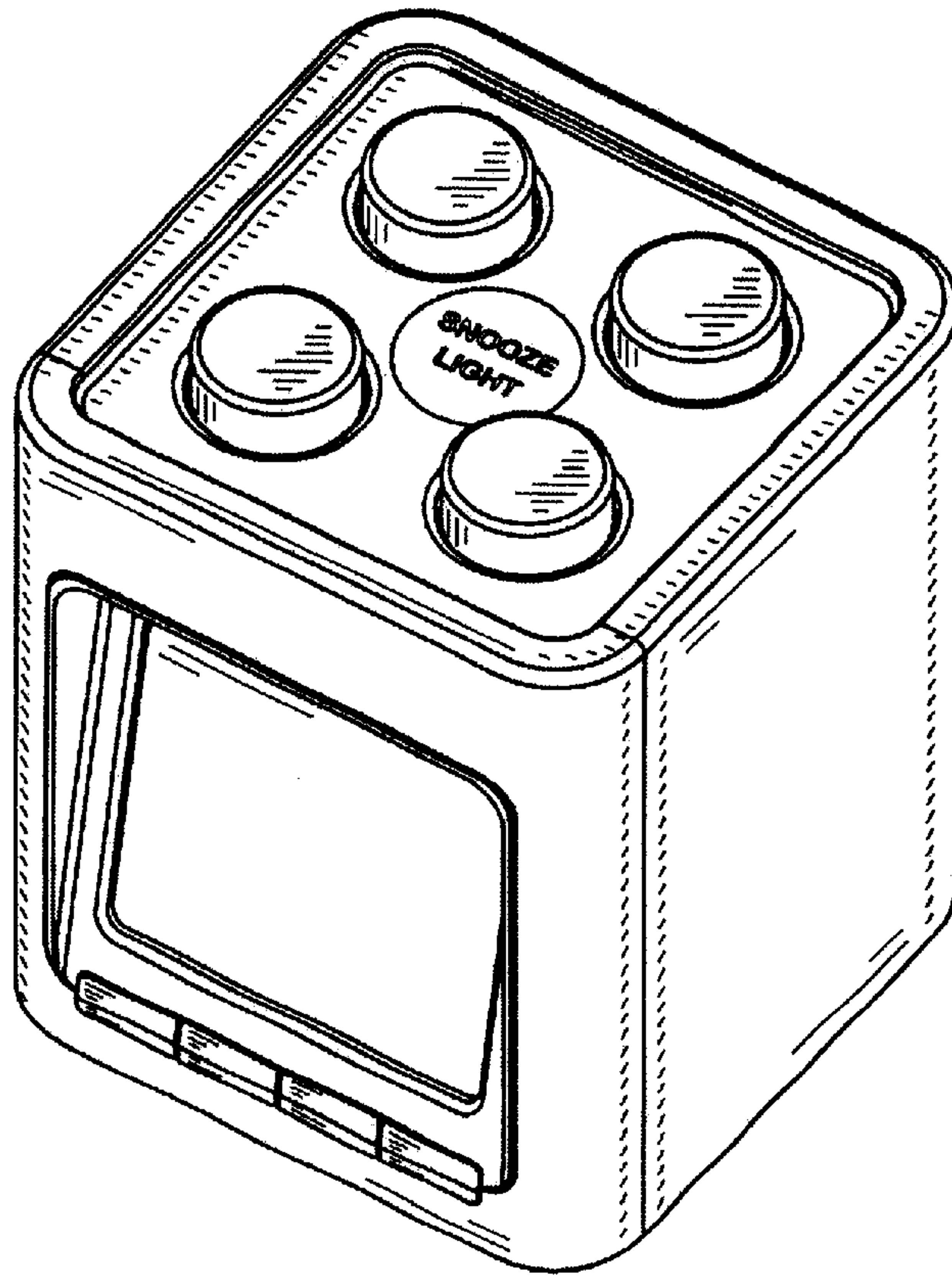


FIG. 1

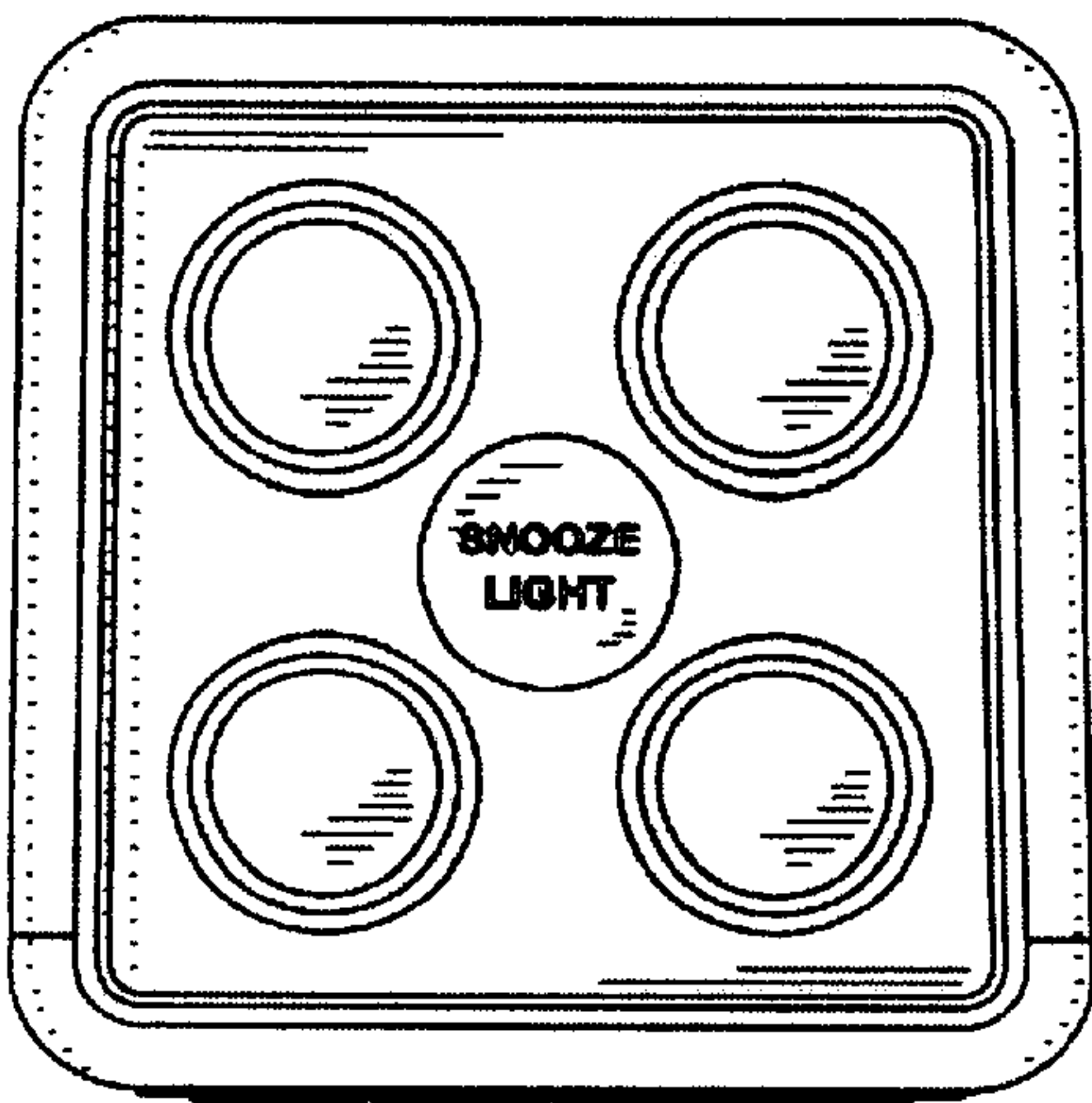


FIG. 2




FIG. 3




FIG. 5

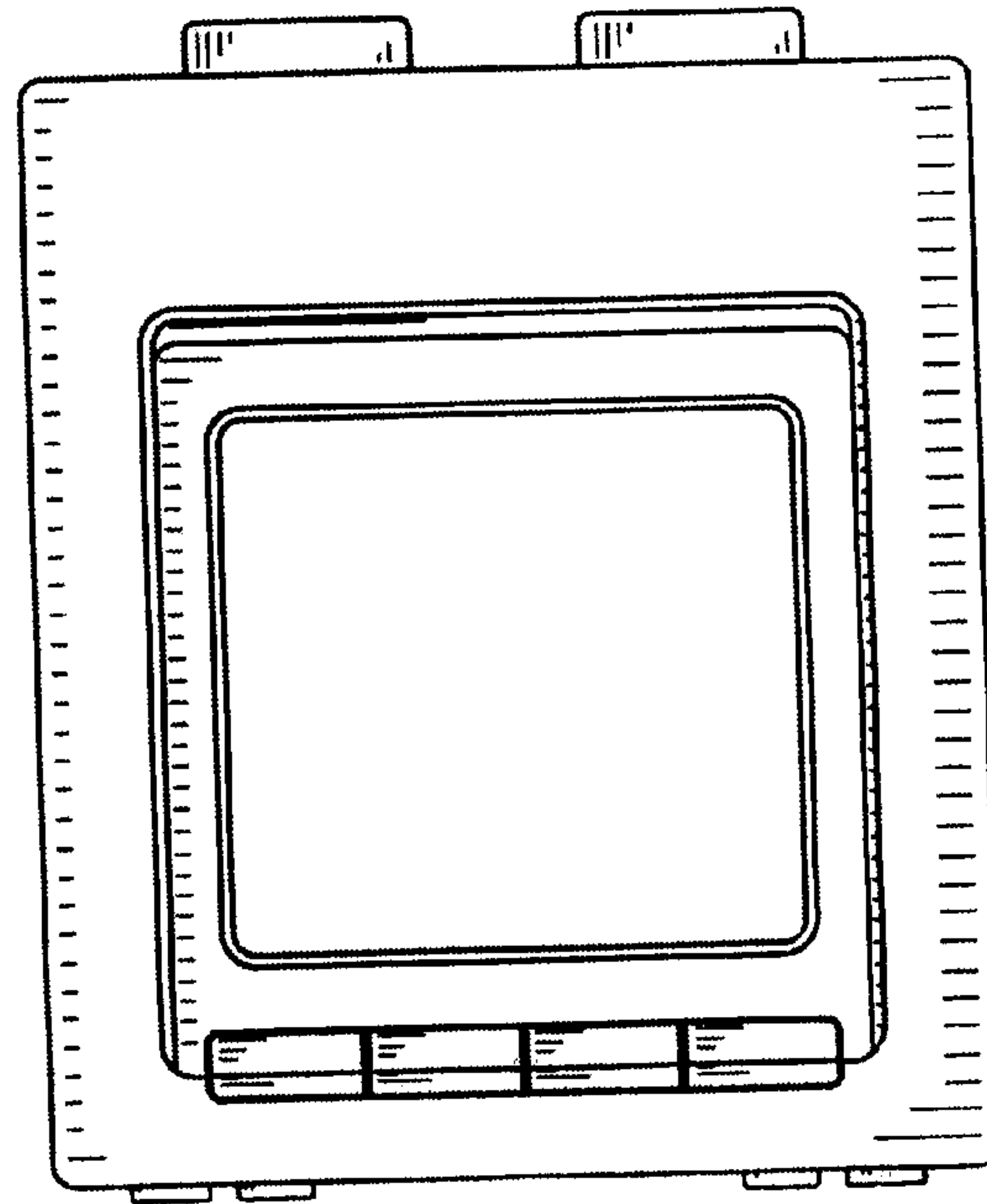


FIG. 6




FIG. 4




FIG. 7